Appleton®

DICOM INGENIEROS S.R.L.

Materiales eléctricos
Industriales

GUÍA DE
FICHAS TÉCNICAS

PRODUCTOS ELECTRICOS



MINERIA · ENERGIA · CONSTRUCCIÓN · HIDROCARBUROS · INDUSTRIA · TELECOMUNICACIONES · INFRAESTRUCTURA Y TRANSPORTE

Escanea el QR
Visita nuestro **Catálogo**

Siguenos en **nuestras redes**

+51 991 872 290

Set–Screw Insulated Grounding Bushing

For Threadless (GIB-LS) and Threaded (GIB-L) RMC IMC Conduit

GIB-LS-AC and IBC-LS-AC Series - with Aluminum Lay-In-Lug for Copper or Aluminum Conductors.

NEC/CEC:
Listed for Ordinary Locations

Applications

- GIB-LS Series insulated bushings fasten and ground threadless rigid metal conduit to an enclosure.
- GIB-L Series insulated bushings fasten and ground threaded rigid metal conduit to an enclosure.
- Can be used with a locknut to terminate conduit at an enclosure.
- Lug used to connect bonding jumper to a neutral bus bar.

Features

- Temperature rating +150 °C (+302 °F).
- Insulating liner material is self-extinguishing.
- The plastic liner is tough. It won't chip, crack, swell or shrink. It resists corrosion, chemicals and temperature extremes. Surface friction is so low that wires can be pulled with virtually no abrasion on the cable insulation.
- GIB-LS Series is provided with a set-screw allowing fitting to lock bushing in any desired position.
- UL listed for use with copper or aluminum grounding conductors.
- Lugs not sold separately.

Material/Finish

- Body: malleable iron/zinc plated
- Lug: aluminum/tin plated or bronze/bright dip
- Clamping and set screw: steel/zinc plated

NEC/CEC Certifications and Compliances

- UL Standard: 467, 514B
- UL Listed: E24264
- CSA Standard: C22.2 No. 41
- NEMA: FB-1



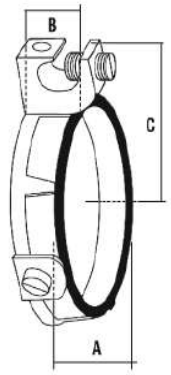

Trade Size (Inches)	Wire Size Min.	Wire Size Max.	Dimensions in Millimeters (Inches) A Bushing Diameter	B Bushing Height	C Turning Radius w/Lug	Appleton™ Catalog Number Aluminum Lug	O–Z/Gedney™ Catalog Number Aluminum Lug
1/2	14 SOL	4 STR	30.2 (1.19)	11.2 (0.44)	30.2 (1.19)	**GIB-50LS-4AC**	**IBC-50LS-4AC**
3/4	14 SOL	4 STR	36.6 (1.44)	12.7 (0.50)	33.3 (1.31)	**GIB-75LS-4AC**	**IBC-75LS-4AC**
1	14 SOL	4 STR	44.5 (1.75)	14.2 (0.56)	36.6 (1.44)	**GIB-100LS-4AC**	**IBC-100LS-4AC**
1	14 SOL	2/0 STR	44.5 (1.75)	14.2 (0.56)	42.9 (1.69)	**GIB-100LS-20AC**	**IBC-100LS-20AC**
1-1/4	14 SOL	4 STR	54.1 (2.13)	16.0 (0.63)	41.4 (1.63)	**GIB-125LS-4AC**	**IBC-125LS-4AC**
1-1/4	14 SOL	2/0 STR	54.1 (2.13)	16.0 (0.63)	35.8 (1.41)	**GIB-125LS-20AC**	**IBC-125LS-20AC**
1-1/2	14 SOL	4 STR	58.7 (2.31)	17.5 (0.69)	44.5 (1.75)	**GIB-150LS-4AC**	**IBC-150LS-4AC**
1-1/2	14 SOL	2/0 STR	58.7 (2.31)	17.5 (0.69)	50.8 (2.00)	**GIB-150LS-20AC**	**IBC-150LS-20AC**
2	14 SOL	4 STR	71.4 (2.81)	19.1 (0.75)	50.8 (2.00)	**GIB-200LS-4AC**	**IBC-200LS-4AC**
2	14 SOL	2/0 STR	71.4 (2.81)	19.1 (0.75)	57.2 (2.25)	**GIB-200LS-20AC**	**IBC-200LS-20AC**
2-1/2	14 SOL	4 STR	85.9 (3.38)	22.4 (0.88)	57.2 (2.25)	**GIB-250LS-4AC**	**IBC-250LS-4AC**
2-1/2	14 SOL	2/0 STR	85.9 (3.38)	22.4 (0.88)	63.5 (2.50)	**GIB-250LS-20AC**	**IBC-250LS-20AC**
2-1/2	6 STR	250 STR	85.9 (3.38)	22.4 (0.88)	62.7 (2.47)	**GIB-250LS-25AC**	**IBC-250LS-25AC**
3	14 SOL	4 STR	103.1 (4.06)	33.3 (1.31)	66.8 (2.63)	**GIB-300LS-4AC**	**IBC-300LS-4AC**
3	14 SOL	2/0 STR	103.1 (4.06)	33.3 (1.31)	71.4 (2.81)	**GIB-300LS-20AC**	**IBC-300LS-20AC**
3	6 STR	250 STR	103.1 (4.06)	33.3 (1.31)	84.1 (3.31)	**GIB-300LS-25AC**	**IBC-300LS-25AC**

© August 2021

EMERSON

Set–Screw Insulated Grounding Bushing

For Threadless RMC IMC Conduit

GIB-LS-AC and IBC-LS-AC Series - with Aluminum Lay-In-Lug for Copper or Aluminum Conductors.

NEC/CEC:
Listed for Ordinary Locations



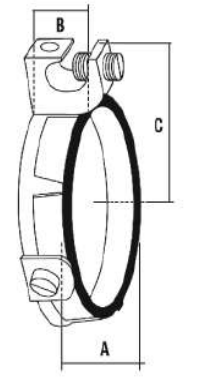

Trade Size (Inches)	Wire Size Min.	Wire Size Max.	Dimensions in Millimeters (Inches) A Bushing Diameter	B Bushing Height	C Turning Radius w/Lug	Appleton™ Catalog Number Aluminum Lug	O–Z/Gedney™ Catalog Number Aluminum Lug
3-1/2	14 SOL	4 STR	114.3 (4.50)	25.4 (1.00)	73.2 (2.88)	**GIB-350LS-4AC**	**IBC-350LS-4AC**
3-1/2	14 SOL	2/0 STR	114.3 (4.50)	25.4 (1.00)	77.7 (3.06)	**GIB-350LS-20AC**	**IBC-350LS-20AC**
3-1/2	6 STR	250 STR	114.3 (4.50)	25.4 (1.00)	88.9 (3.50)	**GIB-350LS-25AC**	**IBC-350LS-25AC**
4	14 SOL	4 STR	131.8 (5.19)	26.9 (1.06)	79.5 (3.13)	**GIB-400LS-4AC**	**IBC-400LS-4AC**
4	14 SOL	2/0 STR	131.8 (5.19)	26.9 (1.06)	85.9 (3.38)	**GIB-400LS-20AC**	**IBC-400LS-20AC**
4	6 STR	250 STR	131.8 (5.19)	26.9 (1.06)	96.8 (3.81)	**GIB-400LS-25AC**	**IBC-400LS-25AC**
5	14 SOL	4 STR	153.9 (6.06)	31.8 (1.25)	92.2 (3.63)	**GIB-500LS-4AC**	**IBC-500LS-4AC**
5	14 SOL	2/0 STR	153.9 (6.06)	31.8 (1.25)	98.6 (3.88)	**GIB-500LS-20AC**	**IBC-500LS-20AC**
5	6 STR	250 STR	153.9 (6.06)	31.8 (1.25)	109.5 (4.31)	**GIB-500LS-25AC**	**IBC-500LS-25AC**
6	14 SOL	4 STR	184.2 (7.25)	33.3 (1.31)	108.0 (4.25)	**GIB-600LS-4AC**	**IBC-600LS-4AC**
6	14 SOL	2/0 STR	184.2 (7.25)	33.3 (1.31)	112.8 (4.44)	**GIB-600LS-20AC**	**IBC-600LS-20AC**
6	6 STR	250 STR	184.2 (7.25)	33.3 (1.31)	124.0 (4.88)	**GIB-600LS-25AC**	**IBC-600LS-25AC**

© August 2021

Set–Screw Insulated Grounding Bushing

For Threadless RMC IMC Conduit

IBC-LS-BC Series - with Bronze Lay-In-Lug for Copper Conductors.

NEC/CEC:
Listed for Ordinary Locations



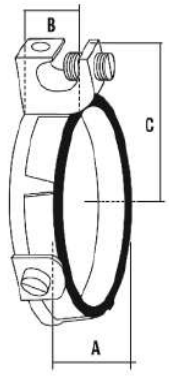

Trade Size (Inches)	Wire Size Min.	Wire Size Max.	Dimensions in Millimeters (Inches) A Bushing Diameter	B Bushing Height	C Turning Radius w/Lug	Appleton™ Catalog Number Bronze Lug	O–Z/Gedney™ Catalog Number Bronze Lug
1/2	14 SOL	4 STR	30.2 (1.19)	11.2 (0.44)	30.2 (1.19)	—	**IBC-50LS-4BC**
3/4	14 SOL	4 STR	36.6 (1.44)	12.7 (0.50)	33.3 (1.31)	—	**IBC-75LS-4BC**
1	14 SOL	4 STR	44.5 (1.75)	14.2 (0.56)	36.6 (1.44)	—	**IBC-100LS-4BC**
1	14 SOL	2/0 STR	44.5 (1.75)	14.2 (0.56)	42.9 (1.69)	—	**IBC-100LS-20BC**
1-1/4	14 SOL	4 STR	54.1 (2.13)	16.0 (0.63)	41.4 (1.63)	—	**IBC-125LS-4BC**
1-1/4	14 SOL	2/0 STR	54.1 (2.13)	16.0 (0.63)	35.8 (1.41)	—	**IBC-125LS-20BC**
1-1/2	14 SOL	4 STR	58.7 (2.31)	17.5 (0.69)	44.5 (1.75)	—	**IBC-150LS-4BC**
1-1/2	14 SOL	2/0 STR	58.7 (2.31)	17.5 (0.69)	50.8 (2.00)	—	**IBC-150LS-20BC**
2	14 SOL	4 STR	71.4 (2.81)	19.1 (0.75)	50.8 (2.00)	—	**IBC-200LS-4BC**
2	14 SOL	2/0 STR	71.4 (2.81)	19.1 (0.75)	57.2 (2.25)	—	**IBC-200LS-20BC**
2-1/2	14 SOL	4 STR	85.9 (3.38)	22.4 (0.88)	57.2 (2.25)	—	**IBC-250LS-4BC**
2-1/2	14 SOL	2/0 STR	85.9 (3.38)	22.4 (0.88)	63.5 (2.50)	—	**IBC-250LS-20BC**
2-1/2	6 STR	250 STR	85.9 (3.38)	22.4 (0.88)	62.7 (2.47)	—	**IBC-250LS-25BC**
3	14 SOL	4 STR	103.1 (4.06)	33.3 (1.31)	66.8 (2.63)	—	**IBC-300LS-4BC**
3	14 SOL	2/0 STR	103.1 (4.06)	33.3 (1.31)	71.4 (2.81)	—	**IBC-300LS-20BC**
3	6 STR	250 STR	103.1 (4.06)	33.3 (1.31)	84.1 (3.31)	—	**IBC-300LS-25BC**

© August 2021

Set–Screw Insulated Grounding Bushing

For Threadless RMC IMC Conduit

IBC-LS-BC Series - with Bronze Lay-In-Lug for Copper Conductors.

NEC/CEC:
Listed for Ordinary Locations



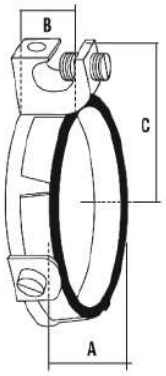

Trade Size (Inches)	Wire Size Min.	Wire Size Max.	Dimensions in Millimeters (Inches) A Bushing Diameter	B Bushing Height	C Turning Radius w/Lug	Appleton™ Catalog Number Bronze Lug	O–Z/Gedney™ Catalog Number Bronze Lug
3-1/2	14 SOL	4 STR	114.3 (4.50)	25.4 (1.00)	73.2 (2.88)	—	**IBC-350LS-4BC**
3-1/2	14 SOL	2/0 STR	114.3 (4.50)	25.4 (1.00)	77.7 (3.06)	—	**IBC-350LS-20BC**
3-1/2	6 STR	250 STR	114.3 (4.50)	25.4 (1.00)	88.9 (3.50)	—	**IBC-350LS-25BC**
4	14 SOL	4 STR	131.8 (5.19)	26.9 (1.06)	79.5 (3.13)	—	**IBC-400LS-4BC**
4	14 SOL	2/0 STR	131.8 (5.19)	26.9 (1.06)	85.9 (3.38)	—	**IBC-400LS-20BC**
4	6 STR	250 STR	131.8 (5.19)	26.9 (1.06)	96.8 (3.81)	—	**IBC-400LS-25BC**
5	14 SOL	4 STR	153.9 (6.06)	31.8 (1.25)	92.2 (3.63)	—	**IBC-500LS-4BC**
5	14 SOL	2/0 STR	153.9 (6.06)	31.8 (1.25)	98.6 (3.88)	—	**IBC-500LS-20BC**
5	6 STR	250 STR	153.9 (6.06)	31.8 (1.25)	109.5 (4.31)	—	**IBC-500LS-25BC**
6	14 SOL	4 STR	184.2 (7.25)	33.3 (1.31)	108.0 (4.25)	—	**IBC-600LS-4BC**
6	14 SOL	2/0 STR	184.2 (7.25)	33.3 (1.31)	112.8 (4.44)	—	**IBC-600LS-20BC**
6	6 STR	250 STR	184.2 (7.25)	33.3 (1.31)	124.0 (4.88)	—	**IBC-600LS-25BC**

© August 2021

EMERSON

Set–Screw Insulated Grounding Bushing

For Threaded RMC IMC Conduit

GIB-L-AC and IBC-L-AC Series - with Aluminum Lay-In-Lug for Copper or Aluminum Conductors Only.

NEC/CEC:
Listed for Ordinary Locations



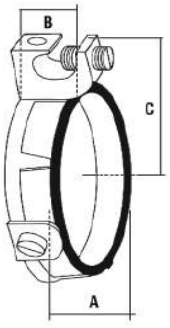

Trade Size (Inches)	Wire Size Min.	Wire Size Max.	Dimensions in Millimeters (Inches) A Bushing Diameter	B Bushing Height	C Turning Radius w/Lug	Appleton™ Catalog Number Aluminum Lug	O–Z/Gedney™ Catalog Number Aluminum Lug
1/2	14 SOL	4 STR	35.8 (1.41)	11.2 (0.44)	30.2 (1.19)	**GIB-50L-4AC**	**IBC–50L–4AC**
3/4	14 SOL	4 STR	36.6 (1.44)	12.7 (0.50)	33.3 (1.31)	**GIB-75L-4AC**	**IBC–75L–4AC**
1	14 SOL	4 STR	44.5 (1.75)	14.2 (0.56)	36.6 (1.44)	**GIB-100L-4AC**	**IBC–100L–4AC**
1	14 SOL	2/0 STR	44.5 (1.75)	14.2 (0.56)	42.9 (1.69)	**GIB-100L-20AC**	**IBC–100L–20AC**
1-1/4	14 SOL	4 STR	54.1 (2.13)	16.0 (0.63)	41.4 (1.63)	**GIB-125L-4AC**	**IBC–125L–4AC**
1-1/4	14 SOL	2/0 STR	54.1 (2.13)	16.0 (0.63)	35.8 (1.41)	**GIB-125L-20AC**	**IBC–125L–20AC**
1-1/2	14 SOL	4 STR	58.7 (2.31)	17.5 (0.69)	44.5 (1.75)	**GIB-150L-4AC**	**IBC–150L–4AC**
1-1/2	14 SOL	2/0 STR	58.7 (2.31)	17.5 (0.69)	50.8 (2.00)	**GIB-150L-20AC**	**IBC–150L–20AC**
2	14 SOL	4 STR	71.4 (2.81)	19.1 (0.75)	50.8 (2.00)	**GIB-200L-4AC**	**IBC–200L–4AC**
2	14 SOL	2/0 STR	71.4 (2.81)	19.1 (0.75)	57.2 (2.25)	**GIB-200L-20AC**	**IBC–200L–20AC**
2-1/2	14 SOL	4 STR	85.9 (3.38)	22.4 (0.88)	57.2 (2.25)	**GIB-250L-4AC**	**IBC–250L–4AC**
2-1/2	14 SOL	2/0 STR	85.9 (3.38)	22.4 (0.88)	63.5 (2.50)	**GIB-250L-20AC**	**IBC–250L–20AC**
2-1/2	6 STR	250 STR	85.9 (3.38)	22.4 (0.88)	62.7 (2.47)	**GIB-250L-25AC**	**IBC–250L–25AC**
3	14 SOL	4 STR	103.1 (4.06)	33.3 (1.31)	66.8 (2.63)	**GIB-300L-4AC**	**IBC–300L–4AC**
3	14 SOL	2/0 STR	103.1 (4.06)	33.3 (1.31)	71.4 (2.81)	**GIB-300L-20AC**	**IBC–300L–20AC**
3	6 STR	250 STR	103.1 (4.06)	33.3 (1.31)	84.1 (3.31)	**GIB-300L-25AC**	**IBC–300L–25AC**

© August 2021

Set–Screw Insulated Grounding Bushing

For Threaded RMC IMC Conduit

GIB-L-AC and IBC-L-AC Series - with Aluminum Lay-In-Lug for Copper or Aluminum Conductors.

NEC/CEC:
Listed for Ordinary Locations



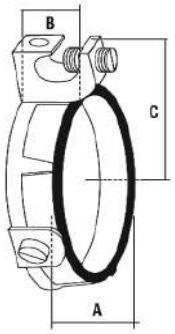

Trade Size (Inches)	Wire Size Min.	Wire Size Max.	Dimensions in Millimeters (Inches) A Bushing Diameter	B Bushing Height	C Turning Radius w/Lug	Appleton™ Catalog Number Aluminum Lug	O–Z/Gedney™ Catalog Number Aluminum Lug
3-1/2	14 SOL	4 STR	114.3 (4.50)	25.4 (1.00)	73.2 (2.88)	**GIB-350L-4AC**	**IBC–350L–4AC**
3-1/2	14 SOL	2/0 STR	114.3 (4.50)	25.4 (1.00)	77.7 (3.06)	**GIB-350L-20AC**	**IBC–350L–20AC**
3-1/2	6 STR	250 STR	114.3 (4.50)	25.4 (1.00)	88.9 (3.50)	**GIB-350L-25AC**	**IBC–350L–25AC**
4	14 SOL	4 STR	131.8 (5.19)	26.9 (1.06)	79.5 (3.13)	**GIB-400L-4AC**	**IBC–400L–4AC**
4	14 SOL	2/0 STR	131.8 (5.19)	26.9 (1.06)	85.9 (3.38)	**GIB-400L-20AC**	**IBC–400L–20AC**
4	6 STR	250 STR	131.8 (5.19)	26.9 (1.06)	96.8 (3.81)	**GIB-400L-25AC**	**IBC–400L–25AC**
5	14 SOL	4 STR	153.9 (6.06)	31.8 (1.25)	92.2 (3.63)	**GIB-500L-4AC**	**IBC–500L–4AC**
5	14 SOL	2/0 STR	153.9 (6.06)	31.8 (1.25)	98.6 (3.88)	**GIB-500L-20AC**	**IBC–500L–20AC**
5	6 STR	250 STR	153.9 (6.06)	31.8 (1.25)	109.5 (4.31)	**GIB-500L-25AC**	**IBC–500L–25AC**
6	14 SOL	4 STR	184.2 (7.25)	33.3 (1.31)	108.0 (4.25)	**GIB-600L-4AC**	**IBC–600L–4AC**
6	14 SOL	2/0 STR	184.2 (7.25)	33.3 (1.31)	112.8 (4.44)	**GIB-600L-20AC**	**IBC–600L–20AC**
6	6 STR	250 STR	184.2 (7.25)	33.3 (1.31)	124.0 (4.88)	**GIB-600L-25AC**	**IBC–600L–25AC**

© August 2021

Set–Screw Insulated Grounding Bushing

For Threaded RMC IMC Conduit

GIB-L-BC and IBC-L-BC Series - with Bronze Lay-In-Lug for Copper Conductors Only.

NEC/CEC:
Listed for Ordinary Locations



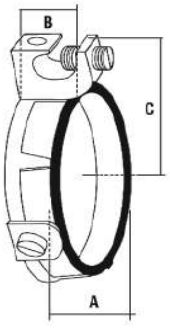

Trade Size (Inches)	Wire Size Min.	Wire Size Max.	Dimensions in Millimeters (Inches) A Bushing Diameter	B Bushing Height	C Turning Radius w/Lug	Appleton™ Catalog Number Bronze Lug	O–Z/Gedney™ Catalog Number Bronze Lug
1/2	14 SOL	4 STR	35.8 (1.41)	11.2 (0.44)	30.2 (1.19)	**GIB-50L-4BC**	**IBC–50L–4BC**
3/4	14 SOL	4 STR	36.6 (1.44)	12.7 (0.50)	33.3 (1.31)	**GIB-75L-4BC**	**IBC–75L–4BC**
1	14 SOL	4 STR	44.5 (1.75)	14.2 (0.56)	36.6 (1.44)	**GIB-100L-4BC**	**IBC–100L–4BC**
1	14 SOL	2/0 STR	44.5 (1.75)	14.2 (0.56)	42.9 (1.69)	**GIB-100L-20BC**	**IBC–100L–20BC**
1-1/4	14 SOL	4 STR	54.1 (2.13)	16.0 (0.63)	41.4 (1.63)	**GIB-125L-4BC**	**IBC–125L–4BC**
1-1/4	14 SOL	2/0 STR	54.1 (2.13)	16.0 (0.63)	35.8 (1.41)	**GIB-125L-20BC**	**IBC–125L–20BC**
1-1/2	14 SOL	4 STR	58.7 (2.31)	17.5 (0.69)	44.5 (1.75)	**GIB-150L-4BC**	**IBC–150L–4BC**
1-1/2	14 SOL	2/0 STR	58.7 (2.31)	17.5 (0.69)	50.8 (2.00)	**GIB-150L-20BC**	**IBC–150L–20BC**
2	14 SOL	4 STR	71.4 (2.81)	19.1 (0.75)	50.8 (2.00)	**GIB-200L-4BC**	**IBC–200L–4BC**
2	14 SOL	2/0 STR	71.4 (2.81)	19.1 (0.75)	57.2 (2.25)	**GIB-200L-20BC**	**IBC–200L–20BC**
2-1/2	14 SOL	4 STR	85.9 (3.38)	22.4 (0.88)	57.2 (2.25)	**GIB-250L-4BC**	**IBC–250L–4BC**
2-1/2	14 SOL	2/0 STR	85.9 (3.38)	22.4 (0.88)	63.5 (2.50)	**GIB-250L-20BC**	**IBC–250L–20BC**
2-1/2	6 STR	250 STR	85.9 (3.38)	22.4 (0.88)	62.7 (2.47)	—	**IBC–250L–25BC**
3	14 SOL	4 STR	103.1 (4.06)	33.3 (1.31)	66.8 (2.63)	**GIB-300L-4BC**	**IBC–300L–4BC**
3	14 SOL	2/0 STR	103.1 (4.06)	33.3 (1.31)	71.4 (2.81)	**GIB-300L-20BC**	**IBC–300L–20BC**
3	6 STR	250 STR	103.1 (4.06)	33.3 (1.31)	84.1 (3.31)	—	**IBC–300L–25BC**

© August 2021

Set–Screw Insulated Grounding Bushing

For Threaded RMC IMC Conduit

GIB-L-BC and IBC-L-BC Series - with Bronze Lay-In-Lug for Copper Conductors Only.

NEC/CEC:
Listed for Ordinary Locations



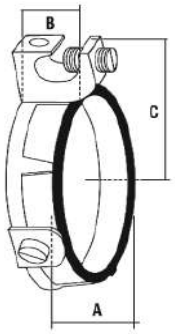

Trade Size (Inches)	Wire Size Min.	Wire Size Max.	Dimensions in Millimeters (Inches) A Bushing Diameter	B Bushing Height	C Turning Radius w/Lug	Appleton™ Catalog Number Bronze Lug	O–Z/Gedney™ Catalog Number Bronze Lug
3-1/2	14 SOL	4 STR	114.3 (4.50)	25.4 (1.00)	73.2 (2.88)	**GIB-350L-4BC**	**IBC–350L–4BC**
3-1/2	14 SOL	2/0 STR	114.3 (4.50)	25.4 (1.00)	77.7 (3.06)	**GIB-350L-20BC**	**IBC–350L–20BC**
3-1/2	6 STR	250 STR	114.3 (4.50)	25.4 (1.00)	88.9 (3.50)	—	**IBC–350L–25BC**
4	14 SOL	4 STR	131.8 (5.19)	26.9 (1.06)	79.5 (3.13)	**GIB-400L-4BC**	**IBC–400L–4BC**
4	14 SOL	2/0 STR	131.8 (5.19)	26.9 (1.06)	85.9 (3.38)	**GIB-400L-20BC**	**IBC–400L–20BC**
4	6 STR	250 STR	131.8 (5.19)	26.9 (1.06)	96.8 (3.81)	—	**IBC–400L–25BC**
5	14 SOL	4 STR	153.9 (6.06)	31.8 (1.25)	92.2 (3.63)	**GIB-500L-4BC**	**IBC–500L–4BC**
5	14 SOL	2/0 STR	153.9 (6.06)	31.8 (1.25)	98.6 (3.88)	**GIB-500L-20BC**	**IBC–500L–20BC**
5	6 STR	250 STR	153.9 (6.06)	31.8 (1.25)	109.5 (4.31)	—	**IBC–500L–25BC**
6	14 SOL	4 STR	184.2 (7.25)	33.3 (1.31)	108.0 (4.25)	**GIB-600L-4BC**	**IBC–600L–4BC**
6	14 SOL	2/0 STR	184.2 (7.25)	33.3 (1.31)	112.8 (4.44)	**GIB-600L-20BC**	**IBC–600L–20BC**
6	6 STR	250 STR	184.2 (7.25)	33.3 (1.31)	124.0 (4.88)	—	**IBC–600L–25BC**

© August 2021