Appleton®

DICOM INGENIEROS S.R.L.

Materiales eléctricos
Industriales

GUÍA DE
FICHAS TÉCNICAS

PRODUCTOS ELECTRICOS



MINERIA · ENERGIA · CONSTRUCCIÓN · HIDROCARBUROS · INDUSTRIA · TELECOMUNICACIONES · INFRAESTRUCTURA Y TRANSPORTE

Escanea el QR
Visita nuestro **Catálogo**

Siguenos en **nuestras redes**

+51 991 872 290

Powertite™ Series Pin and Sleeve Plugs, Connectors and Receptacles

NEC/CEC: Listed for Ordinary (Unclassified) Locations | NEMA 3, 4, 4X

Applications

- Designed to supply power to portable or fixed electrical equipment such as motor generator units, welders, pumps, compressors, cellular relay stations, SCR/VFD houses, and similar equipment.
- Ideal for use in "ship to shore" and backup/temporary power applications.
- Suitable for use in locations where a weatherproof enclosure is required.
- Rough usage construction.

Features

- Available in 30, 60, 100, 150, 200, and 400 Amp units.
- Available in two grounding styles: Style 1 (shell only) and Style 2 (shell and extra pole).
- Neoprene bushing compressed by cable collar prevents entrance of water. Bushing is highly resistant to hydrocarbon deterioration and is self-extinguishing.
- Locking screw and slot prevents plug cable collar from "backing off."
- Contacts exert constant pressure along entire contact surface and provide electrical continuity.
- Ambient temperature range of -25 °C to +40 °C (-13 °F to +104 °F).
- Insulating blocks provide greatest dielectric and mechanical strength and lowest arc tracking.
- Positive polarization: only plugs and receptacles of same style, number of poles and ampere rating can be used together.
- Circuit breaking: in 30, 60, 100, 150 and 200 Amp units, any arcing created as line and load terminals disengage is safely confined deep within terminal cavities. Plugs may be withdrawn in an emergency under full rated loads without separate disconnect switches (400 Amp plug is for disconnecting use only; not for current rupturing).
- 30, 60, 100, and 150 Amp Powertite™ plugs also suitable for classified locations when used with Appleton EBR, EBRH, JBR, MD2SR, or DBR explosionproof interlocking receptacles.
- Controlled length contacts ensure that ground makes first and breaks last for added safety.
- Intermatability ①: Intermateable with Crouse-Hinds ✢ Arktite® and Powermate™, and Killark ✧ Versamate®.

Standard Materials

- Plug, receptacle, connector and mounting box housings: copperfree (4/10 of 1% max.) aluminum
- Insulating blocks: glass filled polyester

Standard Finishes

- Aluminum plug, receptacle, connector and mounting box housings: epoxy powder coat
- Insulating blocks and contacts: natural finish

Options

- See Illustrated Options section for details.
- Standard Service, Reverse Service (Generator Application), and Special Polarization.
- Lock Collar accessory to secure plug and connector connections from unauthorized intentional disconnection.
- NEMA 4X Cap accessory for plugs to protect insulation and plug contacts from moisture, dirt, dust and corrosion when not in use.



30 and 60 Amp



100 and 150 Amp



200 Amp



400 Amp

NEC/CEC Certifications and Compliances

- UL Standard: UL 1682, UL 1686, UL 50E
- UL Listed: E145916, E145917
- cULus Listed: E145917 (30 Amp - 200 Amp)
- CSA Standard: C22.2 No. 182.1-13
- CSA Certified: 065179
- NEMA 4X (30, 60, 100, 150, and 200 Amp)
- NEMA Configuration: FB11

Related Products

- For classified location plugs and receptacles, see Plugs and Receptacles: Hazardous Location.

① Appleton Powertite series 30 through 100 Amps is UL Classified for use in specific combinations with Crouse-Hinds Arktite® .
✢ Arktite is a registered trademark of Cooper Crouse-Hinds.
✧ Versamate is a registered trademark of Hubbell Killark.

Powertite™ Series Pin and Sleeve Plugs, Connectors and Receptacles

NEC/CEC: Listed for Ordinary (Unclassified) Locations | NEMA 3, 4, 4X

Illustrated Features

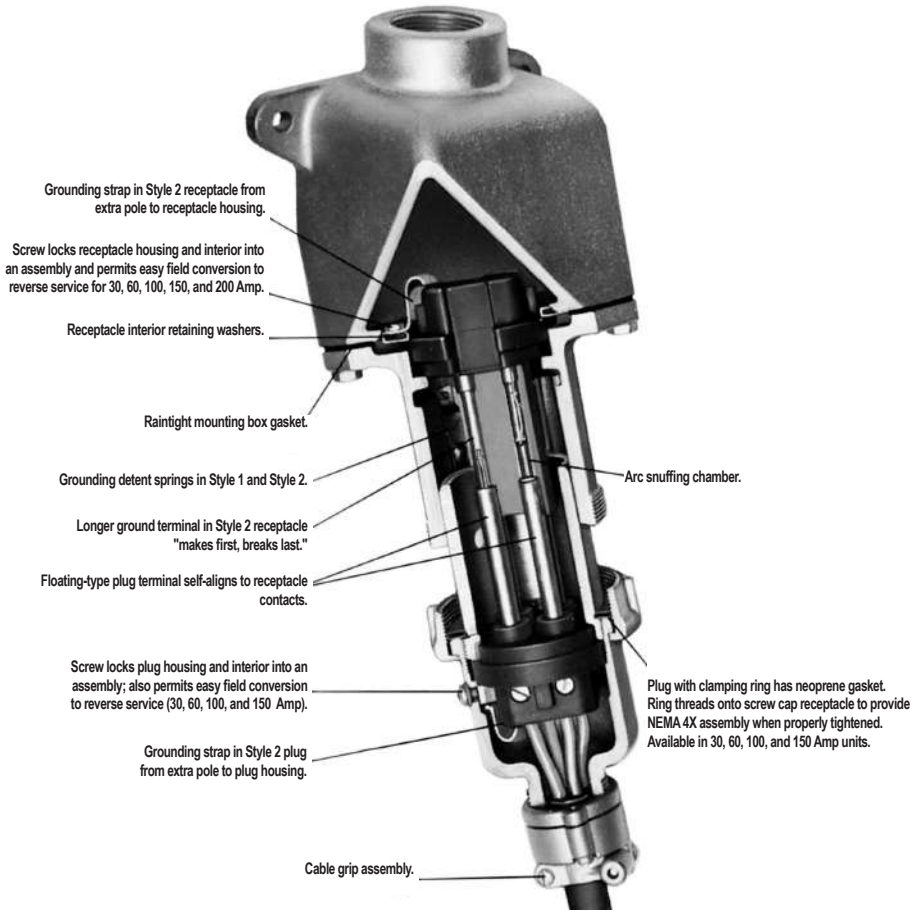

NEC/CEC: Listed for Ordinary (Unclassified) Locations | NEMA 3, 4, 4X

Illustrated Features

Grounding Styles

Style 1 (Shell Only)

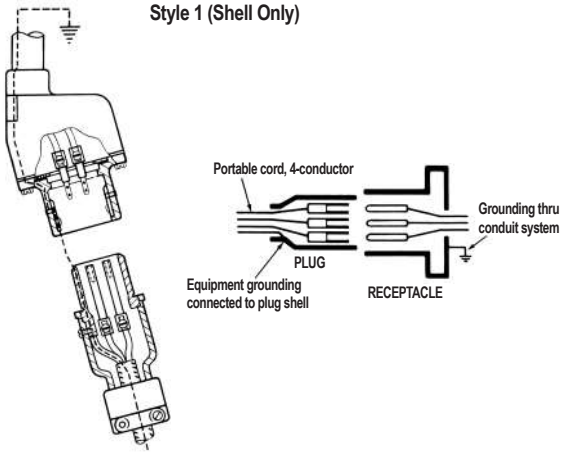

Plug—Equipment grounding conductor is wired directly to solderless lug which is connected to the plug housing with a pressure connector. All terminals are "current carrying."

Receptacle—Two detent spring clips engage the grounded plug housing on plug insertion-grounded plug shell makes contact with receptacle ground spring before line and load poles are engaged. Grounding path is maintained until after current-carrying contacts disengage. All terminals are "current carrying."

Style 2 (Shell and Extra Pole)

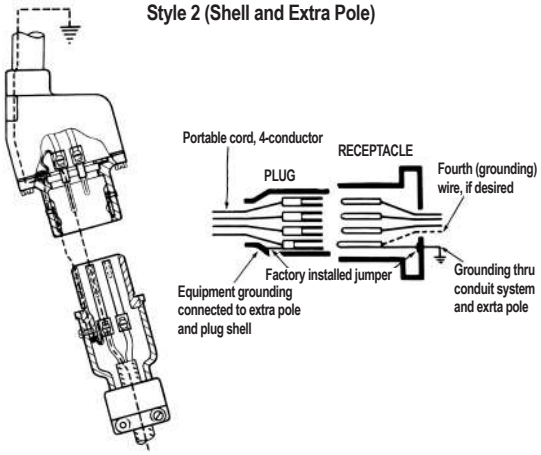

Plug—Equipment grounding conductor is not only connected to the solderless lug in the plug housing, but also to an extra grounding pole. Grounding pole has copper alloy grounding jumper strap that connects to plug housing.

Receptacle—Two detent spring clips engage grounded plug housing on plug insertion. Jumper from extra grounding pole is electrically connected to a screw on receptacle housing. Longer grounding pole "makes first and breaks last."

Pin and Sleeve Design ①



30, 60, and 100 Amp Pressure Wire Terminals.
Solid Brass Contacts with Beryllium Copper Springs.



150 Amp Pressure Wire Terminals.
Solid Copper Contacts with Beryllium Copper Springs.

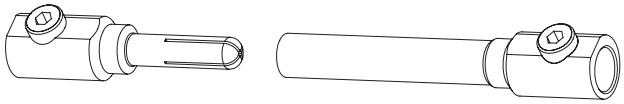

200 Amp Pressure Wire Terminals. Solid Copper Split-Type Contact.

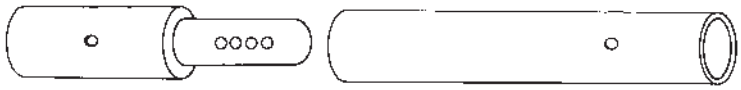

400 Amp 0.84" Solder Well Wire Terminals. Solid Copper Contacts with Four Spring-Loaded Borosilicate Bearings.



400 Amp 1.25" Solder Wire Well Terminals. Solid Copper Contacts with Four Spring-Loaded Borosilicate Bearings.

① Pins and sleeves are not sold separately. Must be purchased as entire interior replacement. Available on the Replacement Interiors pages.

Powertite™ Series Pin and Sleeve Plugs, Connectors and Receptacles

NEC/CEC: Listed for Ordinary (Unclassified) Locations | NEMA 3, 4, 4X

Illustrated Features

Spring Door and Screw Cap
30, 60, 100, and 150 Amp spring door and screw cap receptacles are threaded to accept clamping ring ACP plug. The ring threads onto the receptacle to form a raintight assembly with plug in use-and also to prevent plug fallout. When the plug is withdrawn, the gasketed spring door cover closes tightly against receptacle opening automatically, providing weatherproof protection. Spring door has stainless steel spring and shaft.



Spring Door Cover
30, 60, 100, and 150 Amp units may be located at any position in a 360° circle by adjusting a setscrew. Set screw also allows complete removal of cover. Spring door available on 200 Amp units.
NOTE: Spring Door cover in open positions for illustration only.



ACP Plugs
Supplied with bushings to accommodate a wide variety of cable diameters.



Reversible Cable Clamps
Permits wide cable range (just loosen screws and flip over).
Each position accommodates one of two bushings. Convenient in installations having different cable sizes.



Illustrated Options

Standard Service
Energized receptacle has recessed male contacts to reduce danger of accidental touching. Plug has female contacts that are energized only upon insertion in receptacle.



Special Polarization
Special polarization is available on 30, 60, 100, 200, and 400 Amp units. Prevents plug insertion in a receptacle or connector wired for a different voltage. In installations where there are different line voltages, the special polarization option is desirable. This allows only plugs and receptacles wired for the same line voltage to be mated together. The receptacle or connector interior is positioned 22-1/2°, relative to the polarization rivet, to the right (as specified) of standard, and plug is polarized to correspond. Add suffix -P4 to the standard or reverse service plug, receptacle or connector.

NEMA 4X Cap
Protects plug insulation and contacts from moisture, dirt, dust and corrosion when not in use. See product page for item number information.



Reverse Service (Generator Application)
Useful where a "hot" plug feeds a dead receptacle. Reverse service is often used for generator applications where the receptacle houses a dead plug interior. Plug houses an energized receptacle interior, which has recessed male contacts to reduce danger of accidental touching. 30, 60, 100, 150, and 200 Amp units can be easily converted to reverse service in the field when matching plug and receptacle are ordered. 400 Amp unit is only available as a factory assembled item at extra cost. Add suffix -RS to receptacle or connector.



Lock Collar
Secures Plug and Connector connections to prevent intentional disconnection by unauthorized personnel. For use with 60 and 100 Amp Series Plugs and Connectors. Collar clamps around fully tightened Plug and Connector and secured via a padlock. Order item PTLC60100.



Powertite™ Series Pin and Sleeve Plugs, Connectors and Receptacles

NEC/CEC: Listed for Ordinary (Unclassified) Locations | NEMA 3, 4, 4X

Features at a Glance

		Receptacle Types			Contacts				Reverse Service	
Amp	Grounding Styles	Weatherproof Spring Door	NEMA 4X Screw Cap	NEMA 4X Clamp Cover	Brass with Beryllium Copper Springs	Copper with Borosilicte Bearings	Split-type Copper Contacts	Brass Ground Contacts	In Field	Factory Only
30	1 and 2	X	X		X			Style 2	X	
60	1 and 2	X	X		X			Style 2	X	
100	1 and 2	X	X		X			Style 2	X	
150	2	X	X		Copper			Style 2	X	
200	1 and 2	X		X			X	Style 2	X	
400	1 and 2					X		Style 2		X

Application Chart

		Single Phase	
Grounding Style	Wire/Pole	With Neutral	Without Neutral
Style 1 (Shell Only)	2W, 2P	L1+N+G	L1+L2+G
	3W, 3P	L1+L2+N+G	
	4W, 4P		
Style 2 (Shell and Extra Pole)	2W, 3P	L1+N+G	L1+L2+G
	3W, 4P	L1+L2+N+G	

		Three Phase	
Grounding Style	Wire/Pole	With Neutral	Without Neutral
Style 1 (Shell Only)	2W, 2P		
	3W, 3P		L1+L2+L3+G
	4W, 4P	L1+L2+L3+N+G	
Style 2 (Shell and Extra Pole)	2W, 3P		
	3W, 4P		L1+L2+L3+G

Range of Wire Sizes Accommodated in Powertite Plug and Receptacle Terminals

60 °C (140 °F) minimum wire ratings.

30, 60, 100, and 150 Amp

		Wire Range	
Amps	Wire Recess Dia. (Inches)	Building	Extra Flex.
30	.281	#10 – #6	#10 – #8
60	.312	#6 – #2	#6 – #4
100	.391	#4 – #1	#4 – #2
150	.525	#2 – 2/0	#2 – 2/0

200 Amp

Wire Recess Dia. (Inches)	Conductor Size	Type Conductor
0.687	250	General Wire
	4/0	General Wire
	4/0	Flex. Cable
	3/0	Flex. Cable
	3/0	Extra Flex.
	2/0	Flex. Cable

400 Amp

Solder Recess Dia. (Inches)	Conductor Size	Type Conductor
	500 MCM	General Wire
0.84	400 MCM	Flex. Cable
	400 MCM	Extra Flex.
	1000 MCM	General wire
1.25	900 MCM	General Wire
	800 MCM	Extra Flex.

Horsepower Ratings at Full-Load Current

Values are derived from NEC Article 430 Table 430.250. The voltages listed are nominal motor voltages.

		Motor Horsepower		
Motor Phase	Amps	240 Vac	480 Vac	600 Vac
Full-Load Current				
	30	10	20	25
	60	20	40	50
3-Phase	100	30	75	100
	150	50	100	150
	200	75	150	200

Horsepower Ratings for Emergency Disconnect Only

Plug may be withdrawn in an emergency if within these maximum HP ratings. Not for normal starting/stopping.

		Motor Horsepower			
Motor Phase	Amps	115 Vac	240 Vac	480 Vac	600 Vac
For Emergency Disconnect Only ①					
	30	3	7-1/2	15	20
	60	7-1/2	15	30	30
3-Phase	100	10	20	40	40
	150	Do Not Disconnect Under Load			
	200	20	40	50	50

① *For 1-Phase Emergency Disconnect HP ratings please refer to each amperage section.*

Powertite™ Series Pin and Sleeve Plugs, Connectors and Receptacles

30 Amp. 600 Vac, 250 Vdc, 50-400 Hz

Pressure Wire Terminals – Wire Recess Diameter: .281". Wire Size Range: #10—#6 Building; #10—#8 Extra Flex.

NEC/CEC: Listed for Ordinary (Unclassified) Locations | NEMA 3, 4, 4X



Grounding Style	Wire/Pole	Receptacle with AEE Mounting Box ①	Hub Size (Inches)	Receptacle Only ③	Metallic Clamping Ring Plug ②	Nonmetallic Clamping Ring Plug ②④	Plug Cable Dia. (Inches)
Style 1 (Shell Only)	2W, 2P	**ADRE3022-50**	1/2	**ADR3022**	**ACP3022BC**	—	.500 to 1.125
		ADRE3022-75	3/4				
	3W, 3P	**ADRE3033-75**	3/4	**ADR3033**	**ACP3033BC**	—	.500 to 1.125
		ADRE3033-100	1				
	4W, 4P	**ADRE3044-75**	3/4	**ADR3044**	**ACP3044BC**	—	.500 to 1.125
		ADRE3044-100	1				
Style 2 (Shell and Extra Pole)	2W, 3P	**ADRE3023-75**	3/4	**ADR3023**	**ACP3023BC**	—	.500 to 1.125
		ADRE3023-100	1				
	3W, 4P	**ADRE3034-75**	3/4	**ADR3034**	**ACP3034BC**	**NMACP3034BC**	.500 to 1.125
		ADRE3034-100	1				

Receptacles are provided with spring door and screw cover.
For Reverse Service, add suffix -RS to Catalog Number.
For Special Polarization, add suffix -P4 to Catalog Number.

Horsepower Ratings at Full-Load Current

Below values are derived from NEC article 430 Table 430.250. The voltages listed are nominal motor voltages.

	Motor Horsepower		
Motor Phase	**240 Vac**	**280 Vac**	**600 Vac**
3-Phase	10HP	20HP	25HP

Horsepower Ratings for Emergency Disconnect Under Load

Plug may be withdrawn in an emergency if within these maximum HP ratings. Not for normal starting and stopping.

	Motor Horsepower			
Motor Phase	**120 Vac**	**240 Vac**	**480 Vac**	**600 Vac**
1-Phase	2HP	3HP	10HP	10HP
3-Phase	3HP	7-1/2HP	15HP	20HP

① *For additional mounting boxes, see Aluminum Mounting Boxes.*
② *Plug and receptacle combination is NEMA 4X rated when clamping ring is fully tightened on receptacle.*
③ *Receptacle is NEMA 4X rated when screw cover is fully engaged when the receptacle is not in use.*
④ *Reverse service and special polarization options are not available on nonmetallic plugs.*

Powertite™ Series Pin and Sleeve Plugs, Connectors and Receptacles

30 Amp. 600 Vac, 250 Vdc, 50-400 Hz

Pressure Wire Terminals – Wire Recess Diameter: .281". Wire Size Range: #10—#6 Building; #10—#8 Extra Flex.

NEC/CEC: Listed for Ordinary (Unclassified) Locations | NEMA 3, 4, 4X





Grounding Style	Wire/Pole	Connector Body Only	Metallic Clamping Ring Plug ①	Connector/Plug Cable Dia. (Inches)
Style 1 (Shell Only)	2W, 2P	**ARC3022BC**	**ACP3022BC**	.500 to 1.125
	3W, 3P	**ARC3033BC**	**ACP3033BC**	.500 to 1.125
	4W, 4P	**ARC3044BC**	**ACP3044BC**	.500 to 1.125
Style 2 (Shell and Extra Pole)	2W, 3P	**ARC3023BC**	**ACP3023BC**	.500 to 1.125
	3W, 4P	**ARC3034BC**	**ACP3034BC**	.500 to 1.125

For Reverse Service, add suffix -RS to Catalog Number.
For Special Polarization, add suffix -P4 to Catalog Number.

Pin and Sleeve Design

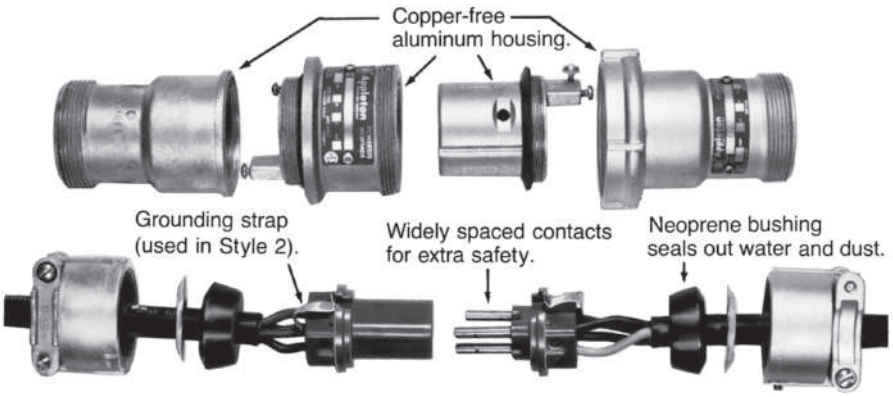

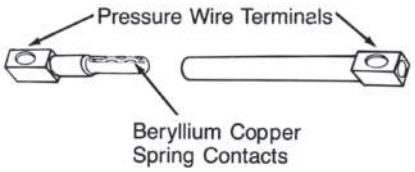

Energized contacts deeply recessed to reduce danger of accidental touching, minimize possibility of exposed arcs. Insulator quenches arcing, and is resistant to abnormal heat and to fire.

Plug mechanical cable clamps provide strain relief conductor connections, allow easy cable replacement.

Pressure wire terminals allow cable to be readily replaced when necessary. Terminal screws grip conductors firmly. Spring contacts provide constant pressure.

① *Plug and connector body combination is NEMA 4X rated when clamping ring is fully tightened on connector body.*

Powertite™ Series Pin and Sleeve Plugs, Connectors and Receptacles

60 Amp. 600 Vac, 250 Vdc, 50-400 Hz

Pressure Wire Terminals – Wire Recess Diameter: .312". Wire Size Range: #6—#2 Building; #6—#4 Extra Flex.

NEC/CEC: Listed for Ordinary (Unclassified) Locations | NEMA 3, 4, 4X



Grounding Style	Wire/Pole	Receptacle with AEE Mounting Box ①	Receptacle with AJA Mounting Box ①	Hub Size (Inches)	Receptacle Only ③	Metallic Clamping Ring Plug ②	Nonmetallic Clamping Ring Plug ②④	Plug Cable Dia. (Inches)
Style 1 (Shell Only)	2W, 2P	**ADRE6022-100**	**ADJA6022-100**	1	**ADR6022**	**ACP6022BC**	—	.500 to 1.375
		ADRE6022-125	**ADJA6022-125**	1-1/4				
	3W, 3P	**ADRE6033-100**	**ADJA6033-100**	1	**ADR6033**	**ACP6033BC**	—	.500 to 1.375
		ADRE6033-125	**ADJA6033-125**	1-1/4				
	4W, 4P	**ADRE6044-125**	**ADJA6044-125**	1-1/4	**ADR6044**	**ACP6044BC**	—	.500 to 1.375
		ADRE6044-150	**ADJA6044-150**	1-1/2				
Style 2 (Shell and Extra Pole)	2W, 3P	**ADRE6023-100**	**ADJA6023-100**	1	**ADR6023**	**ACP6023BC**	—	.500 to 1.375
		ADRE6023-125	**ADJA6023-125**	1-1/4				
	3W, 4P	**ADRE6034-125**	**ADJA6034-125**	1-1/4	**ADR6034**	**ACP6034BC**	**NMACP6034BC**	.500 to 1.375
		ADRE6034-150	**ADJA6034-150**	1-1/2				

Receptacles are provided with spring door and screw cover.
For Reverse Service, add suffix -RS to Catalog Number.
For Special Polarization, add suffix -P4 to Catalog Number.

Horsepower Ratings at Full-Load Current

Below values are derived from NEC article 430 Table 430.250. The voltages listed are nominal motor voltages.

	Motor Horsepower		
Motor Phase	**240 Vac**	**480 Vac**	**600 Vac**
3-Phase	20HP	40HP	50HP

Horsepower Ratings for Emergency Disconnect Under Load

Plug may be withdrawn in an emergency if within these maximum HP ratings. Not for normal starting and stopping.

	Motor Horsepower			
Motor Phase	**120 Vac**	**240 Vac**	**480 Vac**	**600 Vac**
1-Phase	3HP	10HP	20HP	20HP
3-Phase	7-1/2HP	15HP	30HP	30HP

① *For additional mounting boxes, see Aluminum Mounting Boxes.*
② *Plug and receptacle combination is NEMA 4X rated when clamping ring is fully tightened on receptacle.*
③ *Receptacle is NEMA 4X rated when screw cover is fully engaged when the receptacle is not in use.*
④ *Reverse service and special polarization options are not available on nonmetallic plugs.*

Powertite™ Series Pin and Sleeve Plugs, Connectors and Receptacles

60 Amp. 600 Vac, 250 Vdc, 50-400 Hz

Pressure Wire Terminals – Wire Recess Diameter: .312". Wire Size Range: #6—#2 Building; #6—#4 Extra Flex.

NEC/CEC: Listed for Ordinary (Unclassified) Locations | NEMA 3, 4, 4X





Grounding Style	Wire/Pole	Connector Body Only	Metallic Clamping Ring Plug ①	Connector/Plug Cable Dia. (Inches)
Style 1 (Shell Only)	2W, 2P	**ARC6022BC**	**ACP6022BC**	.500 to 1.375
	3W, 3P	**ARC6033BC**	**ACP6033BC**	.500 to 1.375
	4W, 4P	**ARC6044BC**	**ACP6044BC**	.500 to 1.375
Style 2 (Shell and Extra Pole)	2W, 3P	**ARC6023BC**	**ACP6023BC**	.500 to 1.375
	3W, 4P	**ARC6034BC**	**ACP6034BC**	.500 to 1.375

For Reverse Service, add suffix -RS to Catalog Number.
For Special Polarization, add suffix -P4 to Catalog Number.

Pin and Sleeve Design



Energized contacts deeply recessed to reduce danger of accidental touching, minimize possibility of exposed arcs. Insulator quenches arcing, and is resistant to abnormal heat and to fire.

Plug mechanical cable clamps provide strain relief at conductor connections, allow easy cable replacement.

Pressure wire terminals allow cable to be readily replaced when necessary. Terminal screws grip conductors firmly. Spring contacts provide constant pressure.

① *Plug and connector body combination is NEMA 4X rated when clamping ring is fully tightened on connector body.*

Powertite™ Series Pin and Sleeve Plugs, Connectors and Receptacles

100 and 150 Amp. 600 Vac, 250 Vdc, 50-400 Hz

Pressure Wire Terminals – 100 Amp: Wire Recess Diameter: .391". Wire Size Range: #4—#1 Building; #4—#2 Extra Flex.
150 Amp: Wire Recess Diameter: .525". Wire Size Range: #2—2/0 Building; #2—#2/0 Extra Flex.

NEC/CEC: Listed for Ordinary (Unclassified) Locations | NEMA 3, 4, 4X





Grounding Style	Wire/Pole	Receptacle with AJA Mounting Box ①	Hub Size (Inches)	Receptacle Only ③	Clamping Ring Plug ②	Plug Cable Dia. (Inches)
100 Amp Style 1 (Shell Only)	2W, 2P	**ADJA1022-125**	1-1/4	**ADR1022**	**ACP1022CD**	.875 to 1.906
		ADJA1022-150	1-1/2			
	3W, 3P	**ADJA1033-125**	1-1/4	**ADR1033**	**ACP1033CD**	.875 to 1.906
		ADJA1033-150	1-1/2			
	4W, 4P	**ADJA1044-150**	1-1/2	**ADR1044**	**ACP1044CD**	.875 to 1.906
		ADJA1044-200	2			
100 Amp Style 2 (Shell and Extra Pole)	2W, 3P	**ADJA1023-125**	1-1/4	**ADR1023**	**ACP1023CD**	.875 to 1.906
		ADJA1023-150	1-1/2			
	3W, 4P	**ADJA1034-150**	1-1/2	**ADR1034**	**ACP1034CD**	.875 to 1.906
		ADJA1034-200	2			
150 Amp Style 2 (Shell and Extra Pole)	3W, 4P	**ADJA15034-150**	1-1/2	**ADR15034**	**ACP15034CD**	.875 to 1.906
		ADJA15034-200	2		**ACP15034DE**	1.250 to 2.187

Receptacles are provided with spring door and screw cover.
For Reverse Service, add suffix -RS to Catalog Number.
For Special Polarization for 100 Amp units, add suffix -P4 to Catalog Number. (Not available for 100 Amp - Style 1 - 4W, 4P; 100 Amp - Style 2 - 3W, 4P; and all 150 Amp units.)

Horsepower Ratings at Full-Load Current

Below values are derived from NEC article 430 Table 430.250. The voltages listed are nominal motor voltages.

		Motor Horsepower		
Amp	**Motor Phase**	**240 Vac**	**480 Vac**	**600 Vac**
100	3-Phase	30HP	75HP	100HP
150	3-Phase	50HP	100HP	150HP

Horsepower Ratings for Emergency Disconnect Under Load

Plug may be withdrawn in an emergency if within these maximum HP ratings. Not for normal starting and stopping.

		Motor Horsepower			
Amp	**Motor Phase**	**120 Vac**	**240 Vac**	**480 Vac**	**600 Vac**
100	1-Phase	7-1/2HP	15HP	30HP	30HP
	3-Phase	10HP	20HP	40HP	40HP
150	3-Phase	Do Not Disconnect Under Load			

① For additional mounting boxes, see Aluminum Mounting Boxes.
② Plug and receptacle combination is NEMA 4X rated when clamping ring is fully tightened on receptacle.
③ Receptacle is NEMA 4X rated when screw cover is fully engaged when the receptacle is not in use.

Powertite™ Series Pin and Sleeve Plugs, Connectors and Receptacles

100 and 150 Amp. 600 Vac, 250 Vdc, 50-400 Hz

Pressure Wire Terminals – 100 Amp: Wire Recess Diameter: .391". Wire Size Range: #4—#1 Building; #4—#2 Extra Flex.
150 Amp: Wire Recess Diameter: .525". Wire Size Range: #2—2/0 Building; #2—#2/0 Extra Flex.

NEC/CEC: Listed for Ordinary (Unclassified) Locations | NEMA 3, 4, 4X





Grounding Style	Wire/Pole	Connector Body Only	Clamping Ring Plug ①	Connector/Plug Cable Dia. (Inches)
100 Amp Style 1 (Shell Only)	2W, 2P	**ARC1022CD**	**ACP1022CD**	.875 to 1.906
	3W, 3P	**ARC1033CD**	**ACP1033CD**	.875 to 1.906
	4W, 4P	**ARC1044CD**	**ACP1044CD**	.875 to 1.906
100 Amp Style 2 (Shell and Extra Pole)	2W, 3P	**ARC1023CD**	**ACP1023CD**	.875 to 1.906
	3W, 4P	**ARC1034CD**	**ACP1034CD**	.875 to 1.906
150 Amp Style 2 (Shell and Extra Pole)	3W, 4P	**ARC15034CD**	**ACP15034CD**	.875 to 1.906
	3W, 4P	**ARC15034DE**	**ACP15034DE**	1.250 to 2.187

For Reverse Service, add suffix -RS to Catalog Number.
For Special Polarization for 100 Amp units, add suffix -P4 to Catalog Number. (Not available for 100 Amp - Style 1 - 4W, 4P; 100 Amp - Style 2 - 3W, 4P; and all 150 Amp units.)

Pin and Sleeve Design



Energized contacts deeply recessed to reduce danger of accidental touching, minimize possibility of exposed arcs. Insulator quenches arcing, and is resistant to abnormal heat and to fire.

Plug mechanical cable clamps provide strain relief at conductor connections, allow easy cable replacement.

Pressure wire terminals allow cable to be readily replaced when necessary. Terminal screws grip conductors firmly. Spring contacts provide constant pressure.

① *Plug and receptacle combination is NEMA 4X rated when clamping ring is fully tightened on receptacle.*
② *Powertite 150 Amp ARC connectors are not UL listed or CSA certified.*

Powertite™ Series Pin and Sleeve Plugs, Connectors and Receptacles

60 and 100 Amp Lock Collar for Plugs and Connectors

Applications

- Secures Plug and Connector connections to prevent intentional disconnection by unauthorized personnel.
- For use with 60 and 100 Amp Series Plugs and Connectors.
- Collar clamps around fully tightened Plug and Connector and secured via a padlock.

Standard Materials

- Shell: PA6 plastic
- Rubber inserts: NR rubber
- Padlock: Stainless steel



Illustrated Features



Open View



Closed View



Keyed Padlock Feature

Amp	For Use With 60 Amp Series Plug and Connector	For Use With 100 Amp Series Plug and Connector	Catalog Number
	ACP6022BC & ARC6022BC	ACP1022CD & ARC1022CD	
	ACP6033BC & ARC6033BC	ACP1033CD & ARC1033CD	
60 & 100	ACP6044BC & ARC6044BC	ACP1044CD & ARC1044CD	**PTLC60100**
	ACP6023BC & ARC6023BC	ACP1023CD & ARC1023CD	
	ACP6034BC & ARC6034BC	ACP1034CD & ARC1034CD	

Powertite™ Series Pin and Sleeve Plugs, Connectors and Receptacles

30, 60, and 100 Amp Caps for Plug

NEC/CEC: Listed for Ordinary (Unclassified) Locations | NEMA 3, 4, 4X

Applications

- Protects insulation and plug contacts from excessive moisture, dirt, dust, and corrosion when portable equipment is not in use.
- For use with 30 Amp 3-Pole and 4-Pole, 60 Amp 4-Pole and 100 Amp 4-Pole plugs.
- Cap is secured to plug by aviation cable. When in use the cap is held in place with standard plug clamping ring.

Standard Materials

- Cap: ABS plastic



Amp	For Use With	Catalog Number
30	ACP3023BC ACP3033BC ACP3034BC ACP3044BC	**ACPCAP3034**
60	ACP6034BC ACP6044BC	**ACPCAP6004**
100	ACP1034CD ACP1044CD	**ACPCAP1004**

Powertite™ Series Pin and Sleeve Plugs, Connectors and Receptacles

30, 60, 100, and 150 Amp Receptacle Aluminum Mounting Boxes

NEC/CEC: Listed for Ordinary (Unclassified) Locations | NEMA 3, 4, 4X

30 Amp






Hub Size (Inches)	AEE	AERH	AERC	AERA
1/2	**AEE13**	**AERH13**	**AERC13**	**AERA13**
3/4	**AEE23**	**AERH23**	**AERC23**	**AERA23**
1	**AEE33**	**AERH33**	**AERC33**	**AERA33**

60 and 100 Amp






Hub Size (Inches)	AEE	AERH	AERC	AERA
1	**AEE36**	**AERH36**	**AERC36**	**AERA36**
1-1/4	**AEE46**	**AERH46**	**AERC46**	**AERA46**
1-1/2	**AEE56**	**AERH56**	**AERC56**	**AERA56**

60, 100, and 150 Amp




Hub Size (Inches)	AJA Back Box and Adapter ①	Angle Adapter Only
1	**AJA310**	**AJA100**
1-1/4	**AJA410**	
1-1/2	**AJA510**	
2	**AJA610**	

Replacement Receptacle Mounting Gasket

Amp	Back Box Type	Part Number
30	AEE, AERH, AERC, AERA	69060871000
60, 100	AEE, AERH, AERC, AERA	69060567000
60, 100, 150	AJA	69009497000

① Feed-Thru box furnished with one close-up plug in bottom recessed hub.

Powertite™ Series Pin and Sleeve Plugs, Connectors and Receptacles

30, 60, 100, and 150 Amp Replacement Interiors
600 Vac, 250 Vdc, 50-400 Hz

NEC/CEC: Listed for Ordinary (Unclassified) Locations | NEMA 3, 4, 4X

30 Amp ①






Grounding Style	Wire/Pole	Receptacle	Plug	Receptacle	Plug
Style 1 (Shell Only)	2W, 2P	**ARI-3022**	**API-3022**	—	—
	3W, 3P	**ARI-3033**	**API-3033**	—	—
	4W, 4P	**ARI-3044**	**API-3044**	—	—
Style 2 (Shell and Extra Pole)	2W, 3P	—	—	**ARI-3023**	**API-3023**
	3W, 4P	—	—	**ARI-3034**	**API-3034**

60 Amp ①






Grounding Style	Wire/Pole	Receptacle	Plug	Receptacle	Plug
Style 1 (Shell Only)	2W, 2P	**ARI-6022**	**API-6022**	—	—
	3W, 3P	**ARI-6033**	**API-6033**	—	—
	4W, 4P	**ARI-6044**	**API-6044**	—	—
Style 2 (Shell and Extra Pole)	2W, 3P	—	—	**ARI-6023**	**API-6023**
	3W, 4P	—	—	**ARI-6034**	**API-6034**

100 and 150 Amp ①






Grounding Style	Wire/Pole	Receptacle	Plug	Receptacle	Plug
Style 1 (Shell Only)	2W, 2P	**ARI-1022**	**API-1022**	—	—
	3W, 3P	**ARI-1033**	**API-1033**	—	—
	4W, 4P	**ARI-1044**	**API-1044**	—	—
Style 2 (Shell and Extra Pole)	2W, 3P	—	—	**ARI-1023**	**API-1023**
	3W, 4P	—	—	**ARI-1034**	**API-1034**
150 Amp Style 2 (Shell and Extra Pole)	3W, 4P	—	—	**ARI-15034**	**API-15034**

① *Pins and sleeves are not sold separately.*

Powertite™ Series Pin and Sleeve Plugs, Connectors and Receptacles

30, 60, 100, and 150 Amp Replacement Parts
600 Vac, 250 Vdc, 50-400 Hz

NEC/CEC: Listed for Ordinary (Unclassified) Locations | NEMA 3, 4, 4X

	Description	Catalog Number
ACP Plug Clamping Ring — Includes Gasket		
	30 Amp — 2-, 3- and 4-Pole	**CLMPR30**
	30 Amp — 3-Wire, 4-Pole	**30CRING** ①
	60 Amp — 2- and 3-Pole	**CLMPR23P60**
	60 Amp — 4-Pole	**CLMPR4P60**
	100 Amp — 2- and 3-Pole	**CLMPR23P100**
	100 and 150 Amp — 4-Pole	**CLMPR4P100**
Receptacle Spring Cover — Includes Gasket		
	30 Amp — 2-, 3- and 4-Pole	**PTSC30**
	60 Amp — 2- and 3-Pole	**PTSC60A**
	60 Amp — 4-Pole	**PTSC60B**
	100 Amp — 2- and 3-Pole	**PTSC100A**
	100 and 150 Amp — 4-Pole	**PTSC100B**
Receptacle Threaded Cover — Includes Gasket and Chain		
	30 Amp — 2, 3, and 4-Pole	**PTTC30**
	30 Amp — 3 Wire, 4-Pole	**30SCAP** ①
	60 Amp — 2- and 3-Pole	**PTTC60A**
	60 Amp — 4-Pole	**PTTC60B**
	100 Amp — 2- and 3-Pole	**PTTC100A**
	100 and 150 Amp — 4-Pole	**PTTC100B**
Bushing Bags and Crown Bushings for Plugs and Cable Connectors		
	30 Amp	**PTGB30**
	60 Amp	**PTGB60**
	100 Amp and 150 Amp (CD)	**PTGBCD**
	150 Amp (DE)	**PTGBDE**
Universal Plug Bushing		
	30 and 60 Amp Cable Range 0.300" – 9.00" Package of 10	**PTGBUBC**
Receptacle Ground Lug Kit		
	30 Amp Receptacle Ground Lug Kit. Wire Well ID 0.272"	**PTRGL30**
	60 Amp Receptacle Ground Lug Kit. Wire Well ID 0.312"	**PTRGL60**
	100 Amp Receptacle Ground Lug Kit. Wire Well ID 0.389" ②	**PTRGL100**

① For use with 30 Amp Powertite™ plugs and WSR/WSRD/JBR/EBR/DBR receptacles.
② Ground lug is cast into the housing after 09/2008.

EMERSON.

APPLETON

Powertite™ Series Pin and Sleeve Plugs, Connectors and Receptacles

30, 60, 100, and 150 Amp Mounted Receptacle
600 Vac, 250 Vdc, 50-400 Hz

NEC/CEC: Listed for Ordinary (Unclassified) Locations | NEMA 3, 4, 4X

Dimensions in Millimeters (Inches)

Receptacle Mounted on AEE Box

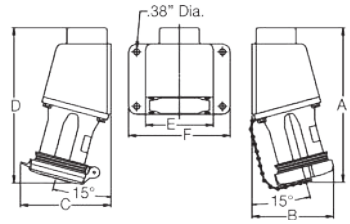

Amp	A	B	C	D	E	F
30	174.7 (6.88)	89.6 (3.45)	100.3 (3.95)	181.1 (7.13)	107.9 (4.25)	127.0 (5.00)
60	247.6 (9.75)	120.1 (4.73)	126.4 (4.98)	254.0 (10.00)	136.6 (5.38)	162.0 (6.38)

Receptacle Mounted on AJA Box

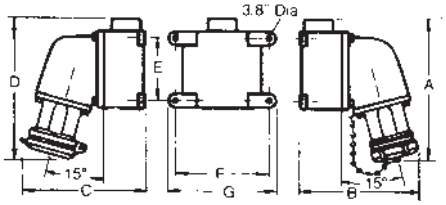

Amp	A	B	C	D	E	F	G
60	244.6 (9.63)	203.2 (8.00)	223.7 (8.81)	271.5 (10.69)	123.9 (4.88)	174.7 (6.88)	200.15 (7.88)
100 and 150	290.5 (11.44)	228.6 (9.00)	233.4 (9.19)	300.2 (11.82)	123.9 (4.88)	174.7 (6.88)	200.15 (7.88)

ADR Receptacle

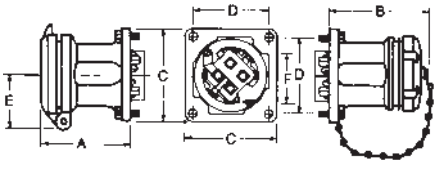

Amp	No. Poles	A	B	C	D	E	F
30	2,3,4	71.1 (2.80)	81.0 (3.19)	85.8 (3.38)	69.0 (2.72)	52.3 (2.06)	69.8 (2.75)
60	2,3	123.9 (4.88)	117.6 (4.63)	107.9 (4.25)	88.9 (3.50)	58.6 (2.31)	78.7 (3.10)
60	4	123.9 (4.88)	117.6 (4.63)	107.9 (4.25)	88.9 (3.50)	61.9 (2.44)	85.0 (3.35)
100	2,3	129.5 (5.10)	139.7 (5.50)	107.9 (4.25)	88.9 (3.50)	61.9 (2.44)	86.3 (3.40)
100 and 150	4	129.5 (5.10)	139.7 (5.50)	107.9 (4.25)	88.9 (3.50)	65.0 (2.56)	91.4 (3.60)

Powertite™ Series Pin and Sleeve Plugs, Connectors and Receptacles

30, 60, 100, and 150 Amp Connector and Plug
600 Vac, 250 Vdc, 50-400 Hz

NEC/CEC: Listed for Ordinary (Unclassified) Locations | NEMA 3, 4, 4X

Dimensions in Millimeters (Inches)

ARC Cable Connector

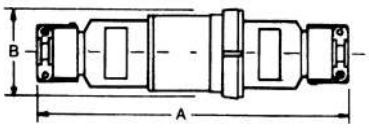

Amp	A	B
30	266.7 (10.50)	79.5 (3.13)
60	336.5 (13.25)	96.7 (3.81)
100	406.4 (16.00)	107.9 (4.25)
150	406.4 (16.00)	107.9 (4.25)

ACP Plug

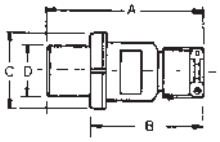

Amp	No. Poles	A	B	C	D
30	2,3,4	152.4 (6.00)	120.6 (4.75)	79.5 (3.13)	47.2 (1.86)
60	2,3	198.3 (7.81)	125.4 (4.94)	88.9 (3.50)	56.6 (2.23)
60	4	198.3 (7.81)	125.4 (4.94)	96.7 (3.81)	64.7 (2.55)
100	2,3	266.7 (10.50)	168.4 (6.63)	101.6 (4.00)	62.7 (2.47)
100	4	266.7 (10.50)	168.4 (6.63)	107.9 (4.25)	69.0 (2.72)
150 (CD)	4	266.7 (10.50)	168.4 (6.63)	107.9 (4.25)	69.0 (2.72)
150 (DE)	4	340.3 (13.40)	247.1 (9.73)	107.9 (4.25)	69.0 (2.72)

NMACP Plug

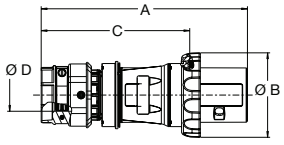

Amp	No. Poles	A	B	C	D Min — Max
30	4	187.0 (7.36)	63.0 (2.48)	145.0 (5.71)	11.0 - 24.5 (0.43 - 0.97)
60	4	245.0 (9.65)	100.0 (3.94)	174.0 (6.85)	14.5 - 36.0 (0.57 - 1.42)

Powertite™ Series Pin and Sleeve Plugs, Connectors and Receptacles

30, 60, 100, and 150 Amp Mounting Box
600 Vac, 250 Vdc, 50-400 Hz

NEC/CEC: Listed for Ordinary (Unclassified) Locations | NEMA 3, 4, 4X

Dimensions in Millimeters (Inches)

AJA Mounting Boxes

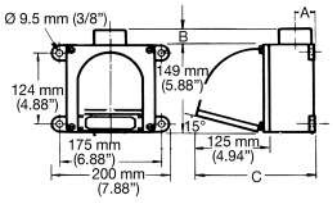

Amp	Hub Size (Inches)	A	B ①	C
60, 100 and 150	1	28.7 (1.13)	14.2 (0.56)	203.2 (8.0)
	1-1/4	28.7 (1.13)	14.2 (0.56)	203.2 (8.0)
	1-1/2	38.1 (1.50)	14.2 (0.56)	203.2 (8.0)
	2	38.1 (1.50)	14.2 (0.56)	203.2 (8.0)

AJA100 Angle Adapter

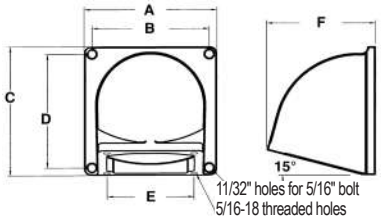

	Dimensions in Millimeters (Inches)					
	A	B	C	D	E	F
	149.0 (5.87)	131.5 (5.18)	149.0 (5.87)	131.5 (5.18)	88.9 (3.50)	122.1 (4.81)

① AJA has two hubs. Close-up plug furnished in bottom recessed hub.

Powertite™ Series Pin and Sleeve Plugs, Connectors and Receptacles

30, 60, 100, and 150 Amp Mounting Box
600 Vac, 250 Vdc, 50-400 Hz

NEC/CEC: Listed for Ordinary (Unclassified) Locations | NEMA 3, 4, 4X

Dimensions in Millimeters (Inches)

AERA ①, AERC ② and AERH Mounting Boxes

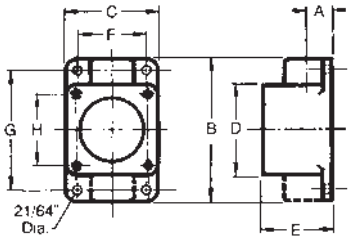

Amp	Hub Size (Inches)	A ①	B ②	C	D	E	F	G	H	J
30	1/2	17.5 (0.69)	134.8 (5.31)	85.8 (3.38)	85.8 (3.38)	63.5 (2.50)	66.8 (2.63)	115.8 (4.56)	69.0 (2.72)	23.8 (0.94)
30	3/4	19.0 (0.75)	134.8 (5.31)	85.8 (3.38)	85.8 (3.38)	63.5 (2.50)	66.8 (2.63)	115.8 (4.56)	69.0 (2.72)	23.8 (0.94)
30	1	20.5 (0.81)	134.8 (5.31)	85.8 (3.38)	85.8 (3.38)	63.5 (2.50)	66.8 (2.63)	115.8 (4.56)	69.0 (2.72)	23.8 (0.94)
60	1	20.5 (0.81)	165.1 (6.50)	107.9 (4.25)	107.9 (4.25)	79.5 (3.13)	88.9 (3.50)	149.3 (5.88)	88.9 (3.50)	35.0 (1.38)
60	1-1/4	23.8 (0.94)	165.1 (6.50)	107.9 (4.25)	107.9 (4.25)	79.5 (3.13)	88.9 (3.50)	149.3 (5.88)	88.9 (3.50)	35.0 (1.38)
60	1-1/2	25.4 (1.00)	165.1 (6.50)	107.9 (4.25)	107.9 (4.25)	79.5 (3.13)	88.9 (3.50)	149.3 (5.88)	88.9 (3.50)	35.0 (1.38)

AEE Mounting Box

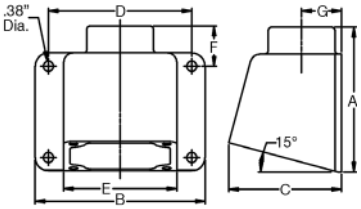

Amp	Hub Size (Inches)	A	B	C	D	E	F	G
30	1/2, 3/4, 1	104.6 (4.12)	127.0 (5.00)	84.5 (3.33)	107.9 (4.25)	85.8 (3.38)	29.9 (1.18)	27.9 (1.10)
60	1, 1-1/4, 1-1/2	137.4 (5.41)	162.0 (6.38)	107.4 (4.23)	136.6 (5.38)	107.9 (4.25)	38.1 (1.50)	38.1 (1.50)

① Dimension "A" for AERA only.
② Dimension "B" for AERC only.

EMERSON.
Visit our website at **www.appleton.emerson.com**.
Contact us at **(800) 621-1506** or **+33 3 22 54 13 90**. | © June 2026
APPLETON

Powertite™ Series Pin and Sleeve Plugs, Connectors and Receptacles

200 Amp. 600 Vac, 250 Vdc, 50-400 Hz

Spring Door Cover. Wire Recess Diameter: .687". Wire Size Range: 250 MCM-#1/0. Pressure Wire Terminals ①.

NEC/CEC: Listed for Ordinary (Unclassified) Locations | NEMA 3, 4, 4X







Grounding Style	Wire/Pole	Receptacle with AJA Mounting Box ②	Hub Size (Inches)	Receptacle Only ③	Plug Only	Cable Dia. (Inches)
Style 1 (Shell Only)	3W, 3P	**ADJA20033-150**	1-1/2	**ADR20033**	**AP20033E**	.875 to 2.500
		ADJA20033-200	2			
		ADJA20033-250	2-1/2			
	4W, 4P	**ADJA20044-200**	2	**ADR20044**	**AP20044E**	.875 to 2.500
		ADJA20044-250	2-1/2			
Style 2 (Shell and Extra Pole)	2W, 3P	**ADJA20023-150**	1-1/2	**ADR20023**	**AP20023E**	.875 to 2.500
		ADJA20023-200	2			
		ADJA20023-250	2-1/2			
	3W, 4P	**ADJA20034-150**	1-1/2	**ADR20034**	**AP20034E**	.875 to 2.500
		ADJA20034-200	2			
		ADJA20034-250	2-1/2			

For Reverse Service add suffix -RS to Catalog Number.
For Special Polarization, add suffix -P4 to Catalog Number.

Maximum Conductor Size

Wire Recess Dia. (Inches)	Conductor Size	Max. Strand	Type Conductor
0.687	250 MCM	37	General Wire
	4/0	19	General Wire
	4/0	516	Flexible Cable
	3/0	427	Extra Flexible Cable
	2/0	259	Flexible Cable
	1/0	259	Flexible Cable

Horsepower Ratings at Full-Load Current

Below values are derived from NEC article 430 Table 430.250. The voltages listed are nominal motor voltages.

	Motor Horsepower		
Motor Phase	240 Vac	480 Vac	600 Vac
3-Phase	75HP	150HP	200HP

Horsepower Ratings for Emergency Disconnect Under Load

Plug may be withdrawn in an emergency if within these maximum HP ratings. Not for normal starting and stopping.

	Motor Horsepower			
Motor Phase	120 Vac	240 Vac	480 Vac	600 Vac
1-Phase	15HP	30HP	40HP	40HP
3-Phase	20HP	40HP	50HP	50HP

① Adapters for #4-#1 wire available, see Powertite™ 200 and 400 Amp Replacement Parts.
② For additional mounting boxes, see Aluminum Mounting Boxes.
③ Receptacle meets NEMA 3, 4, 4X with plug fully inserted and wing nuts fully tightened or spring door installed with wing nuts fully tightened.

Powertite™ Series Pin and Sleeve Plugs, Connectors and Receptacles

200 Amp. 600 Vac, 250 Vdc, 50-400 Hz

Clamp Cover. Wire Recess Diameter: .687". Wire Size Range: 250 MCM-#1/0. Pressure Wire Terminals ①.

NEC/CEC: Listed for Ordinary (Unclassified) Locations | NEMA 3, 4, 4X









Grounding Style	Wire/Pole	Receptacle with AJA Mounting Box ②	Hub Size (Inches)	Receptacle Only ③	Connector Body Only ④	Plug Only ④	Cable Dia. (Inches)
Style 1 (Shell Only)	3W, 3P	**AJA20033-150**	1-1/2	**AR20033**	**ARC20033E**	**AP20033E**	.875 to 2.500
		AJA20033-200	2				
		AJA20033-250	2-1/2				
	4W, 4P	**AJA20044-200**	2	**AR20044**	**ARC20044E**	**AP20044E**	.875 to 2.500
		AJA20044-250	2-1/2				
Style 2 (Shell and Extra Pole)	2W, 3P	**AJA20023-150**	1-1/2	**AR20023**	**ARC20023E**	**AP20023E**	.875 to 2.500
		AJA20023-200	2				
		AJA20023-250	2-1/2				
	3W, 4P	**AJA20034-150**	1-1/2	**AR20034**	**ARC20034E**	**AP20034E**	.875 to 2.500
		AJA20034-200	2				
		AJA20034-250	2-1/2				

For Reverse Service add suffix -RS to Catalog Number.
For Special Polarization, add suffix -P4 to Catalog Number.

Pin and Sleeve Design



① Note: Adapters for #4-#1 wire available, see Powertite™ 200 and 400 Amp Replacement Parts.
② For additional mounting boxes, see Aluminum Mounting Boxes.
③ Receptacle meets NEMA 3, 4, 4X with plug fully inserted and wing nuts fully tightened or clamp cover installed with wing nuts fully tightened.
④ Plug and connector body combination is NEMA 4X rated when wing nuts are fully tightened on connector body.

Powertite™ Series Pin and Sleeve Plugs, Connectors and Receptacles

400 Amp. 600 Vac, 250 Vdc, 50-400 Hz. Weatherproof

Clamp Cover. Wire Recess Diameter: .84" or 1.25". Wire Size Range: 400MCM—1000MCM. Solder Wire Terminals.

NEC/CEC: Listed for Ordinary (Unclassified) Locations | NEMA 3, 4, 4X







Wire Recess Dia. (Inches)	Grounding Style	Wire/Pole	Receptacle with AJA Mounting Box ②	Hub Size (Inches) ③	Receptacle Only ②	Plug Only	Cable Dia. (Inches)
0.84	Style 1 (Shell Only)	3W, 3P	**AJA40033-400**	4	**AR40033**	**AP40033E**	1.875 to 2.500
		4W, 4P	**AJA40044-400**		**AR40044**	**AP40044E**	1.875 to 2.500
		4W, 4P	**AJA40044-400N4**		**AR40044N4**	**AP40044E**	1.875 to 2.500
	Style 2 (Shell and Extra Pole)	2W, 3P	**AJA40023-400**	4	**AR40023**	**AP40023E**	1.875 to 2.500
		3W, 4P	**AJA40034-400**		**AR40034**	**AP40034E**	1.875 to 2.500
		3W, 4P	**AJA40034-400N4**		**AR40034N4**	**AP40034E**	1.875 to 2.500
1.25	Style 1 (Shell Only)	3W, 3P	**AJA40133-400**	4	**AR40133**	**AP40133F**	2.500 to 3.000
						AP40133G	3.000 to 3.500
		4W, 4P	**AJA40144-400**	4	**AR40144**	**AP40144F**	2.500 to 3.000
						AP40144G	3.000 to 3.500
		4W, 4P	**AJA40144-400N4**	4	**AR40144N4**	**AP40144G**	3.000 to 3.500
	Style 2 (Shell and Extra Pole)	2W, 3P	**AJA40123-400**	4	**AR40123**	**AP40123F**	2.500 to 3.000
						AP40123G	3.000 to 3.500
		3W, 4P	**AJA40134-400**	4	**AR40134**	**AP40134F**	2.500 to 3.000
						AP40134G	3.000 to 3.500
		3W, 4P	**AJA40134-400N4**	4	**AR40134N4**	**AP40134G**	3.000 to 3.500

Solder wire terminals standard on all models.
For Reverse Service add suffix -RS to Catalog Number.
For Special Polarization add suffix -P4 to Catalog Number.
Note: Box can be turned for vertical or horizontal mounting.

Maximum Conductor Size

400 Amp not horsepower rated. Plug is for disconnecting use only — not for current rupturing.

Solder Recess Dia. (Inches)	Conductor Size	Max. Strand	Type Conductor
0.84	500 MCM	37	General Wire
	400 MCM	259	Flexible Cable
	400 MCM	427	Extra Flexible Cable
1.25	1000 MCM	61	General Wire
	900 MCM	427	Flexible Cable
	800 MCM	703	Extra Flexible Cable

① *Pressure terminal kits available for .84 wire recess size only to convert solder terminal to pressure terminal. See Replacement Parts page.*
② *400 Amp versions with the -N4 suffix are NEMA 4 rated.*
③ *Has feed-thru 4" tapped openings. Supplied with one 4" to 3" reducer and one 4" close-up plug.*

Powertite™ Series Pin and Sleeve Plugs, Connectors and Receptacles

400 Amp. 600 Vac, 250 Vdc, 50-400 Hz. Weatherproof

Wire Recess Diameter: .84" or 1.25". Wire Size Range: 400MCM—1000MCM. Solder Wire Terminals.

NEC/CEC: Listed for Ordinary (Unclassified) Locations | NEMA 4 —Optional





Wire Recess Dia. (Inches)	Grounding Style	Wire/Pole	Connector Body Only	Plug Only	Cable Dia. (Inches)
0.84 ②	Style 1 (Shell Only)	3W, 3P	**ARC40033E**	**AP40033E**	1.875 to 2.500
		4W, 4P	**ARC40044E**	**AP40044E**	1.875 to 2.500
	Style 2 (Shell and Extra Pole)	2W, 3P	**ARC40023E**	**AP40023E**	1.875 to 2.500
		3W, 4P	**ARC40034E**	**AP40034E**	1.875 to 2.500
1.25	Style 1 (Shell Only)	3W, 3P	**ARC40133F**	**AP40133F**	2.500 to 3.000
			ARC40133G	**AP40133G**	3.000 to 3.500
		4W, 4P	**ARC40144F**	**AP40144F**	2.500 to 3.000
			ARC40144G	**AP40144G**	3.000 to 3.500
	Style 2 (Shell and Extra Pole)	2W, 3P	**ARC40123F**	**AP40123F**	2.500 to 3.000
			ARC40123G	**AP40123G**	3.000 to 3.500
		3W, 4P	**ARC40134F**	**AP40134F**	2.500 to 3.000
			ARC40134G	**AP40134G**	3.000 to 3.500

Solder wire terminals standard on all models.
For Reverse Service add suffix -RS to Catalog Number.
For Special Polarization add suffix -P4 to Catalog Number.

Pin and Sleeve Design

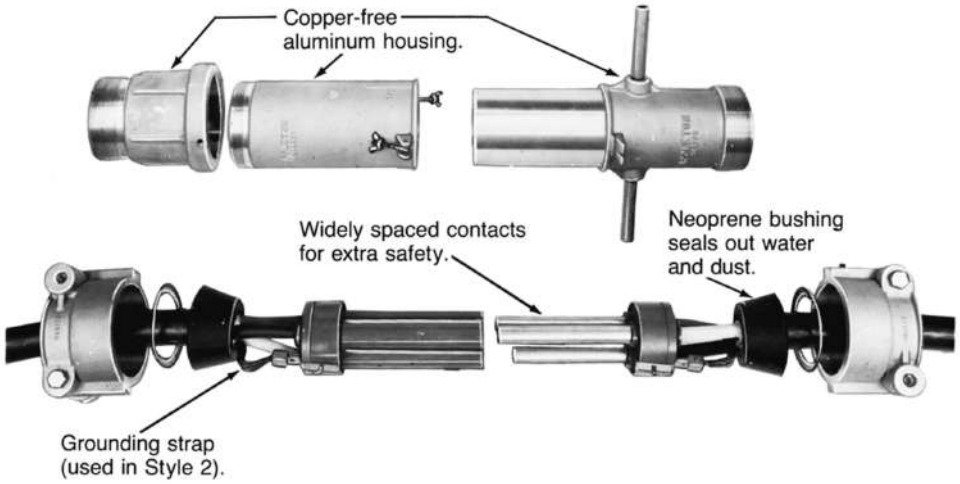

Energized contacts deeply recessed to reduce danger of accidental touching, minimize possibility of exposed arcs. Insulator quenches arcing, and is resistant to abnormal heat and to fire.

Plug mechanical cable clamps provide strain relief at conductor connections, allow easy cable replacement.

② Pressure terminal kits available for .84 wire recess size only to convert solder terminal to pressure terminal. See Replacement Parts page.

Powertite™ Series Pin and Sleeve Plugs, Connectors and Receptacles

200 and 400 Amp Mounting Boxes and Replacement Interiors

600 Vac, 250 Vdc, 50-400 Hz.

200 Amp | NEC/CEC: Listed for Ordinary (Unclassified) Locations | NEMA 3, 4, 4X
400 Amp | NEC/CEC: Listed for Ordinary (Unclassified) Locations | NEMA 4 —Optional

200 Amp Mounting Boxes and Angle Adapter





Hub Size (Inches)	AJB	AJA	AJA200 (Angle Adapter Only)
1-1/2 NPT	—	**AJA520**	**AJA200**
2 NPT	**AJB620**	**AJA620**	**AJA200**
2-1/2 NPT	—	**AJA720**	**AJA200**
2-3/8 (Slip Hole)	**AJB238**	—	—

400 Amp Mounting Box and Angle Adapter




Hub Size (Inches)	AJAC ①	AJA400 (Angle Adapter Only)
4	AJAC400	AJA400

200 Amp Interiors ②③






Grounding Style	Wire/Pole	Receptacle	Plug	Receptacle	Plug
Style 1 (Shell Only)	3W, 3P	**ARI20033-B**	**API20033-B**	—	—
	4W, 4P	**ARI20044-B**	**API20044-B**	—	—
Style 2 (Shell and Extra Pole)	2W, 3P	—	—	**ARI20023-B**	**API20023-B**
	3W, 4P	—	—	**ARI20034-B**	**API20034-B**

400 Amp Interiors ③






Wire Recess Dia. (Inches)	Grounding Style	Wire/Pole	Receptacle	Plug	Receptacle	Plug
.84	Style 1 (Shell Only)	3W, 3P	**ARI40033**	**API40033**	—	—
		4W, 4P	**ARI40044**	**API40044**	—	—
	Style 2 (Shell and Extra Pole)	2W, 3P	—	—	**ARI40023**	**API40023**
		3W, 4P	—	—	**ARI40034**	**API40034**
1.25	Style 1 (Shell Only)	3W, 3P	**ARI40133**	**API40133**	—	—
		4W, 4P	**ARI40144**	**API40144**	—	—
	Style 2 (Shell and Extra Pole)	2W, 3P	—	—	**ARI40123**	**API40123**
		3W, 4P	—	—	**ARI40134**	**API40134**

① Has feed-thru 4" tapped openings. Supplied with one 4" to 3" reducer and one 4" close-up plug.
② 200 Amp replacement interiors ending with -B correspond to Model B version and those without -B correspond to original version. Model B Interiors ARE NOT backwards compatible with original version.
③ Pins and sleeves are not sold separately.

Powertite™ Series Pin and Sleeve Plugs, Connectors and Receptacles

200 and 400 Amp Replacement Parts
600 Vac, 250 Vdc, 50-400 Hz.

200 Amp | NEC/CEC: Listed for Ordinary (Unclassified) Locations | NEMA 3, 4, 4X
400 Amp | NEC/CEC: Listed for Ordinary (Unclassified) Locations | NEMA 4 —Optional

	Description	Catalog Number
Receptacle Covers		
	**Spring Cover — Includes Gasket**	
	200 Amp — 2- and 3-Pole	**PTLC200A**
	200 Amp — 4-Pole	**PTLC200B**
	**Clamping Cover — Includes Gasket and Chain**	
	200 Amp — 2- and 3-Pole	**PTBC200A**
	200 Amp — 4-Pole	**PTBC200B**
	400 Amp — 2- and 3-Pole	**PTBC400A**
	400 Amp — 4-Pole	**PTBC400B**
Bushing Bags for Plugs and Cable Connectors		
	200 Amp - Suffix E	**PTGB200E**
	400 Amp - Suffix E	**PTGB400E**
	400 Amp - Suffix F	**PTGB400F**
	400 Amp - Suffix G	**PTGB400G**
Receptacle Lockout Device		
	Lockout, 200 Amp 3- and 4-Pole Models	**PTLOCK2004**
	Lockout, 400 Amp 4-Pole Models	**PTLOCK4004**
Optional Accessory for Wire Size #1 to #4 *Check National Electrical Code for proper wire size and application.*		
	200 Amp, 3-Pole Wire Adapter Kit	**PTK200WA3**
	200 Amp, 4-Pole Wire Adapter Kit	**PTK200WA4**
400 Amp Pressure Terminal Kits		
	**Use with 400-500 MCM Wire** ① *0.84" I.D. Wire Recess*	
	3 Adapters	**PTK84-3P**
	4 Adapters	**PTK84-4P**
	**Use With 750 MCM General Wire or 500-777 MCM Flexible Wire** *1.18" I.D. Wire Recess*	
	3 Adapters	**PTK750-3P**
	4 Adapters	**PTK750-4P**

① *PTK84 pressure terminal kits for use with 400-500 MCM wire are NOT UL listed.*

Powertite™ Series Pin and Sleeve Plugs, Connectors and Receptacles

200 and 400 Amp Replacement Parts

600 Vac, 250 Vdc, 50-400 Hz.

200 Amp | NEC/CEC: Listed for Ordinary (Unclassified) Locations | NEMA 3, 4, 4X
400 Amp | NEC/CEC: Listed for Ordinary (Unclassified) Locations | NEMA 4 —Optional

	Description	Catalog Number
NEMA 4X Plug Dust Cap		
	Double sided plug dust cap for 3- and 4-Pole Models to keep plugs free of ♠debris, moisture, and corrosion when not in use.	**ACPCAP200**
Plug Lockout Lanyard (Lockout Hasp Not Included)		
	Adjustable lanyard with a lockout plate for padlocking devices. Used in conjunction with lockout slot on the plug sleeve provides an easy access lockout/tagout point to comply with OSHA 1910.147 standard.	**PLGL0CK200**

Powertite™ Series Pin and Sleeve Plugs, Connectors and Receptacles

200 Amp. 600 Vac, 250 Vdc, 50-400 Hz

NEC/CEC: Listed for Ordinary (Unclassified) Locations | NEMA 3, 4, 4X

Dimensions in Millimeters (Inches)

Receptacle Mounted on AJA and AJAC Boxes

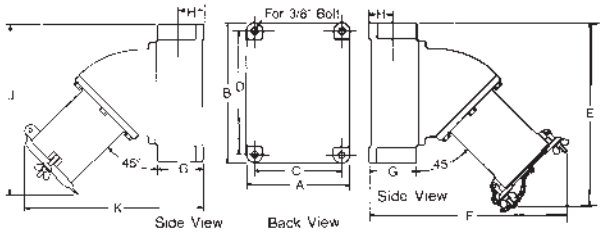

A	B	C	D	E	F	G	H	J	K
203.2 (8.00)	273.0 (10.75)	171.4 (6.75)	241.3 (9.50)	355.6 (14.00)	387.3 (15.25)	95.2 (3.75)	47.7 (1.88)	342.9 (13.50)	361.9 (14.25)

Receptacle

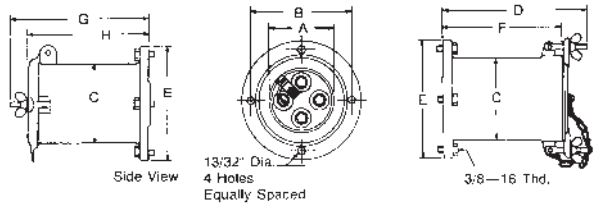

No. Poles	A	B	C	D	E	F	G	H
3	82.5 (3.25)	143.0 (5.63)	10.46 (4.19)	203.2 (8.00)	168.4 (6.63)	166.6 (6.56)	170.1 (6.70)	179.0 (7.05)
4	92.2 (3.63)	143.0 (5.63)	115.8 (4.56)	203.2 (8.00)	168.4 (6.63)	166.6 (6.56)	170.1 (6.70)	179.0 (7.05)

AJA200 Angle Adapter

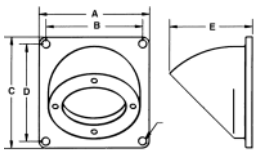

A	B	C	D	E
203.2 (8.0)	177.8 (7.0)	203.2 (8.0)	177.8 (7.0)	152.4 (6.0)

Connector Body

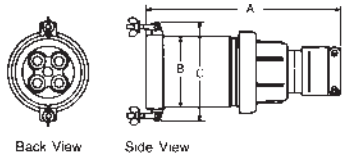

Plug

No. Poles	A	B	C
3	330.2 (13.00)	106.4 (4.19)	136.6 (5.38)
4	330.2 (13.00)	115.8 (4.56)	146.0 (5.75)

Plug

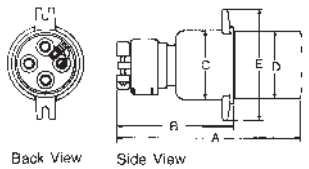

No. Poles	A	B	C	D	E
3	327.7 (12.9)	223.5 (8.8)	96.5 (3.8)	96.5 (3.8)	162.6 (6.4)
4	327.7 (12.9)	223.5 (8.8)	106.7 (4.2)	104.1 (4.1)	172.7 (6.8)

Powertite™ Series Pin and Sleeve Plugs, Connectors and Receptacles

400 Amp. 600 Vac, 250 Vdc, 50-400 Hz.

NEC/CEC: Listed for Ordinary (Unclassified) Locations | NEMA 4 —Optional

Dimensions in Millimeters (Inches)

Receptacle Mounted on AJAC Box

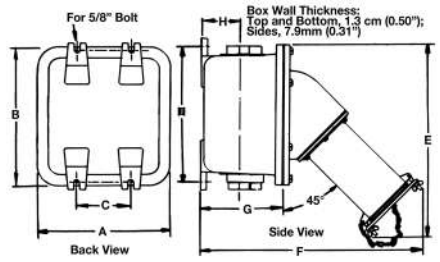

Hub Size ①	A	B	C	D	E	F
4.00/10.16	403.3 (15.88)	403.3 (15.88)	165.1 (6.50)	384.3 (15.13)	558.8 (22.00)	615.9 (24.25)

Receptacle

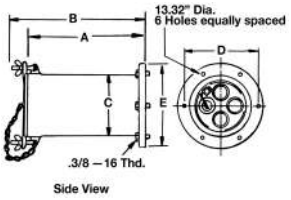

No. Poles	A	B	C	D	E	F
3	285.7 (11.25)	311.1 (12.25)	130.3 (5.13)	171.4 (6.75)	196.8 (7.75)	106.4 (4.19)
4	285.7 (11.25)	311.1 (12.25)	143.0 (5.63)	171.4 (6.75)	196.8 (7.75)	119.1 (4.69)

Plug

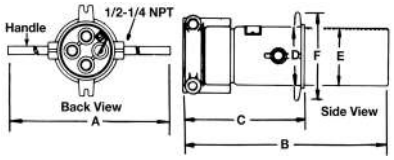

No. Poles	A	B	C	D	E	F
3	381.0 (15.00)	482.6 (19.00)	285.7 (11.25)	119.3 (4.70)	118.3 (4.66)	190.5 (7.50)
4	393.7 (15.50)	482.6 (19.00)	285.7 (11.25)	131.8 (5.19)	131.0 (5.16)	203.2 (8.00)

Connector Body

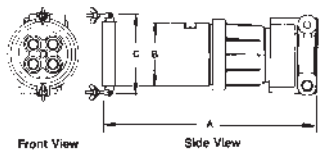

No. Poles	B	C
3	130.3 (5.13)	184.1 (7.25)
4	143.0 (5.63)	196.8 (7.75)

① AJAC box has feed-thru 101.6 mm (4") openings. Supplied with one 101.6 mm (4") to 76.2 mm (3") reducer, and one 101.6 mm (4") close-up plug.