Appleton®

DICOM INGENIEROS S.R.L.

Materiales eléctricos
Industriales

GUÍA DE
FICHAS TÉCNICAS

PRODUCTOS ELECTRICOS



MINERIA · ENERGIA · CONSTRUCCIÓN · HIDROCARBUROS · INDUSTRIA · TELECOMUNICACIONES · INFRAESTRUCTURA Y TRANSPORTE

Escanea el QR
Visita nuestro **Catálogo**

Siguenos en **nuestras redes**

+51 991 872 290

Installation Features of ST™, STB, STN and STL Connectors and Hubs

For Liquidtight Flexible Metal Conduit

NEC/CEC — Listed for Ordinary Locations
NEC — Suitable for use in the following Hazardous Locations:
Class I, Division 2 per NEC 501.10(B)(4)
Class I, Zone 2 per NEC 505.15(C)(2)
Class II, Division 1 per NEC 502.10(A)(2)(2)

NEC — Suitable for use in the following Hazardous Locations:
Class II, Division 2 per NEC 502.10(B)(2)
Class III, Division 1 per NEC 503.10(A)(3)(2)
Class III, Division 2 per NEC 503.10(B)
Intrinsically Safe per NEC 504.20

Using hacksaw, cut liquidtight flexible conduit making certain that the jacket and conduit are flush. (A) Place compression nut over conduit. (B) Screw ferrule onto the spiralled steel inner wall of the conduit. The firm grip of the ferrule threading against the inner conduit wall provides a continuous, permanent, positive metal-to-metal ground. There are no sharp edges to cause injury to wire during or after installation. (C) Place the liquidtight flexible conduit with the ferrule into connector body. (D) Tighten compression nut as far as it will go. This will assure correct collaring of the conduit—the end of the metal edge of the ferrule will curve out slightly. (E) This prevents damage to the conduit jacket itself at the time of installation, and also insures against future damage from frequent flexing, jarring or vibration.

A



B

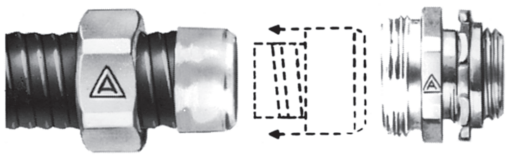

Ferrule Threaded into Conduit

C



Assembly Before Compression

D



Assembly After Compression Showing Positive Ground

E



Compression Ferrule



Sealing Gasket
Neoprene sealing gasket eliminates common connection problems and assures a liquidtight installation. Seals against oil, water, dirt and chemicals.



Space Saving Hex–Hub Wedge Adapter
Male shank of unique Appleton™ hex-hub wedge adapter "finger tightens" into connector body. Flared surface of adapter wedges box wall against locking edge of body. Forms full 360° contact on both sides of box wall.



Insulated Throat
Insulating insert recessed into hex-hub wedge adapter protects against wire damage...without reduction in throat diameter. Perfect for extreme vibration conditions. Nothing to come loose, deteriorate, crack or break!

© January 2024

EMERSON

Liquidtight ST™ Series Plain Throat and STB Series Insulated Throat Connectors

For Liquidtight Flexible Metal Conduit

NEC/CEC — Listed for Ordinary Locations
NEC — Suitable for use in the following Hazardous Locations:
- ***Class I, Division 2 per NEC 501.10(B)(4)***
- ***Class I, Zone 2 per NEC 505.15(C)(2)***
- ***Class II, Division 1 per NEC 502.10(A)(2)(2)***

NEC — Suitable for use in the following Hazardous Locations:
- ***Class II, Division 2 per NEC 502.10(B)(2)***
- ***Class III, Division 1 per NEC 503.10(A)(3)(2)***
- ***Class III, Division 2 per NEC 503.10(B)***
- ***Intrinsically Safe per NEC 504.20***

Applications

- Provides a dependable connection for liquidtight flexible metal conduit.

Features

- ST Series has plain throat.
- STB Series has insulated throat to protect against wire damage.
- Seals out oil, water, dust, dirt and fumes.
- Unique long ferrule with more pronounced threads provides over four times UL pull-out requirements.
- Ferrule provides maximum surface contact for better sealing and a continuous, permanent, positive metal-to-metal ground.
- Polypropylene sealing ring with locknut standard.
- Liquidtight/raintight/oiltight/concretetight.
- Suitable for wet locations.
- Full, machined tapered threads (NPT).
- Compact design with small turning radius.
- Straight, 45° and 90° styles available in trade sizes 3/8" thru 4"

Standard Material/Finish

- 3/8" thru 1" straight: steel body and compression nut
- 1-1/4" thru 4" straight: malleable iron body and compression nut
- 3/8" thru 4" 45° and 90°: malleable iron body
- 3/8" thru 1" 45° and 90° caps: steel
- 1-1/4" thru 4" 45° and 90° caps: malleable iron
- 3/8" thru 1"ferrule: steel
- 1-1/4" thru 4" ferrule: aluminum
- Steel: zinc electroplate
- Malleable iron: zinc electroplate, chromate and epoxy powder coat/zinc electroplate
- Sealing ring: polypropylene

NEC/CEC Certifications and Compliances

- UL Standard: 514B
- UL Listed: E-11853
- CSA Standard C22.2 No. 18.3
- CSA Certified: 065178
- NEMA: FB-1



ST–38

STD Conduit Thread Size

Flexible Conduit Size (Inches)	NPT Size
3/8	1/2
1/2	1/2
3/4	3/4
1	1
1-1/4	1-1/4
1-1/2	1-1/2
2	2
2-1/2	2-1/2
3	3
3-1/2	3-1/2
4	4
5	5

Illustrated Dimensions

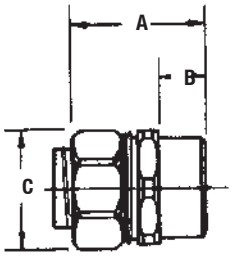

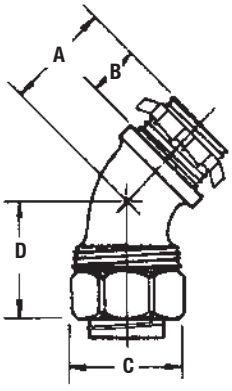

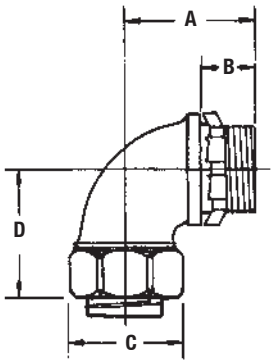

© January 2024

Liquidtight ST™ Series Plain Throat and STB Series Insulated Throat Connectors

For Liquidtight Flexible Metal Conduit

NEC/CEC — Listed for Ordinary Locations
NEC — Suitable for use in the following Hazardous Locations:
Class I, Division 2 per NEC 501.10(B)(4)
Class I, Zone 2 per NEC 505.15(C)(2)
Class II, Division 1 per NEC 502.10(A)(2)(2)

NEC — Suitable for use in the following Hazardous Locations:
Class II, Division 2 per NEC 502.10(B)(2)
Class III, Division 1 per NEC 503.10(A)(3)(2)
Class III, Division 2 per NEC 503.10(B)
Intrinsically Safe per NEC 504.20

	Conduit Size (Inches)	Dimensions in Millimeters (Inches) A	B	C	D	Weight per 100 kg (lb)	Catalog Number
Straight							
	3/8 flex, 1/2 hub	36.6 (1.44)	16.0 (0.63)	28.7 (1.13)	—	7.3 (16.00)	**ST-38**
	1/2	36.6 (1.44)	16.0 (0.63)	31.8 (1.25)	—	6.8 (15.00)	**ST-50**
	3/4	38.1 (1.50)	16/0 (0.63)	38.1 (1.50)	—	10.0 (22.00)	**ST-75**
	1	41.4 (1.63)	19.1 (0.75)	45.9 (1.81)	—	15.4 (34.00)	**ST-100**
	1-1/4	50.8 (2.00)	16.0 (0.63)	58.7 (2.31)	—	38.1 (84.00)	**ST-125**
	1-1/2	57.2 (2.25)	16.0 (0.63)	66.8 (2.63)	—	54.4 (120.00)	**ST-150**
	2	63.5 (2.50)	17.5 (0.69)	81.0 (3.19)	—	74.8 (165.00)	**ST-200**
	2-1/2	85.9 (3.38)	26.9 (1.06)	100.1 (3.94)	—	158.8 (350.00)	**ST-250**
	3	93.7 (3.69)	30.2 (1.19)	111.3 (4.38)	—	204.1 (450.00)	**ST-300**
	3-1/2	93.7 (3.69)	30.2 (1.19)	127 (5.00)	—	238.1 (525.00)	**ST-350**
	4	101.6 (4.00)	31.8 (1.25)	139.7 (5.50)	—	301.2 (664.00)	**ST-400**
45°							
	3/8 flex, 1/2 hub	22.4 (0.88)	16.0 (0.63)	28.7 (1.13)	28.7 (1.13)	19.0 (8.62)	**ST-4538**
	1/2	22.4 (0.88)	16.0 (0.63)	31.8 (1.25)	28.7 (1.13)	19.0 (8.62)	**ST-4550**
	3/4	28.7 (1.13)	16.0 (0.63)	45.9 (1.81)	31.8 (1.25)	32.0 (14.51)	**ST-4575**
	1	35.1 (1.38)	19.1 (0.75)	45.9 (1.81)	45.9 (1.81)	46.0 (20.87)	**ST-45100**
	1-1/4	41.4 (1.63)	16.0 (0.63)	58.7 (2.31)	45.9 (1.81)	103.0 (46.72)	**ST-45125**
	1-1/2	45.9 (1.81)	16.0 (0.63)	66.8 (2.63)	54.1 (2.13)	165.0 (74.84)	**ST-45150**
	2	50.8 (2.00)	17.5 (0.69)	81.0 (3.19)	60.5 (2.38)	245.0 (111.13)	**ST-45200**
	2-1/2	90.4 (3.56)	26.9 (1.06)	100.1 (3.94)	127.0 (5.00)	760.0 (344.73)	**ST-45250**
	3	109.5 (4.31)	30.2 (1.19)	111.3 (4.38)	147.6 (5.81)	962.0 (436.36)	**ST-45300**
	4	117.6 (4.63)	31.8 (1.25)	5.5 (139.7)	101.6 (4.00)	1512.0 (685.83)	**ST-45400**
90°							
	3/8 flex, 1/2 hub	31.8 (1.25)	16.0 (0.63)	28.6 (1.13)	36.5 (1.44)	10.3 (22.80)	**ST-9038**
	1/2	33.3 (1.31)	16.0 (0.63)	31.8 (1.25)	36.8 (1.45)	10.3 (23.00)	**ST-9050**
	3/4	36.6 (1.44)	16.0 (0.63)	38.9 (1.53)	43.2 (1.70)	17.7 (39.00)	**ST-9075**
	1	44.5 (1.75)	19.1 (0.75)	45.9 (1.81)	49.5 (1.95)	28.1 (62.00)	**ST-90100**
	1-1/4	45.9 (1.81)	16.0 (0.63)	58.7 (2.31)	60.5 (2.38)	51.7 (114.00)	**ST-90125**
	1-1/2	61.9 (2.44)	16.0 (0.63)	66.8 (2.63)	81.0 (3.19)	88.5 (195.00)	**ST-90150**
	2	66.8 (2.63)	17.5 (0.69)	81.0 (3.19)	90.4 (3.56)	131.5 (290.00)	**ST-90200**
	2-1/2	182.6 (7.19)	26.9 (1.06)	100.1 (3.94)	214.4 (8.44)	382.4 (843.00)	**ST-90250**
	3	219.2 (8.63)	30.2 (1.19)	111.3 (4.38)	257.3 (10.13)	499.0 (1100.00)	**ST-90300**
	4	285.8 (11.25)	31.8 (1.25)	139.7 (5.50)	325.4 (12.81)	952.5 (2100.00)	**ST-90400**

© January 2024

EMERSON

Liquidtight ST™ Series Plain Throat and STB Series Insulated Throat Connectors

For Liquidtight Flexible Metal Conduit

NEC/CEC — Listed for Ordinary Locations
NEC — Suitable for use in the following Hazardous Locations:
Class I, Division 2 per NEC 501.10(B)(4)
Class I, Zone 2 per NEC 505.15(C)(2)
Class II, Division 1 per NEC 502.10(A)(2)(2)

NEC — Suitable for use in the following Hazardous Locations:
Class II, Division 2 per NEC 502.10(B)(2)
Class III, Division 1 per NEC 503.10(A)(3)(2)
Class III, Division 2 per NEC 503.10(B)
Intrinsically Safe per NEC 504.20

	Conduit Size (Inches)	Dimensions in Millimeters (Inches) A	B	C	D	Weight per 100 kg (lb)	Catalog Number
Straight							
	3/8 flex, 1/2 hub	36.6 (1.44)	16.0 (0.63)	28.7 (1.13)	—	6.8 (15.00)	**STB-38**
	1/2	36.6 (1.44)	16.0 (0.63)	31.8 (1.25)	—	7.3 (16.00)	**STB-50**
	3/4	38.1 (1.50)	16.0 (0.63)	38.1 (1.50)	—	10.4 (23.00)	**STB-75**
	1	41.4 (1.63)	19.1 (0.75)	45.9 (1.81)	—	15.4 (34.00)	**STB-100**
	1-1/4	50.8 (2.00)	16.0 (0.63)	58.7 (2.31)	—	38.1 (84.00)	**STB-125**
	1-1/2	57.2 (2.25)	16.0 (0.63)	66.8 (2.63)	—	54.0 (119.00)	**STB-150**
	2	63.5 (2.50)	17.5 (0.69)	81.0 (3.19)	—	77.1 (170.00)	**STB-200**
	2-1/2	85.9 (3.38)	26.9 (1.06)	100.1 (3.94)	—	154.2 (340.00)	**STB-250**
	3	93.7 (3.69)	30.2 (1.19)	111.3 (4.38)	—	204.1 (450.00)	**STB-300**
	3-1/2	93.7 (3.69)	30.2 (1.19)	27.0 (5.00)	—	240.4 (530.00)	**STB-350**
	4	101.6 (4.00)	31.8 (1.25)	139.7 (5.50)	—	297.1 (655.00)	**STB-400**
45°							
	3/8 flex, 1/2 hub	22.4 (0.88)	16.0 (0.63)	28.7 (1.13)	28.7 (1.13)	8.2 (18.00)	**STB-4538**
	1/2	22.4 (0.88)	16.0 (0.63)	31.8 (1.25)	28.7 (1.13)	8.2 (18.00)	**STB-4550**
	3/4	28.7 (1.13)	16.0 (0.63)	45.9 (1.81)	31.8 (1.25)	13.6 (30.00)	**STB-4575**
	1	35.1 (1.38)	19.1 (0.75)	45.9 (1.81)	45.9 (1.81)	22.2 (49.00)	**STB-45100**
	1-1/4	41.4 (1.63)	16.0 (0.63)	58.7 (2.31)	45.9 (1.81)	46.3 (102.00)	**STB-45125**
	1-1/2	45.9 (1.81)	16.0 (0.63)	66.8 (2.63)	54.1 (2.13)	72.6 (160.00)	**STB-45150**
	2	50.8 (2.00)	17.5 (0.69)	81.0 (3.19)	60.5 (2.38)	104.3 (230.00)	**STB-45200**
	2-1/2	90.4 (3.56)	26.9 (1.06)	100.1 (3.94)	127.0 (5.00)	344.7 (760.00)	**STB-45250**
	3	109.5 (4.31)	30.2 (1.19)	111.3 (4.38)	147.6 (5.81)	453.6 (1000.00)	**STB-45300**
	4	117.6 (4.63)	31.8 (1.25)	5.50 (139.7)	101.6 (4.00)	816.5 (1800.00)	**STB-45400**
90°							
	3/8 flex, 1/2 hub	31.8 (1.25)	16.0 (0.63)	28.7 (1.13)	38.1 (1.50)	10.4 (23.00)	**STB-9038**
	1/2	31.8 (1.25)	16.0 (0.63)	31.8 (1.25)	38.1 (1.50)	10.9 (24.00)	**STB-9050**
	3/4	36.6 (1.44)	16.0 (0.63)	38.1 (1.50)	39.6 (1.56)	17.2 (38.00)	**STB-9075**
	1	35.1 (1.38)	19.1 (0.75)	45.9 (1.81)	47.8 (1.88)	26.31 (58.00)	**STB-90100**
	1-1/4	45.9 (1.81)	16.0 (0.63)	58.7 (2.31)	60.5 (2.38)	52.62 (116.00)	**STB-90125**
	1-1/2	61.9 (2.44)	16.0 (0.63)	66.8 (2.63)	81.0 (3.19)	87.09 (192.00)	**STB-90150**
	2	66.8 (2.63)	17.5 (0.69)	81.0 (3.19)	90.4 (3.56)	127.91 (282.00)	**STB-90200**
	2-1/2	182.6 (7.19)	26.9 (1.06)	100.1 (3.94)	214.4 (8.44)	381.02 (840.00)	**STB-90250**
	3	219.2 (8.63)	30.2 (1.19)	111.3 (4.38)	257.3 (10.13)	498.95 (1100.00)	**STB-90300**
	4	285.8 (11.25)	31.8 (1.25)	139.7 (5.50)	325.4 (12.81)	975.22 (2150.00)	**STB-90400**

© January 2024

Liquidtight STF Connectors with Threaded Hubs

For Liquidtight Flexible Metal Conduit. Female ST Connectors.

NEC/CEC — Listed for Ordinary Locations
NEC — Suitable for use in the following Hazardous Locations:
Class I, Division 2 per NEC 501.10(B)(4)
Class I, Zone 2 per NEC 505.15(C)(2)
Class II, Division 1 per NEC 502.10(A)(2)(2)

NEC — Suitable for use in the following Hazardous Locations:
Class II, Division 2 per NEC 502.10(B)(2)
Class III, Division 1 per NEC 503.10(A)(3)(2)
Class III, Division 2 per NEC 503.10(B)
Intrinsically Safe per NEC 504.20

Applications

- For use with liquidtight flexible metal conduit when making connection to threaded rigid conduit and IMC.

Features

- Female ST connectors have a unique long ferrule with more pronounced threads that provide over four times UL pull-out requirements. The ferrule also provides maximum surface contact for better sealing and a continuous, permanent, positive metal-to-metal ground.
- Liquidtight/raintight/oiltight/concretetight.
- Suitable for wet locations.
- Full, machined tapered threads (NPT).
- ST connectors have compact design with small turning radius.

Standard Material/Finish

- 3/8" thru 1": steel with steel ferrule; 1-1/4" thru 4": malleable iron with aluminum ferrule
- Steel: zinc electroplate
- Malleable iron: zinc electroplate, chromate and epoxy powder coat/zinc electroplate

NEC/CEC Certifications and Compliances

- UL Standard: 514B
- UL Listed: E-14814
- CSA Standard: C22.2 No. 18.3
- CSA Certified: 065178
- NEMA: FB-1



ST–38F

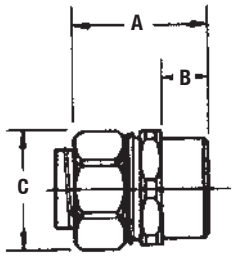

Trade Size (Inches)	Dimensions in Millimeters (Inches) A	B	C	Weight per 100 kg (lb)	Catalog Number
Female ST Connectors with Threaded Hubs					
3/8 flex,1/2 hub	33.3 (1.31)	11.2 (0.44)	28.7 (1.13)	5.90 (13.00)	**ST-38F**
1/2	33.3 (1.31)	11.2 (0.44)	31.8 (1.25)	6.35 (14.00)	**ST-50F**
3/4	36.6 (1.44)	12.7 (0.50)	38.1 (1.50)	9.53 (21.00)	**ST-75F**
1	39.6 (1.56)	17.5 (0.69)	45.9 (1.81)	14.06 (31.00)	**ST-100F**
1-1/4	52.3 (1.06)	23.8 (0.94)	58.7 (2.31)	44.90 (99.00)	**ST-125F**
1-1/2	63.5 (2.50)	28.4 (1.12)	66.8 (2.63)	65.18 (143.70)	**ST-150F**
2	69.9 (2.75)	31.8 (1.25)	81.0 (3.19)	102.06 (225.00)	**ST-200F**
2-1/2	79.2 (3.12)	35.1 (1.38)	100.1 (3.94)	182.84 (403.10)	**ST-250F**
3	93.5 (3.68)	39.6 (1.56)	111.3 (4.38)	193.96 (427.60)	**ST-300F**
4	100.1 (3.94)	44.5 (1.75)	139.7 (5.50)	300.46 (662.40)	**ST-400F**

© January 2024

Liquidtight ST™ Flexible Metal Conduit Connectors with Wire Mesh Strain Relief

For Liquidtight Flexible Metal Conduit. STB, STN, and Female ST Types.

NEC/CEC — Listed for Ordinary Locations
NEC — Suitable for use in the following Hazardous Locations:
- ***Class I, Division 2 per NEC 501.10(B)(4)***
- ***Class I, Zone 2 per NEC 505.15(C)(2)***
- ***Class II, Division 1 per NEC 502.10(A)(2)(2)***

NEC — Suitable for use in the following Hazardous Locations:
- ***Class II, Division 2 per NEC 502.10(B)(2)***
- ***Class III, Division 1 per NEC 503.10(A)(3)(2)***
- ***Class III, Division 2 per NEC 503.10(B)***
- ***Intrinsically Safe per NEC 504.20***

Applications

- For use with liquidtight flexible metal conduit subjected to flexure, vibration, motion, or strain. “STB” Type connects to threaded hubs. “STN” Type is for connections to sheet metal enclosures. Female ST Type connects to threaded rigid conduit and IMC.

Features

- Unique long ferrule with more pronounced threads provides over four times UL pull-out requirements.
- Ferrule also provides maximum surface contact for better sealing and a continuous, permanent, positive metal-to-metal ground.
- Stainless steel wire mesh prevents pull-out of flexible conduit from fitting and alleviates flexing stress at liquidtight connection.
- Insulated throat (STB and STN Series) protects against wire damage.
- STN Type has space-saving hex hub wedge adapter that fits nearly flush against inside walls of enclosures, providing maximum wiring room.
- Liquidtight/raintight/oiltight/concretetight.
- Suitable for wet locations.
- STB Series has full, machined tapered threads (NPT).

Standard Material/Finish

- Straight STB, STN, and Female ST connectors: 3/8" thru 1” are steel, 1-1/4" and over are malleable iron
- 45° and 90° connectors: all sizes are malleable iron
- Ferrule: 3/8" thru 1” are steel; 1-1/4" and over are aluminum
- Wire mesh: stainless steel
- Steel: zinc electroplate
- Malleable iron: zinc electroplate, chromate and epoxy powder coat/zinc electroplate

NEC/CEC Certifications and Compliances

- UL Standard: 514B
- UL Listed: E-14814
- CSA Standard: C22.2 No. 18.3
- CSA Certified: 065178
- NEMA: FB-1



STB–38SR

STD Conduit Thread Size

Flexible Conduit Size (Inches)	NPT Size
3/8	1/2
1/2	1/2
3/4	3/4
1	1
1-1/4	1-1/4
1-1/2	1-1/2
2	2
2-1/2	2-1/2
3	3

Illustrated Dimensions

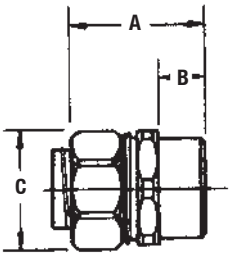

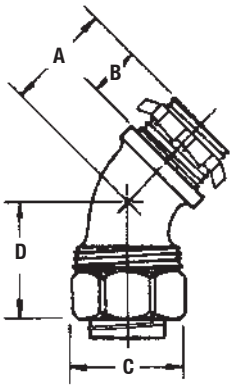

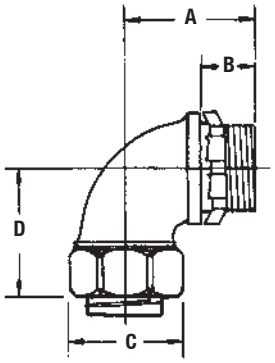

© January 2024

Liquidtight ST™ Flexible Metal Conduit Connectors with Wire Mesh Strain Relief

For Liquidtight Flexible Metal Conduit. STB, STN, and Female ST Types.

NEC/CEC — Listed for Ordinary Locations
NEC — Suitable for use in the following Hazardous Locations:
Class I, Division 2 per NEC 501.10(B)(4)
Class I, Zone 2 per NEC 505.15(C)(2)
Class II, Division 1 per NEC 502.10(A)(2)(2)

NEC — Suitable for use in the following Hazardous Locations:
Class II, Division 2 per NEC 502.10(B)(2)
Class III, Division 1 per NEC 503.10(A)(3)(2)
Class III, Division 2 per NEC 503.10(B)
Intrinsically Safe per NEC 504.20

	Dimensions in Millimeters (Inches)				Outside Diameter		Weight per 100 kg (lb)	Catalog Number
	A	B	C	D	Min.	Max		
STB Straight — Insulated								
3/8 flex, 1/2 hub	36.6 (1.44)	16.0 (0.63)	28.7 (1.13)	—	17.5 (0.69)	18.0 (0.71)	9.25 (20.40)	**STB-38SR**
1/2	36.6 (1.44)	16.0 (0.63)	31.8 (1.25)	—	20.8 (0.82)	21.3 (0.84)	12.11 (26.70)	**STB-50SR**
3/4	38.1 (1.50)	16.0 (0.63)	38.1 (1.50)	—	26.2 (1.03)	26.7 (1.05)	17.74 (39.10)	**STB-75SR**
1	41.4 (1.63)	19.1 (0.75)	45.9 (1.81)	—	32.8 (1.29)	33.5 (1.32)	23.90 (52.70)	**STB-100SR**
1-1/4	50.8 (2.00)	16.0 (0.63)	58.7 (2.31)	—	41.4 (1.63)	42.2 (1.66)	47.81 (105.40)	**STB-125SR**
1-1/2	57.2 (2.25)	16.0 (0.63)	66.8 (2.63)	—	47.5 (1.87)	48.3 (1.90)	66.09 (145.70)	**STB-150SR**
2	63.5 (2.50)	17.5 (0.69)	81.0 (3.19)	—	59.4 (2.34)	60.5 (2.38)	91.67 (202.10)	**STB-200SR**
2-1/2	85.9 (3.38)	26.9 (1.06)	100.1 (3.94)	—	72.1 (2.84)	73.2 (2.88)	180.89 (398.80)	**STB-250SR**
3	93.7 (3.69)	30.2 (1.19)	111.3 (4.38)	—	87.9 (3.46)	88.9 (3.50)	242.90 (535.50)	**STB-300SR**
STB 45° — Insulated								
3/8 flex, 1/2 hub	28.7 (1.13)	16.0 (0.63)	28.7 (1.13)	22.4 (0.88)	17.5 (0.69)	18.0 (0.71)	10.61 (23.40)	**STB-4538SR**
1/2	31.8 (1.25)	16.0 (0.63)	28.7 (1.13)	22.4 (0.88)	20.8 (0.82)	21.3 (0.84)	13.01 (28.70)	**STB-4550SR**
3/4	38.1 (1.50)	16.0 (0.63)	31.8 (1.25)	28.7 (1.13)	26.2 (1.03)	26.7 (1.05)	20.91 (46.10)	**STB-4575SR**
1	45.9 (1.81)	19.1 (0.75)	45.9 (1.81)	35.1 (1.38)	32.8 (1.29)	33.5 (1.32)	30.71 (67.70)	**STB-45100SR**
1-1/4	58.7 (2.31)	16.0 (0.63)	45.9 (1.81)	41.4 (1.63)	41.4 (1.63)	42.2 (1.66)	55.97 (123.40)	**STB-45125SR**
1-1/2	66.8 (2.63)	16.0 (0.63)	54.1 (2.13)	45.9 (1.81)	47.5 (1.87)	48.3 (1.90)	85.09 (187.60)	**STB-45150SR**
2	81.0 (3.19)	17.5 (0.69)	60.5 (2.38)	50.8 (2.00)	59.4 (2.34)	60.5 (2.38)	118.89 (262.10)	**STB-45200SR**
2-1/2	100.1 (3.94)	26.9 (1.06)	127.0 (5.00)	90.4 (3.56)	72.1 (2.84)	73.2 (2.88)	371.40 (818.80)	**STB-45250SR**
3	111.3 (4.38)	30.2 (1.19)	147.6 (5.81)	109.5 (4.31)	87.9 (3.46)	88.9 (3.50)	492.37 (1085.50)	**STB-45300SR**
STB 90° — Insulated								
3/8 flex, 1/2 hub	28.7 (1.13)	16.0 (0.63)	38.1 (1.50)	31.8 (1.25)	17.5 (0.69)	18.0 (0.71)	12.88 (28.40)	**STB-9038SR**
1/2	31.8 (1.25)	16.0 (0.63)	38.1 (1.50)	31.8 (1.25)	20.8 (0.82)	21.3 (0.84)	15.74 (34.70)	**STB-9050SR**
3/4	38.1 (1.50)	16.0 (0.63)	39.6 (1.56)	36.6 (1.44)	26.2 (1.03)	26.7 (1.05)	24.54 (54.10)	**STB-9075SR**
1	45.9 (1.81)	19.1 (0.75)	47.8 (1.88)	35.1 (1.38)	32.8 (1.29)	33.5 (1.32)	34.79 (76.70)	**STB-90100SR**
1-1/4	58.7 (2.31)	16.0 (0.63)	60.5 (2.38)	45.9 (1.81)	41.4 (1.63)	42.2 (1.66)	62.32 (137.40)	**STB-90125SR**
1-1/2	66.8 (2.63)	16.0 (0.63)	81.0 (3.19)	61.9 (2.44)	47.5 (1.87)	48.3 (1.90)	99.20 (218.70)	**STB-90150SR**
2	81.0 (3.19)	17.5 (0.69)	90.4 (3.56)	66.8 (2.63)	59.4 (2.34)	60.5 (2.38)	142.47 (314.10)	**STB-90200SR**
2-1/2	100.1 (3.94)	26.9 (1.06)	14.4 (8.44)	182.6 (7.19)	72.1 (2.84)	73.2 (2.88)	407.69 (898.80)	**STB-90250SR**
3	111.3 (4.38)	30.2 (1.19)	257.3 (10.13)	219.2 (8.63)	87.9 (3.46)	88.9 (3.50)	537.73 (1185.50)	**STB-90300SR**
ST Straight Female with Threaded Hubs								
3/8 flex, 1/2 hub	36.6 (1.44)	16.0 (0.63)	28.7 (1.13)	—	17.5 (0.69)	18.0 (0.71)	8.35 (18.40)	**ST-38FSR**
1/2	36.6 (1.44)	16.0 (0.63)	31.8 (1.25)	—	20.8 (0.82)	21.3 (0.84)	11.20 (24.70)	**ST-50FSR**
3/4	38.1 (1.50)	16.0 (0.63)	38.1 (1.50)	—	26.2 (1.03)	26.7 (1.05)	16.83 (37.10)	**ST-75FSR**
1	41.4 (1.63)	19.1 (0.75)	45.9 (1.81)	—	32.8 (1.29)	33.5 (1.32)	22.54 (49.70)	**ST-100FSR**
1-1/4	50.8 (2.00)	16.0 (0.63)	58.7 (2.31)	—	41.4 (1.63)	42.2 (1.66)	54.61 (120.40)	**ST-125FSR**
1-1/2	57.2 (2.25)	16.0 (0.63)	66.8 (2.63)	—	47.5 (1.87)	48.3 (1.90)	77.29 (170.40)	**ST-150FSR**
2	63.5 (2.50)	17.5 (0.69)	81.0 (3.19)	—	59.4 (2.34)	60.5 (2.38)	116.62 (257.10)	**ST-200FSR**
2-1/2	85.9 (3.38)	26.9 (1.06)	100.1 (3.94)	—	72.1 (2.84)	73.2 (2.88)	209.51 (461.90)	**ST-250FSR**
3	93.7 (3.69)	30.2 (1.19)	111.3 (4.38)	—	87.9 (3.46)	88.9 (3.50)	232.74 (513.10)	**ST-300FSR**

© January 2024

Liquidtight ST™ Flexible Metal Conduit Connectors with Wire Mesh Strain Relief

STN Types

NEC/CEC — Listed for Ordinary Locations
NEC — Suitable for use in the following Hazardous Locations:
Class I, Division 2 per NEC 501.10(B)(4)
Class I, Zone 2 per NEC 505.15(C)(2)
Class II, Division 1 per NEC 502.10(A)(2)(2)

NEC — Suitable for use in the following Hazardous Locations:
Class II, Division 2 per NEC 502.10(B)(2)
Class III, Division 1 per NEC 503.10(A)(3)(2)
Class III, Division 2 per NEC 503.10(B)
Intrinsically Safe per NEC 504.20

	Trade Size (Inches)	STD Thread Pipe	Dimensions in Millimeters (Inches) A	C	Hole Diameter in Millimeters (Inches) Min.	Max	Wall Thickness Min.	Max	Outside Diameter in Millimeters (Inches) Min.	Max	Weight per 100 kg (lb)	Catalog Number
STN Straight — Insulated												
	3/8	1/2"-14"	35.6 (1.44)	28.7 (1.13)	22.4 (0.88)	23.9 (0.94) 24.6 (0.97)	1.5 (0.06) 2.3 (0.09)	2.0 (0.08) 6.4 (0.25)	17.5 (0.69)	18.0 (0.71)	10.61 (23.40)	**STN-38SR**
	1/2	1/2"-14"	35.6 (1.44)	31.8 (1.25)	22.4 (0.88)	23.9 (0.94) 24.6 (0.97)	1.5 (0.06) 2.3 (0.09)	2.0 (0.08) 6.4 (0.25)	20.8 (0.82)	21.3 (0.84)	13.93 (30.70)	**STN-50SR**
	3/4	3/4"-14"	39.6 (1.56)	38.1 (1.50)	27.7 (1.09)	29.5 (1.16) 31.0 (1.22)	1.5 (0.06) 2.3 (0.09)	2.0 (0.08) 6.4 (0.25)	26.2 (1.03)	26.7 (1.05)	20.91 (46.10)	**STN-75SR**
	1	1"-11-1/2"	44.5 (1.75)	45.9 (1.81)	34.0 (1.34)	35.8 (1.41) 37.3 (1.47)	1.5 (0.06) 2.3 (0.09)	2.0 (0.08) 6.4 (0.25)	32.8 (1.29)	33.5 (1.32)	26.99 (59.50)	**STN-100SR**
	1-1/4	1-1/4"-11-1/2"	66.8 (2.63)	58.7 (2.31)	42.9 (1.69)	45.2 (1.78) 46.7 (1.84)	1.5 (0.06) 2.3 (0.09)	2.0 (0.08) 7.9 (0.31)	41.4 (1.63)	42.2 (1.66)	66.41 (146.40)	**STN-125SR**
	1-1/2	1-1/2"-11-1/2"	66.8 (2.63)	66.8 (2.63)	49.3 (1.94)	51.6 (2.03) 53.1 (2.09)	1.5 (0.06) 2.3 (0.09)	2.0 (0.08) 7.9 (0.31)	47.5 (1.87)	48.3 (1.90)	95.57 (210.70)	**STN-150SR**
	2	2"-11-1/2"	74.7 (2.94)	81.0 (3.19)	60.7 (2.39)	64.3 (2.53) 65.8 (2.59)	1.5 (0.06) 2.3 (0.09)	2.0 (0.08) 7.9 (0.31)	59.4 (2.34)	60.5 (2.38)	141.57 (312.10)	**STN-200SR**
	2-1/2	2-1/2"-8"	92.2 (3.63)	100.1 (3.94)	73.4 (2.89)	76.7 (3.02)	2.3 (0.09)	7.9 (0.31)	72.1 (2.84)	73.2 (2.88)	257.55 (567.80)	**STN-250SR**
	3	3" - 8"	81.0 (3.19)	111.3 (4.38)	89.4 (3.52)	92.5 (3.64)	2.3 (0.09)	7.9 (0.31)	87.9 (3.46)	88.9 (3.50)	342.24 (754.50)	**STN-300SR**
STN 90° — Insulated												
	3/8	1/2"-14"	—	—	22.4 (0.88)	23.9 (0.94) 24.6 (0.97)	1.5 (0.06) 2.3 (0.09)	2.0 (0.08) 6.4 (0.25)	17.5 (0.69)	18.0 (0.71)	11.97 (26.40)	**STN-9038SR**
	1/2	1/2"-14"	—	—	22.4 (0.88)	23.9 (0.94) 24.6 (0.97)	1.5 (0.06) 2.3 (0.09)	2.0 (0.08) 6.4 (0.25)	20.8 (0.82)	21.3 (0.84)	13.93 (30.70)	**STN-9050SR**
	3/4	3/4"-14"	—	—	27.7 (1.09)	29.5 (1.16) 31.0 (1.22)	1.5 (0.06) 2.3 (0.09)	2.0 (0.08) 6.4 (0.25)	26.2 (1.03)	26.7 (1.05)	23.63 (52.10)	**STN-9075SR**
	1	1"-11-1/2"	—	—	34.0 (1.34)	35.8 (1.41) 37.3 (1.47)	1.5 (0.06) 2.3 (0.09)	2.0 (0.08) 6.4 (0.25)	32.8 (1.29)	33.5 (1.32)	45.99 (101.40)	**STN-90100SR**

© January 2024

Liquidtight ST™ Series Plain Throat and STB Series Insulated Throat Connectors and External Grounding Lugs

For Liquidtight Flexible Metal Conduit

NEC/CEC — Listed for Ordinary Locations
NEC — Suitable for use in the following Hazardous Locations:
- ***Class I, Division 2 per NEC 501.10(B)(4)***
- ***Class I, Zone 2 per NEC 505.15(C)(2)***
- ***Class II, Division 1 per NEC 502.10(A)(2)(2)***

NEC — Suitable for use in the following Hazardous Locations:
- ***Class II, Division 2 per NEC 502.10(B)(2)***
- ***Class III, Division 1 per NEC 503.10(A)(3)(2)***
- ***Class III, Division 2 per NEC 503.10(B)***
- ***Intrinsically Safe per NEC 504.20***

Applications

- For use with liquidtight flexible metal conduit where an external, visible equipment bonding jumper is desired.

Features

- ST-L Series has plain throat.
- STB-L Series has insulated throat to protect against wire damage.
- Unique long ferrule with more pronounced threads provides over four times UL pull-out requirements.
- Ferrule provides maximum surface contact for better sealing and a continuous, permanent, positive metal-to-metal ground.
- Adequately sized bonded lugs provide excellent grounding continuity and allow for visible ground path inspection.
- Liquidtight/raintight/oiltight/concretetight.
- Suitable for outdoor use.
- Full, machined tapered threads (NPT).

Standard Material/Finish

- 3/8" thru 1" straight: steel body and compression nut
- 1-1/4" thru 5" straight: malleable iron body and compression nut
- 3/8" thru 4" 45° and 90°: malleable iron body
- 3/8" thru 1" 45° and 90° caps: steel
- 1-1/4" thru 4" 45° and 90° caps: malleable iron
- 3/8" thru 1" ferrule: steel
- 1-1/4" thru 4" ferrule: aluminum
- Steel: zinc electroplate
- Malleable iron: zinc electroplate, chromate and epoxy powder/zinc electroplate

Certifications and Compliances

- UL Standard: 514B and 467
- UL Listed: E6581
- CSA Standard: C22.2 No. 18.3
- CSA Certified: 065178
- NEMA: FB-1



ST–38L

STD Conduit Thread Size

Flexible Conduit Size (Inches)	NPT Size
3/8	1/2
1/2	1/2
3/4	3/4
1	1
1-1/4	1-1/4
1-1/2	1-1/2
2	2
2-1/2	2-1/2
3	3
3-1/2	3-1/2
4	4
5	5

Illustrated Dimensions

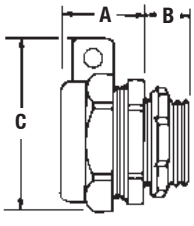

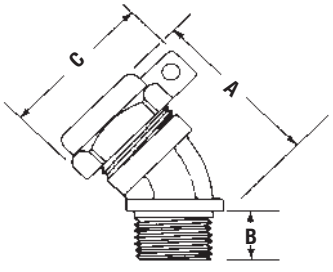

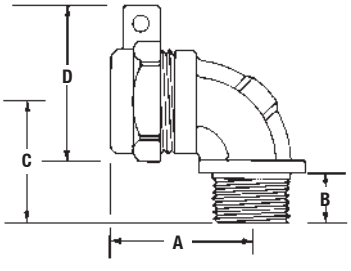

© January 2024

EMERSON

Liquidtight ST™ Series Plain Throat and STB Series Insulated Throat Connectors and External Grounding Lugs

For Liquidtight Flexible Metal Conduit

NEC/CEC — Listed for Ordinary Locations
NEC — Suitable for use in the following Hazardous Locations:
Class I, Division 2 per NEC 501.10(B)(4)
Class I, Zone 2 per NEC 505.15(C)(2)
Class II, Division 1 per NEC 502.10(A)(2)(2)

NEC — Suitable for use in the following Hazardous Locations:
Class II, Division 2 per NEC 502.10(B)(2)
Class III, Division 1 per NEC 503.10(A)(3)(2)
Class III, Division 2 per NEC 503.10(B)
Intrinsically Safe per NEC 504.20

	Dimensions in Millimeters (Inches)								
	Conduit Size (Inches)	A	B	C	D	Turning Radius Gland Nut	Grounding Lugs Wire Size	Weight per 100 kg (lb)	Catalog Number
Straight									
	3/8 flex, 1/2 hub	22.4 (0.88)	12.7 (0.5)	42.9 (1.69)	—	26.9 (1.06)	14-4	8.62 (19.00)	**ST-38L**
	1/2	22.4 (0.88)	12.7 (0.5)	47.8 (1.88)	—	30.2 (1.19)	14-4	8.16 (18.00)	**ST-50L**
	3/4	25.4 (1.00)	12.7 (0.5)	54.1 (2.13)	—	33.3 (1.31)	14-4	12.70 (28.00)	**ST-75L**
	1	28.7 (1.13)	16.0 (0.63)	60.5 (2.38)	—	36.6 (1.44)	14-4	18.14 (40.00)	**ST-100L**
	1-1/4	33.3 (1.31)	16.0 (0.63)	73.2 (2.88)	—	44.5 (1.75)	8-1/0	40.82 (90.00)	**ST-125L**
	1-1/2	35.1 (1.38)	16.0 (0.63)	82.6 (3.25)	—	47.8 (1.88)	8-1/0	57.15 (126.00)	**ST-150L**
	2	38.1 (1.50)	16.0 (0.63)	95.3 (3.75)	—	55.6 (2.19)	8-1/0	78.93 (174.00)	**ST-200L**
	2-1/2	49.3 (1.94)	25.4 (1.00)	117.6 (4.63)	—	69.9 (2.75)	1-4/0	162.84 (359.00)	**ST-250L**
	3	49.3 (1.94)	28.7 (1.13)	134.9 (5.31)	—	77.7 (3.06)	1-4/0	208.20 (459.00)	**ST-300L**
	3-1/2	66.8 (2.63)	28.7 (1.13)	147.6 (5.81)	—	85.9 (3.38)	1-4/0	242.22 (534.00)	**ST-350L**
	4	57.2 (2.25)	31.8 (1.25)	165.1 (6.50)	—	92.2 (3.63)	1-4/0	307.08 (677.00)	**ST-400L**
45°									
	3/8 flex, 1/2 hub	44.5 (1.75)	12.7 (0.50)	42.9 (1.69)	—	26.9 (1.06)	14-4	9.98 (22.00)	**ST-4538L**
	1/2	44.5 (1.75)	14.2 (0.56)	47.8 (1.88)	—	30.2 (1.19)	14-4	9.98 (22.00)	**ST-4550L**
	3/4	52.3 (2.06)	14.2 (0.56)	54.1 (2.13)	—	33.3 (1.31)	14-4	17.24 (38.00)	**ST-4575L**
	1	84.1 (3.31)	12.7 (0.50)	60.5 (2.38)	—	36.6 (1.44)	14-4	23.59 (52.00)	**ST-45100L**
	1-1/4	76.2 (3.00)	16.0 (0.63)	73.2 (2.88)	—	44.5 (1.75)	8-1/0	49.44 (109.00)	**ST-45125L**
	1-1/2	79.5 (3.13)	16.0 (0.63)	82.6 (3.25)	—	47.8 (1.88)	8-1/0	77.56 (171.00)	**ST-45150L**
	2	95.3 (3.75)	14.2 (0.56)	95.3 (3.75)	—	55.6 (2.19)	8-1/0	15.21 (254.00)	**ST-45200L**
	2-1/2	146.1 (5.75)	25.4 (1.00)	117.6 (4.63)	—	69.9 (2.75)	1-4/0	22.02 (269.00)	**ST-45250L**
	3	165.1 (6.50)	28.7 (1.13)	134.9 (5.31)	—	77.7 (3.06)	1-4/0	40.44 (971.00)	**ST-45300L**
	4	190.5 (7.50)	30.2 (1.19)	165.1 (6.50)	—	92.2 (3.63)	1-4/0	91.73 (1525.00)	**ST-45400L**
90°									
	3/8 flex, 1/2 hub	36.6 (1.44)	12.7 (0.50)	31.8 (1.25)	27.4 (1.08)	42.9 (1.69)	14-4	11.79 (26.00)	**ST-9038L**
	1/2	36.6 (1.44)	12.7 (0.50)	33.3 (1.31)	47.8 (1.88)	30.2 (1.19)	14-4	11.79 (26.00)	**ST-9050L**
	3/4	42.9 (1.69)	12.7 (0.50)	38.1 (1.5)	54.1 (2.13)	33.3 (1.31)	14-4	20.41 (45.00)	**ST-9075L**
	1	47.8 (1.88)	12.7 (0.50)	41.4 (1.63)	60.5 (2.38)	36.6 (1.44)	14-4	30.84 (68.00)	**ST-90100L**
	1-1/4	62.0 (2.44)	14.2 (0.56)	52.3 (2.06)	73.2 (2.88)	44.5 (1.75)	8-1/0	54.43 (120.00)	**ST-90125L**
	1-1/2	66.8 (2.63)	14.2 (0.56)	55.6 (2.19)	82.6 (3.25)	47.8 (1.88)	8-1/0	91.17 (201.00)	**ST-90150L**
	2	82.6 (3.25)	19.1 (0.75)	73.2 (2.88)	95.3 (3.75)	55.6 (2.19)	8-1/0	35.62 (299.00)	**ST-90200L**
	2-1/2	189.0 (7.44)	25.4 (1.00)	181.1 (7.13)	117.6 (4.63)	69.9 (2.75)	1-4/0	840.05 (1852.00)	**ST-90250L**
	3	223.8 (8.81)	28.7 (1.13)	215.9 (8.50)	134.9 (5.31)	77.7 (3.06)	1-4/0	503.03 (1109.00)	**ST-90300L**
	4	289.1 (11.38)	28.7 (1.13)	279.4 (11.00)	165.1 (6.50)	92.2 (3.63)	1-4/0	966.15 (2130.00)	**ST-90400L**

© January 2024

Liquidtight ST™ Series Plain Throat and STB Series Insulated Throat Connectors and External Grounding Lugs

For Liquidtight Flexible Metal Conduit

NEC/CEC — Listed for Ordinary Locations
NEC — Suitable for use in the following Hazardous Locations:
Class I, Division 2 per NEC 501.10(B)(4)
Class I, Zone 2 per NEC 505.15(C)(2)
Class II, Division 1 per NEC 502.10(A)(2)(2)

NEC — Suitable for use in the following Hazardous Locations:
Class II, Division 2 per NEC 502.10(B)(2)
Class III, Division 1 per NEC 503.10(A)(3)(2)
Class III, Division 2 per NEC 503.10(B)
Intrinsically Safe per NEC 504.20

	Dimensions in Millimeters (Inches)								
	Conduit Size (Inches)	A	B	C	D	Turning Radius Gland Nut	Grounding Lugs Wire Size	Weight per 100 kg (lb)	Catalog Number
Straight									
	3/8 flex, 1/2 hub	22.4 (0.88)	12.7 (0.5)	42.9 (1.69)	—	26.9 (1.06)	14-4	8.16 (18.00)	**STB-38L**
	1/2	22.4 (0.88)	12.7 (0.5)	47.8 (1.88)	—	30.2 (1.19)	14-4	8.62 (19.00)	**STB-50L**
	3/4	25.4 (1.00)	12.7 (0.5)	54.1 (2.13)	—	33.3 (1.31)	14-4	3.15 (29.00)	**STB-75L**
	1	28.7 (1.13)	16.0 (0.63)	60.5 (2.38)	—	36.6 (1.44)	14-4	18.14 (40.00)	**STB-100L**
	1-1/4	33.3 (1.31)	16.0 (0.63)	73.2 (2.88)	—	44.5 (1.75)	8-1/0	40.82 (90.00)	**STB-125L**
	1-1/2	35.1 (1.38)	16.0 (0.63)	82.6 (3.25)	—	47.8 (1.88)	8-1/0	56.70 (125.00)	**STB-150L**
	2	38.1 (1.50)	16.0 (0.63)	95.3 (3.75)	—	55.6 (2.19)	8-1/0	81.19 (179.00)	**STB-200L**
	2-1/2	49.3 (1.94)	25.4 (1.00)	117.6 (4.63)	—	69.9 (2.75)	1-4/0	158.30 (349.00)	**STB-250L**
	3	49.3 (1.94)	28.7 (1.13)	134.9 (5.31)	—	77.7 (3.06)	1-4/0	208.20 (459.00)	**STB-300L**
	3-1/2	66.8 (2.63)	28.7 (1.13)	147.6 (5.81)	—	85.9 (3.38)	1-4/0	244.49 (539.00)	**STB-350L**
	4	57.2 (2.25)	31.8 (1.25)	165.1 (6.50)	—	92.2 (3.63)	1-4/0	303.00 (668.00)	**STB-400L**
45°									
	3/8 flex, 1/2 hub	44.5 (1.75)	12.7 (0.50)	42.9 (1.69)	—	26.9 (1.06)	14-4	9.53 (21.00)	**STB-4538L**
	1/2	44.5 (1.75)	14.2 (0.56)	47.8 (1.88)	—	30.2 (1.19)	14-4	9.53 (21.00)	**STB-4550L**
	3/4	52.3 (2.06)	14.2 (0.56)	54.1 (2.13)	—	33.3 (1.31)	14-4	16.33 (36.00)	**STB-4575L**
	1	84.1 (3.31)	12.7 (0.50)	60.5 (2.38)	—	36.6 (1.44)	14-4	24.95 (55.00)	**STB-45100L**
	1-1/4	76.2 (3.00)	16.0 (0.63)	73.2 (2.88)	—	44.5 (1.75)	8-1/0	48.99 (108.00)	**STB-45125L**
	1-1/2	79.5 (3.13)	16.0 (0.63)	82.6 (3.25)	—	47.8 (1.88)	8-1/0	75.30 (166.00)	**STB-45150L**
	2	95.3 (3.75)	14.2 (0.56)	95.3 (3.75)	—	55.6 (2.19)	8-1/0	108.41 (239.00)	**STB-45200L**
	2-1/2	146.1 (5.75)	25.4 (1.00)	117.6 (4.63)	—	69.9 (2.75)	1-4/0	348.81 (769.00)	**STB-45250L**
	3	165.1 (6.50)	28.7 (1.13)	134.9 (5.31)	—	77.7 (3.06)	1-4/0	457.67 (1009.00)	**STB-45300L**
	4	190.5 (7.50)	30.2 (1.19)	165.1 (6.50)	—	92.2 (3.63)	1-4/0	822.36 (1813.00)	**STB-45400L**
90°									
	3/8 flex, 1/2 hub	36.6 (1.44)	12.7 (0.50)	31.8 (1.25)	27.4 (1.08)	42.9 (1.69)	14-4	11.79 (26.00)	**STB-9038L**
	1/2	36.6 (1.44)	12.7 (0.50)	33.3 (1.31)	47.8 (1.88)	30.2 (1.19)	14-4	12.25 (27.00)	**STB-9050L**
	3/4	42.9 (1.69)	12.7 (0.50)	38.1 (1.5)	54.1 (2.13)	33.3 (1.31)	14-4	19.96 (44.00)	**STB-9075L**
	1	47.8 (1.88)	12.7 (0.50)	41.4 (1.63)	60.5 (2.38)	36.6 (1.44)	14-4	29.03 (64.00)	**STB-90100L**
	1-1/4	62.0 (2.44)	14.2 (0.56)	52.3 (2.06)	73.2 (2.88)	44.5 (1.75)	8-1/0	55.34 (122.00)	**STB-90125L**
	1-1/2	66.8 (2.63)	14.2 (0.56)	55.6 (2.19)	82.6 (3.25)	47.8 (1.88)	8-1/0	89.81 (198.00)	**STB-90150L**
	2	82.6 (3.25)	19.1 (0.75)	73.2 (2.88)	95.3 (3.75)	55.6 (2.19)	8-1/0	132.00 (291.00)	**STB-90200L**
	2-1/2	189.0 (7.44)	25.4 (1.00)	181.1 (7.13)	117.6 (4.63)	69.9 (2.75)	1-4/0	385.10 (849.00)	**STB-90250L**
	3	223.8 (8.81)	28.7 (1.13)	215.9 (8.50)	134.9 (5.31)	77.7 (3.06)	1-4/0	503.03 (1109.00)	**STB-90300L**
	4	289.1 (11.38)	28.7 (1.13)	279.4 (11.00)	165.1 (6.50)	92.2 (3.63)	1-4/0	981.12 (2163.00)	**STB-90400L**

© January 2024

EMERSON

Aluminum Liquidtight ST™ Series Connectors with Plain Throat

For Liquidtight Flexible Metal Conduit

NEC/CEC — Listed for Ordinary Locations
NEC — Suitable for use in the following Hazardous Locations:
Class I, Division 2 per NEC 501.10(B)(4)
Class I, Zone 2 per NEC 505.15(C)(2)
Class II, Division 1 per NEC 502.10(A)(2)(2)

NEC — Suitable for use in the following Hazardous Locations:
Class II, Division 2 per NEC 502.10(B)(2)
Class III, Division 1 per NEC 503.10(A)(3)(2)
Class III, Division 2 per NEC 503.10(B)
Intrinsically Safe per NEC 504.20

Applications

- Provides a dependable connection for liquidtight flexible metal conduit.

Features

- Lightweight aluminum construction facilitates installation.
- Seals out oil, water, dust, dirt and fumes.
- High corrosion resistance.
- Unique long ferrule with more pronounced threads provides over four times UL pull-out requirements.
- Ferrule provides maximum surface contact for better sealing and a continuous, permanent, positive metal-to-metal ground.
- Liquidtight/raintight/oiltight/concretetight.
- Suitable for wet locations.
- Full, machined tapered threads (NPT).
- Compact design with small turning radius.

Standard Materials

- Copperfree (4/10 of 1% of copper or less) aluminum

NEC/CEC Certifications and Compliances

- UL Standard: 514B
- UL Listed: E-14814
- CSA Standard: C22.2 No. 18.3
- CSA Certified: 065178
- NEMA: FB-1

Straight



Trade Size (Inches)	STD Pipe Thread Size	Dimensions in Millimeters (Inches) A	B	C	Weight per 100 kg (lb)	Catalog Number
3/8 flex, 1/2 hub	1/2" - 14"	36.6 (1.44)	16.0 (0.63)	28.7 (1.13)	101.40 (4.80)	**ST-38AL**
1/2	1/2" - 14"	36.6 (1.44)	16.0 (0.63)	31.8 (1.25)	2.04 (4.50)	**ST-50AL**
3/4	3/4" - 14"	38.1 (1.50)	16.0 (0.63)	38.1 (1.50)	3.00 (6.60)	**ST-75AL**
1	1" - 11-1/2"	41.4 (1.63)	19.1 (0.75)	45.9 (1.81)	4.63 (10.20)	**ST-100AL**
1-1/4	1-1/4" - 11-1/2"	50.8 (2.00)	16.0 (0.63)	58.7 (2.31)	11.43 (25.20)	**ST-125AL**
1-1/2	1-1/2" - 11-1/2"	57.2 (2.25)	16.0 (0.63)	66.8 (2.63)	16.33 (36.00)	**ST-150AL**
2	2" - 11-1/2"	63.5 (2.50)	17.5 (0.69)	81.0 (3.19)	22.45 (49.50)	**ST-200AL**
2-1/2	2-1/2" - 8"	85.9 (3.38)	26.9 (1.06)	100.1 (3.94)	47.63 (105.00)	**ST-250AL**
3	3" - 8"	93.7 (3.69)	30.2 (1.19)	111.3 (4.38)	61.23 (135.00)	**ST-300AL**
4	4" - 8"	101.6 (4.00)	31.8 (1.25)	139.7 (5.50)	90.34 (199.20)	**ST-400AL**

90°



Trade Size (Inches)	Dimensions in Millimeters (Inches) B	C	E	F	Weight per 100 kg (lb)	Catalog Number
3/8 flex, 1/2 hub	16.0 (0.63)	28.7 (1.13)	38.1 (1.50)	31.8 (1.25)	3.08 (6.80)	**ST-9038AL**
1/2	16.0 (0.63)	31.8 (1.25)	38.1 (1.50)	31.8 (1.25)	3.13 (6.90)	**ST-9050AL**
3/4	16.0 (0.63)	38.1 (1.50)	39.6 (1.56)	36.6 (1.44)	5.31 (11.70)	**ST-9075AL**
1	19.1 (0.75)	45.9 (1.81)	47.8 (1.88)	35.1 (1.38)	8.44 (18.60)	**ST-90100AL**
1-1/4	16.0 (0.63)	58.7 (2.31)	60.5 (2.38)	45.9 (1.81)	5.51 (34.20)	**ST-90125AL**
1-1/2	16.0 (0.63)	66.8 (2.63)	81.0 (3.19)	61.9 (2.44)	6.54 (58.50)	**ST-90150AL**
2	17.5 (0.69)	81.0 (3.19)	90.4 (3.56)	66.8 (2.63)	9.46 (87.00)	**ST-90200AL**

© January 2024

Liquidtight STN Insulated Connectors for Liquidtight Flexible Metal Conduit

Straight and 90° for Liquidtight Flexible Metal Conduit Connections to Sheet Metal Enclosures.

NEC/CEC — Listed for Ordinary Locations
NEC — Suitable for use in the following Hazardous Locations:
- ***Class I, Division 2 per NEC 501.10(B)(4)***
- ***Class I, Zone 2 per NEC 505.15(C)(2)***
- ***Class II, Division 1 per NEC 502.10(A)(2)(2)***

NEC — Suitable for use in the following Hazardous Locations:
- ***Class II, Division 2 per NEC 502.10(B)(2)***
- ***Class III, Division 1 per NEC 503.10(A)(3)(2)***
- ***Class III, Division 2 per NEC 503.10(B)***
- ***Intrinsically Safe per NEC 504.20***

Applications

- For use with liquidtight flexible metal conduit in sheet metal enclosure installations.

Features

- Unique long ferrule with more pronounced threads provides over four times UL pull-out requirements.
- Ferrule provides maximum surface contact for better sealing and a continuous, permanent, positive metal-to-metal ground.
- Flame resistant, insulating insert recessed into hex-head wedge adapter protects against wire damage, without reduction in throat diameter.
- Space-saving hex-hub wedge adapter fits nearly flush against inside walls of enclosures, providing maximum wiring room.
- Liquidtight/raintight/oiltight/concretetight.
- Suitable for wet locations.

Standard Material/Finish

- 3/8" thru 1" straight: steel
- 1-1/4" thru 4" straight and 3/8" thru 1" 90°: malleable iron
- 3/8" thru 1" ferrule: steel; 1-1/4" thru 4" ferrule: aluminum
- Steel: zinc electroplate
- Malleable iron: zinc electroplate, chromate and epoxy powder coat/zinc electroplate

NEC/CEC Compliances and Certification

- UL Standard: 514B
- UL Listed: E-11853
- CSA Standard: C22.2 No. 18.3
- CSA Certified: 065178
- NEMA: FB-1



STN–38

STD Conduit Thread Size

Flexible Conduit Size (Inches)	NPT Size
3/8	1/2
1/2	1/2
3/4	3/4
1	1
1-1/4	1-1/4
1-1/2	1-1/2
2	2
2-1/2	2-1/2
3	3
4	4

Illustrated Dimensions

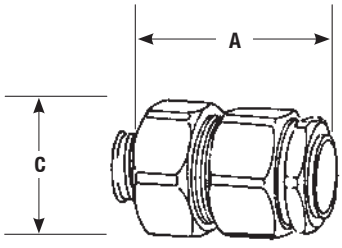

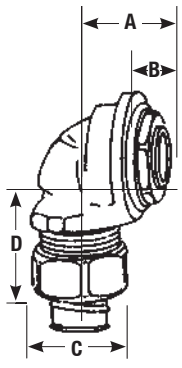

© January 2024

Liquidtight STN Insulated Connectors for Liquidtight Flexible Metal Conduit

Straight and 90° for Liquidtight Flexible Metal Conduit Connections to Sheet Metal Enclosures.

NEC/CEC — Listed for Ordinary Locations
NEC — Suitable for use in the following Hazardous Locations:
- ***Class I, Division 2 per NEC 501.10(B)(4)***
- ***Class I, Zone 2 per NEC 505.15(C)(2)***
- ***Class II, Division 1 per NEC 502.10(A)(2)(2)***

NEC — Suitable for use in the following Hazardous Locations:
- ***Class II, Division 2 per NEC 502.10(B)(2)***
- ***Class III, Division 1 per NEC 503.10(A)(3)(2)***
- ***Class III, Division 2 per NEC 503.10(B)***
- ***Intrinsically Safe per NEC 504.20***

Millimeters (Inches)											
		Dimensions				Hole Diameter		Wall Thickness			
	Size (Inches)	A	B	C	D	Min.	Max	Min.	Max	Weight per 100 kg (lb)	Catalog Number
Straight											
	3/8	35.6 (1.44)	—	28.7 (1.13)	—	22.4 (0.88)	23.9 (0.94) 24.6 (0.97)	1.5 (0.06) 2.3 (0.09)	2.0 (0.08) 6.4 (0.25)	8.16 (18.00)	**STN-38**
	1/2	35.6 (1.44)	—	31.8 (1.25)	—	22.4 (0.88)	23.9 (0.94) 24.6 (0.97)	1.5 (0.06) 2.3 (0.09)	2.0 (0.08) 6.4 (0.25)	9.07 (20.00)	**STN-50**
	3/4	39.6 (1.56)	—	38.1 (1.50)	—	27.7 (1.09)	29.5 (1.16) 31.0 (1.22)	1.5 (0.06) 2.3 (0.09)	2.0 (0.08) 6.4 (0.25)	13.61 (30.00)	**STN-75**
	1	44.5 (1.75)	—	45.9 (1.81)	—	34.0 (1.34)	35.8 (1.41) 37.3 (1.47)	1.5 (0.06) 2.3 (0.09)	2.0 (0.08) 6.4 (0.25)	18.51 (40.80)	**STN-100**
Straight											
	1-1/4	66.8 (2.63)	—	58.7 (2.31)	—	42.9 (1.69)	45.2 (1.78) 46.7 (1.84)	1.5 (0.06) 2.3 (0.09)	2.0 (0.08) 7.9 (0.31)	56.70 (125.00)	**STN-125**
	1-1/2	66.8 (2.63)	—	66.8 (2.63)	—	49.3 (1.94)	51.6 (2.03) 53.1 (2.09)	1.5 (0.06) 2.3 (0.09)	2.0 (0.08) 7.9 (0.31)	83.46 (184.00)	**STN-150**
	2	74.7 (2.94)	—	81.0 (3.19)	—	60.7 (2.39)	64.3 (2.53) 65.8 (2.59)	1.5 (0.06) 2.3 (0.09)	2.0 (0.08) 7.9 (0.31)	127.01 (280.00)	**STN-200**
	2-1/2	92.2 (3.63)	—	100.1 (3.94)	—	73.4 (2.89)	76.7 (3.02)	2.3 (0.09)	7.9 (0.31)	230.88 (509.00)	**STN-250**
	3	81.0 (3.19)	—	111.3 (4.38)	—	89.4 (3.52)	92.5 (3.64)	2.3 (0.09)	7.9 (0.31)	303.45 (669.00)	**STN-300**
	4	106.4 (4.19)	—	139.7 (5.50)	—	114.8 (4.52)	117.6 (4.63)	2.3 (0.09)	7.9 (0.31)	390.09 (860.00)	**STN-400**
90°											
	3/8	21.3 (0.84)	11.2 (0.44)	28.7 (1.13)	38.1 (1.50)	22.4 (0.88)	23.9 (0.94) 24.6 (0.97)	1.5 (0.06) 2.3 (0.09)	2.0 (0.08) 6.4 (0.25)	9.53 (21.00)	**STN-9038**
	1/2	21.3 (0.84)	11.2 (0.44)	31.8 (1.25)	38.1 (1.50)	22.4 (0.88)	23.9 (0.94) 24.6 (0.97)	1.5 (0.06) 2.3 (0.09)	2.0 (0.08) 6.4 (0.25)	13.61 (30.00)	**STN-9050**
	3/4	23.9 (0.94)	12.7 (0.5)	38.1 (1.50)	42.9 (1.69)	27.7 (1.09)	29.5 (1.16) 31.0 (1.22)	1.5 (0.06) 2.3 (0.09)	2.0 (0.08) 6.4 (0.25)	16.33 (36.00)	**STN-9075**
	1	27.9 (1.10)	17.5 (0.69)	45.9 (1.81)	47.8 (1.88)	34.0 (1.34)	35.8 (1.41) 37.3 (1.47)	1.5 (0.06) 2.3 (0.09)	2.0 (0.08) 6.4 (0.25)	36.29 (80.00)	**STN-90100**

© January 2024

Liquidtight Flexible Nonmetallic Conduit Connectors

Featuring "Floating Sleeve" Design.

NEC/CEC:
Listed for Ordinary Locations

Illustrated Dimensions

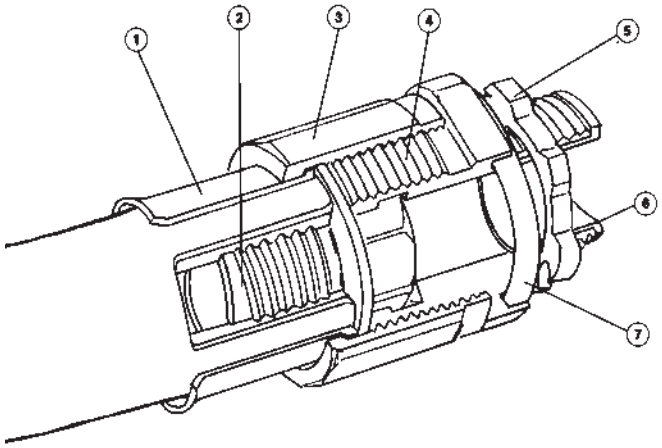

1. Floating sleeve self-aligns to minor conduit variations and protects seal from conduit flexing.
2. Nylon ferrule's deep-biting threads prevent pull-out.
3. Compression nut squeezes conduit tightly between sleeve and ferrule.
4. Connector body prevents conduit from twisting and binding.
5. Locknut bites in for vibration-proof connection.
6. Insulated throat protects conductor insulation.
7. "O" ring forms tight seal to metal surfaces.

Assembly Instructions

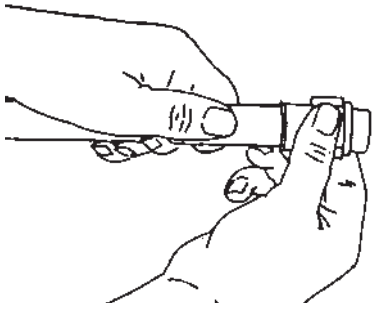

1. Slide compression nut with captive floating sleeve over end of Type A conduit (exposing about one inch of conduit). Sleeve self-aligns to compensate for minor conduit surface irregularities or non-uniform conduit wall thickness. Nut moves freely over sleeve, which doesn't rotate. Nut can't bind...conduit can't twist during assembly or disassembly.

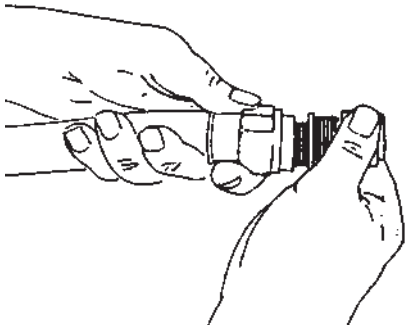

2. Use connector body as "wrench" to thread rugged nylon ferrule into inner wall of conduit. (The octagonal head of the ferrule mates precisely with the matching octagonal recess in the connector body.) The ferrule threads bite deeply into the conduit wall for a positive seal. Provides superior pull-out resistance.

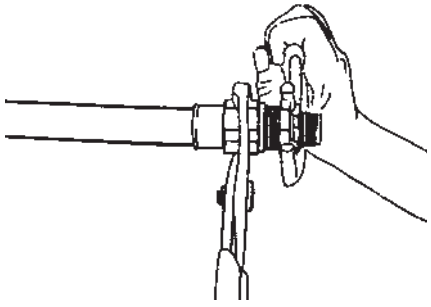

3. Wrench-tighten until nut contacts shoulder on body to complete assembly. This tightly compresses conduit between sleeve and ferrule for a positive liquidtight seal. When tightened, floating sleeve extends beyond compression nut to protect connection from strain of flexing.

© January 2024

Liquidtight STNM™ Type A Flexible Nonmetallic Conduit Connectors

NEC/CEC — Listed for Ordinary Locations
NEC — Suitable for use in the following Hazardous Locations:
Class I, Division 2 per NEC 501.10(B)(4)
Class I, Zone 2 per NEC 505.15(C)(2)
Class II, Division 1 per NEC 502.10(A)(2)(2)

NEC — Suitable for use in the following Hazardous Locations:
Class II, Division 2 per NEC 502.10(B)(2)
Class III, Division 1 per NEC 503.10(A)(3)(2)
Class III, Division 2 per NEC 503.10(B)
Intrinsically Safe per NEC 504.20

Applications

- STNM™ connectors with exclusive "floating sleeve" reduces installation time when connecting to Type A nonmetallic flexible conduit.

Features

- Eliminates common connection problems and assures a liquidtight, concretetight seal against oil, water, dirt and chemicals.
- The positive, pull out proof seal formed by a STNM™ connector begins with its deep-threaded ferrule that bites into the inner wall of the conduit.
- The sleeve separates the STNM™ series apart from ordinary connectors. The sleeve is held captive within a compression nut that allows it to move freely and self-align with the conduit having a slightly irregular surface or varying wall thickness.
- The nut rides only on the sleeve and not on the conduit. It cannot bend or twist the conduit, and thereby protects wiring. When fully tightened, the flared sleeve extends beyond the nut, providing additional protection from flexing.
- Ease of assembly and disassembly of STNM™ connectors permits make-up of harnesses in advance for fast, simple connections during production line assemblies.
- Available in straight and 90° styles from 3/8" thru 2". Insulated throats are standard on all connectors. Connectors are furnished with locknut and neoprene "O" ring for a liquidtight seal to JIC boxes.

Standard Material/Finish

- Body: zinc plated steel (1-1/4" - 2" malleable iron triple coat: zinc, chromate, epoxy powder coat)
- Compression nut: zinc plated steel (1-1/4" - 2" malleable iron triple coat: zinc, chromate, epoxy powder coat)
- Sleeve: zinc plated steel (all trade sizes)
- Ferrule: nylon
- Wire mesh: stainless steel
- "O" ring: neoprene

NEC/CEC Certifications and Compliances

- UL Standard: 514B
- UL Listed: E-11853
- CSA Standard: C22.2 No. 18
- CSA Certified: 065178

	Trade Size (Inches)	Dimensions in Millimeters (Inches) A	B	C	D	E	Weight per 100 kg (lb)	Catalog Number
Straight								
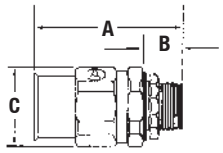	3/8	54.9 (2.16)	15.0 (0.59)	29.5 (1.16)	—	—	10.21 (22.50)	**STNM-38**
	1/2	65.8 (2.59)	15.0 (0.59)	33.3 (1.31)	—	—	14.65 (32.30)	**STNM-50**
	3/4	65.8 (2.59)	15.0 (0.59)	41.4 (1.63)	—	—	20.09 (44.30)	**STNM-75**
	1	73.2 (2.88)	18.3 (0.72)	49.3 (1.94)	—	—	29.03 (64.00)	**STNM-100**
	1-1/4	86.6 (3.41)	19.1 (0.75)	61.2 (2.41)	—	—	53.98 (119.00)	**STNM-125**
	1-1/2	87.4 (3.44)	19.1 (0.75)	70.6 (2.78)	—	—	23.04 (50.80)	**STNM-150**
	2	100.8 (3.97)	19.1 (0.75)	85.9 (3.38)	—	—	107.50 (237.00)	**STNM-200**
90°								
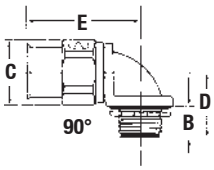	3/8	-	15.0 (0.59)	29.5 (1.16)	31.8 (1.25)	51.6 (2.03)	13.52 (29.80)	**STNM-9038**
	1/2	-	15.0 (0.59)	33.3 (1.31)	32.5 (1.28)	60.5 (2.38)	17.24 (38.00)	**STNM-9050**
	3/4	-	15.0 (0.59)	41.4 (1.63)	36.6 (1.44)	63.5 (2.50)	24.72 (54.50)	**STNM-9075**
	1	-	18.3 (0.72)	49.3 (1.94)	44.5 (1.75)	69.9 (2.75)	36.74 (81.00)	**STNM-90100**
	1-1/4	-	19.1 (0.75)	61.2 (2.41)	50.0 (1.97)	88.1 (3.47)	69.40 (153.00)	**STNM-90125**
	1-1/2	-	19.1 (0.75)	70.6 (2.78)	57.2 (2.25)	91.2 (3.59)	91.31 (201.30)	**STNM-90150**
	2	-	19.1 (0.75)	85.9 (3.38)	64.3 (2.53)	112.0 (4.41)	141.52 (312.00)	**STNM-90200**
Wire Mesh Strain Relief								
The STNM-SR Series with cap can be substituted for any related trade size STNM™ Series cap to convert it to a connector with a wire mesh strain relief.								
	3/8	—	—	—	—	—	2.45 (5.40)	**STNM-SR38**
	1/2	—	—	—	—	—	5.31 (11.70)	**STNM-SR50**
	3/4	—	—	—	—	—	7.30 (16.10)	**STNM-SR75**
	1	—	—	—	—	—	8.48 (18.70)	**STNM-SR100**
	1-1/4	—	—	—	—	—	9.71 (21.40)	**STNM-SR125**
	1-1/2	—	—	—	—	—	12.11 (26.70)	**STNM-SR150**
	2	—	—	—	—	—	14.56 (32.10)	**STNM-SR200**

Visit our website at **www.appleton.emerson.com** or contact us at **(800) 621-1506**.
© January 2024
EMERSON

Liquidtight Accessories

For Liquidtight Flexible Metal Conduit

NEC/CEC:
Listed for Ordinary Locations

Applications

- STG sealing gaskets: gaskets provide a positive seal between shoulder of connector and sheet metal enclosure.

Features

- STG sealing gaskets in sizes 1/4" and 3/8" are one piece elastomeric gaskets. Size 1/2" thru 2" have unique bonded gasket/retaining-ring assembly for easy installation. Sizes 2-1/2" thru 5" have separate gasket and retaining ring. 1/4" and 3/8" available in thermoplastic material.

	Trade Size (Inches)	Weight per 100 kg (lb)	Catalog Number
Steel Backed Neoprene Sealing Gasket Assembly ①③			
	1/4	0.45 (1.00)	**STG-25** ②
	1/2	0.45 (1.00)	**STG-38** ②
	1/2	0.45 (1.00)	**STG-50**
	3/4	0.45 (1.00)	**STG-75**
	1	0.64 (1.40)	**STG-100**
	1-1/4	1.63 (3.60)	**STG-125**
	1-1/2	2.72 (6.00)	**STG-150**
	2	2.72 (6.00)	**STG-200**
	2-1/2	4.31 (9.50)	**STG-250**
	3	5.44 (12.00)	**STG-300**
	3-1/2	6.35 (14.00)	**STG-350**
	4	6.80 (15.00)	**STG-400**
Patented Replacement Grounding Ferrule ③ *(for use in Appleton™ ST Series only)*			
Steel			
	3/8	0.91 (2.00)	**STF-38**
	1/2	0.91 (2.00)	**STF-50**
	3/4	1.36 (3.00)	**STF-75**
	1	3.63 (8.00)	**STF-100**
Aluminum			
	1-1/4	1.81 (4.00)	**STF-125**
	1-1/2	1.45 (3.20)	**STF-150**
	2	2.72 (6.00)	**STF-200**
	2-1/2	10.43 (23.00)	**STF-250**
	3	7.26 (16.00)	**STF-300**
	3-1/2	22.68 (50.00)	**STF-350**
	4	17.24 (38.00)	**STF-400**

① *Not for use with STN.*
② *Elastomer without steel backing.*
③ *Not UL Listed.*

Standard Material

- STG sealing gaskets: steel retaining ring, neoprene gasket, elastomeric gasket
- STF: 3/8" thru 1": steel; 1-1/4" thru 4": aluminum
- ST-SR: stainless steel

NEC/CEC Certifications and Compliances

- UL Standard: 514B
- UL Listed: E-14814
- CSA Standard: C22.2 No. 18.3
- CSA Certified: 065178 (STG Series)
- NEMA: FB-1

Wire Mesh Strain Relief
The ST-SR Series with cap can be substituted for any related trade size ST Series cap to convert it to a Liquidtight connector with wire mesh strain relief.



Trade Size (Inches)	Weight per 100 kg (lb)	Catalog Number
3/8	2.45 (5.40)	**ST-SR38**
1/2	4.85 (10.70)	**ST-SR50**
3/4	7.30 (16.10)	**ST-SR75**
1	8.48 (18.70)	**ST-SR100**
1-1/4	9.71 (21.40)	**ST-SR125**
1-1/2	12.11 (26.70)	**ST-SR150**
2	14.56 (32.10)	**ST-SR200**
2-1/2	26.67 (58.80)	**ST-SR250**
3	38.78 (85.50)	**ST-SR300**

Visit our website at **www.appleton.emerson.com** or contact us at **(800) 621-1506**.
© January 2024
EMERSON