Appleton®

DICOM INGENIEROS S.R.L.

Materiales eléctricos
Industriales

GUÍA DE
FICHAS TÉCNICAS

PRODUCTOS ELECTRICOS



MINERIA · ENERGIA · CONSTRUCCIÓN · HIDROCARBUROS · INDUSTRIA · TELECOMUNICACIONES · INFRAESTRUCTURA Y TRANSPORTE

Escanea el QR
Visita nuestro **Catálogo**

Siguenos en **nuestras redes**

+51 991 872 290

Beam Clamps, Straps, Clamps and Clamp Backs for Rigid Metal Conduit or IMC

CEC:
Listed for Ordinary Locations
Suitable for use in Hazardous Locations

Applications

- Beam clamp: provides support for conduit hanging systems.
- Two-Hole Straps: used to support rigid metal conduit and IMC.
- Clamp Backs: provide spacing from mounting surface when used with pipe clamps.

Material/Finish

- Beam clamps: malleable iron/hot dip galvanized
- Straps: steel/zinc electroplate

CEC Certifications and Compliances

- CSA Standard: C22.2 No. 18.4
- CSA Certified: 065178

Dimensions in Millimeters (Inches) A	B	C	D	E	Weight per 100 kg (lbs)	Appleton™ Catalog Number	Max Load kg (lbs)
Beam Clamps — Malleable Iron — Hot Dipped Galvanized							
41.4 (1.63)	25.4 (1.00)	22.4 (0.88)	23.9 (0.94)	1/4 - 20	9.98 (22.0)	**BH-500** ①	152.00 (335.00)
41.4 (1.63)	25.4 (1.00)	22.4 (0.88)	23.9 (0.94)	10 - 24	9.75 (21.5)	**BH-500-10** ①	152.00 (335.00)
46.0 (1.81)	38.1 (1.50)	28.7 (1.13)	23.9 (0.94)	5/16 - 18	20.41 (45.00)	**BH-501** ①	238.00 (525.00)
52.3 (2.06)	50.8 (2.00)	35.1 (1.38)	25.4 (1.00)	3/8 - 16	37.65 (83.00)	**BH-502** ①	340.00 (750.00)
57.2 (2.25)	66.8 (2.63)	42.9 (1.69)	28.7 (1.13)	1/2 - 13	68.95 (152.00)	**BH-503** ①	408.00 (900.00)



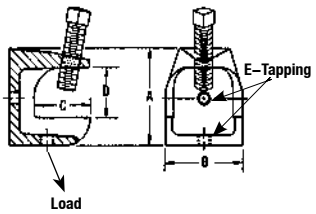

Trade Size (Inches)	Dimensions in Millimeters (Inches) A	B	C	Hole Diameter	Weight per 100 kg (lbs)	Appleton™ Catalog Number
2-Hole Straps — Steel/Zinc Electroplate						
1/4	31.8 (1.25)	16.0 (0.63)	16.0 (0.63)	4.8 (0.19)	0.73 (1.60)	**CF-250**
3/8	38.1 (1.50)	16.0 (0.63)	19.1 (0.75)	4.8 (0.19)	0.54 (1.20)	**CF-375**
1/2	40.4 (1.59)	16.0 (0.63)	23.1 (0.91)	4.8 (0.19)	0.64 (1.40)	**CF-500**
3/4	53.1 (2.09)	16.0 (0.63)	26.9 (1.06)	4.8 (0.19)	0.73 (1.60)	**CF-750**
1	62.0 (2.44)	19.1 (0.75)	35.1 (1.38)	4.8 (0.19)	1.59 (3.50)	**CF-100**
1-1/4	67.6 (2.66)	19.1 (0.75)	44.5 (1.75)	6.3 (0.25)	1.81 (4.00)	**CF-125**
1-1/2	91.2 (3.59)	25.4 (1.00)	50.8 (2.00)	6.3 (0.25)	4.08 (9.00)	**CF-150**
2	03.1 (4.06)	31.8 (1.25)	63.5 (2.50)	6.3 (0.25)	5.44 (12.00)	**CF-200**
2-1/2	11.3 (4.38)	25.4 (1.00)	71.4 (2.81)	6.9 (0.27)	2.59 (5.70)	**CF-250H**
3	27.0 (5.00)	25.4 (1.00)	85.9 (3.38)	6.9 (0.27)	3.63 (8.00)	**CF-300H**
3-1/2	58.8 (6.25)	25.4 (1.00)	98.6 (3.88)	8.4 (0.33)	3.95 (8.70)	**CF-350H**
4	77.8 (7.00)	31.8 (1.25)	111.3 (4.38)	7.1 (0.28)	4.26 (9.40)	**CF-400H**



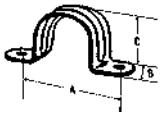

*PVC coating available. Add suffix -**PVC** to catalog number.*

© May 2022

Beam Clamps, Straps, Clamps and Clamp Backs for Rigid Metal Conduit or IMC

CEC:
Listed for Ordinary Locations
Suitable for use in Hazardous Locations

Trade Size (Inches)	Dimensions in Millimeters (Inches) A	B	C	Recommended Bolt Diameter D	Weight per 100 kg (lbs)	Catalog Number
One-Hole Clamps — Malleable Iron — Hot Dipped Galvanized						
1/2	25.4 (1.00)	19.1 (0.75)	16.0 (0.63)	6.4 (0.25)	2.72 (6.00)	**CL-50MN**
3/4	30.2 (1.19)	31.0 (1.22)	19.1 (0.75)	6.4 (0.25)	3.63 (8.00)	**CL-75MN**
1	35.1 (1.38)	38.1 (1.50)	22.4 (0.88)	6.4 (0.25)	6.35 (14.00)	**CL-100MN**
1-1/4	41.4 (1.63)	46.0 (1.81)	22.4 (0.88)	9.7 (0.38)	9.53 (21.00)	**CL-125MN**
1-1/2	46.0 (1.81)	54.1 (2.13)	23.9 (0.94)	9.7 (0.38)	12.25 (27.00)	**CL-150MN**
2	58.7 (2.31)	66.8 (2.63)	26.9 (1.06)	12.7 (0.50)	21.77 (48.00)	**CL-200MN**
2-1/2	65.0 (2.56)	76.2 (3.00)	33.3 (1.31)	12.7 (0.50)	32.21 (71.00)	**CL-250MN**
3	81.0 (3.19)	96.8 (3.81)	38.1 (1.50)	12.7 (0.50)	48.53 (107.00)	**CL-300MN**
4	95.3 (3.75)	127.0 (5.00)	49.3 (1.94)	16.0 (0.63)	120.66 (266.00)	**CL-400MN**
Clamp Backs — Malleable Iron — Hot Dipped Galvanized						
1/2	62.0 (2.44)	26.9 (1.06)	11.2 (0.44)	6.4 (0.25)	4.08 (9.00)	**CLB-50MN**
3/4	63.5 (2.50)	28.7 (1.13)	12.7 (0.50)	6.4 (0.25)	5.00 (11.00)	**CLB-75MN**
1	81.0 (3.19)	33.3 (1.31)	14.2 (0.56)	6.4 (0.25)	8.16 (18.00)	**CLB-100MN**
1-1/4	93.7 (3.69)	36.6 (1.44)	19.1 (0.75)	9.7 (0.38)	10.89 (24.00)	**CLB-125MN**
1-1/2	100.1 (3.94)	39.6 (1.56)	20.6 (0.81)	9.7 (0.38)	14.51 (32.00)	**CLB-150MN**
2	130.3 (5.13)	50.8 (2.00)	19.1 (0.75)	12.7 (0.50)	24.49 (54.00)	**CLB-200MN**
2-1/2	146.1 (5.75)	63.5 (2.50)	19.1 (0.75)	12.7 (0.50)	32.21 (71.00)	**CLB-250MN**
3	181.1 (7.13)	71.4 (2.81)	20.6 (0.81)	12.7 (0.50)	47.17 (104.00)	**CLB-300MN**



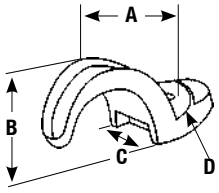



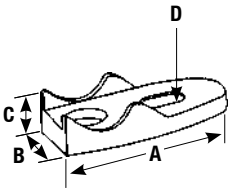

© May 2022

Beam Clamps, Straps, Clamps and Clamp Backs for Rigid Metal Conduit or IMC

CEC:
Listed for Ordinary Locations
Suitable for use in Hazardous Locations

Trade Size (Inches)	Dimensions in Millimeters (Inches) A	B	C	Hole Diameter	Weight per 100 kg (lbs)	Catalog Number
Combination Clamp and Clamp Backs — Steel/Zinc Electroplate						
1/4	16.0 (0.63)	11.9 (0.47)	15.0 (0.59)	6.3 (0.25)	0.77 (1.70)	**CL-25**
3/8	20.6 (0.81)	16.0 (0.63)	17.5 (0.69)	7.1 (0.28)	1.18 (2.60)	**CL-38**
1/2	25.4 (1.00)	19.1 (0.75)	23.9 (0.94)	7.1 (0.28)	2.27 (5.00)	**CL-50**
3/4	29.5 (1.16)	19.1 (0.75)	28.7 (1.13)	7.1 (0.28)	2.68 (5.90)	**CL-75**
1	34.0 (1.34)	22.4 (0.88)	36.6 (1.44)	8.6 (0.34)	5.53 (12.20)	**CL-100**
1-1/4	42.9 (1.69)	25.4 (1.00)	45.2 (1.78)	10.4 (0.41)	8.62 (19.00)	**CL-125**
1-1/2	49.3 (1.94)	28.7 (1.13)	50.8 (2.00)	10.4 (0.41)	11.34 (25.00)	**CL-150**
2	59.4 (2.34)	30.2 (1.19)	64.3 (2.53)	11.9 (0.47)	17.24 (38.00)	**CL-200**
2-1/2	71.4 (2.81)	31.8 (1.25)	77.0 (3.03)	14.2 (0.56)	34.47 (76.00)	**CL-250**
3	84.1 (3.31)	31.8 (1.25)	93.0 (3.66)	14.2 (0.56)	42.18 (93.00)	**CL-300**
3-1/2	87.4 (3.44)	38.1 (1.50)	105.7 (4.16)	17.5 (0.69)	55.79 (123.00)	**CL-350**
4	96.0 (3.78)	38.1 (1.50)	118.4 (4.66)	17.5 (0.69)	63.50 (140.00)	**CL-400**
Clamp Backs — Steel — Can be used with EMT						
1/2	52.3 (2.06)	22.4 (0.88)	6.4 (0.25)	-	2.27 (5.00)	**CLB-50**
3/4	63.5 (2.50)	25.4 (1.00)	6.4 (0.25)	-	3.18 (7.00)	**CLB-75**
1	68.3 (2.69)	28.7 (1.13)	6.4 (0.25)	-	3.90 (8.60)	**CLB-100**



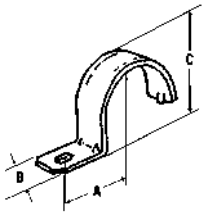



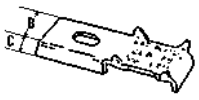

© May 2022