Appleton®

DICOM INGENIEROS S.R.L.

Materiales eléctricos
Industriales

GUÍA DE
FICHAS TÉCNICAS

PRODUCTOS ELECTRICOS



MINERIA · ENERGIA · CONSTRUCCIÓN · HIDROCARBUROS · INDUSTRIA · TELECOMUNICACIONES · INFRAESTRUCTURA Y TRANSPORTE

Escanea el QR
Visita nuestro **Catálogo**

Siguenos en **nuestras redes**

+51 991 872 290

UNY, UNF, and UNL Unions

Explosionproof, Dust-Ignitionproof

For Use with Threaded Rigid Metal Conduit and IMC.

NEC/CEC: Class I, Division 1 and 2, Groups A, B, C, D | Class II, Division 1 and 2, Groups E, F, G | Class III





Applications

- UNY and UNF unions are used for joining conduit and connecting conduit to enclosures. Facilitates modifications, permits removal of enclosures without turning or removal of conduit.
- Expansion unions compensate for expansion and contraction of conduit.

Features

- Explosionproof, dust-ignitionproof.
- Smooth, rounded integral bushing in each hub protects conductor insulation.
- Accurately tapped, tapered threads for tight, rigid joints and ground continuity.
- Non-expansion unions
  - — Concentric ring interlocked design of 1/2", 3/4" and 1" sizes makes possible smaller diameter, allowing use in tighter spaces.
  - — Concretetight
- Expansion unions
  - — One-piece design eliminates need for disassembly during installation.
  - — Telescoping cylinder within cylinder design permits expansion or contraction.
  - — Standard or long types available.
  - — Small external diameters—excellent in restricted areas in wiring of pumps, motors, and other equipment.
  - — Internal phosphor bronze "bonding jumper" ring assures positive ground between telescoping cylinders.

Standard Materials

- UNY and UNF (non-expansion) unions:
  - — 1/2" thru 1": steel or aluminum
  - — 1-1/4" thru 6": ductile iron or copperfree (4/10 of 1% max.) aluminum
- UNY and UNF expansion unions: steel
- UNL unions: ductile iron and steel

Standard Finishes

- Ductile iron products: triplecoat — (1) zinc electroplate, (2) chromate and (3) epoxy powder coat
- Steel products: zinc electroplate
- Aluminum products: 1/2" thru 1" — natural aluminum; 1-1/4" thru 6"— natural aluminum and epoxy powder coat

Options

- Stainless steel UNF/UNY available 1/2", 3/4", and 1". Add suffix **-SS** to catalog number.

NEC/CEC Certifications and Compliances

- UL Standard: 886 (1203)
- UL Listed: E34997
- CSA Standard: C22.2 No. 25, C22.2 No. 30
- CSA Certified: 065181

UNY, UNF, and UNL Unions

Explosionproof, Dust-Ignitionproof

UNILETS™ for Use with Threaded Rigid Metal Conduit and IMC.

NEC/CEC: Class I, Division 1 and 2, Groups A◇, B◆, C, D | Class II, Division 1 and 2, Groups E, F, G | Class III

	Size (Inches)	Millimeters (Inches) A	B	Catalog Number Steel (1/2" to 1")	Ductile (1-1/4" to 6")	Aluminum (1/2" to 4")
UNY Unions — For connecting conduit to enclosure						
	Male/Female (Nipple Not Removable)					
 **1/2" — 1"**	1/2	54.4 (2.15)	37.3 (1.47)	**UNY50NR** ◇	—	**UNY50NRA** ◇
	3/4-1/2	54.8 (2.16)	37.3 (1.47)	**UNY7550NR** ◇	—	**UNY7550NRA** ◇
	3/4	54.8 (2.16)	44.5 (1.75)	**UNY75NR** ◇	—	**UNY75NRA** ◇
	1	66.7 (2.62)	50.8 (2.00)	**UNY100NR** ◇	—	**UNY100NRA** ◇
	Male/Female (Removable Male Nipple)					
 **1-1/4" — 4"**	1-1/4	79.4 (3.13)	71.4 (2.81)	—	**UNY125NR** ◆	**UNY125NRA** ◆
	1-1/2	82.6 (3.25)	77.8 (3.06)	—	**UNY150NR** ◆	**UNY150NRA** ◆
	2	92.1 (3.63)	94.5 (3.72)	—	**UNY200NR** ◆	**UNY200NRA** ◆
	2-1/2	122.2 (4.81)	123.8 (4.88)	—	**UNY250R** ◆	**UNY250RA** ◆
	3	122.2 (4.81)	136.5 (5.38)	—	**UNY300R** ◆	**UNY300RA** ◆
 **5" — 6"**	3-1/2	125.4 (4.94)	149.2 (5.88)	—	**UNY350R** ◆	**UNY350RA** ◆
	4	130.2 (5.13)	163.5 (6.44)	—	**UNY400R** ◆	**UNY400RA** ◆
	5	142.9 (5.63)	212.7 (8.33)	—	**UNY500R**	—
	6	146.1 (5.75)	244.5 (9.63)	—	**UNY600R**	—
UNF Female Unions — For connecting conduit to conduit						
	1/2	37.3 (1.47)	37.3 (1.47)	**UNF50NR** ◇	—	**UNF50NRA** ◇
 **1/2" — 1"**	3/4-1/2 ①	37.3 (1.47)	37.3 (1.47)	**UNF7550NR** ◇	—	**UNF7550NRA** ◇
	3/4	37.3 (1.47)	44.5 (1.75)	**UNF75NR** ◇	—	**UNF75NRA** ◇
	1	43.7 (1.72)	50.8 (2.00)	**UNF100NR** ◇	—	**UNF100NRA** ◇
	1-1/4	55.6 (2.19)	71.4 (2.81)	—	**UNF125NR** ◆	**UNF125NRA** ◆
 **1-1/4" — 4"**	1-1/2	55.6 (2.19)	77.8 (3.06)	—	**UNF150NR** ◆	**UNF150NRA** ◆
	2	58.7 (2.31)	94.5 (3.72)	—	**UNF200NR** ◆	**UNF200NRA** ◆
	2-1/2	85.7 (3.38)	123.8 (4.88)	—	**UNF250R** ◆	**UNF250RA** ◆
	3	85.7 (3.38)	136.5 (5.38)	—	**UNF300R** ◆	**UNF300RA** ◆
 **5" — 6"**	3-1/2	85.7 (3.38)	149.2 (5.88)	—	**UNF350R** ◆	**UNF350RA** ◆
	4	88.9 (3.50)	163.5 (6.44)	—	**UNF400R** ◆	**UNF400RA** ◆
	5	98.4 (3.88)	212.7 (8.38)	—	**UNF500R**	—
	6	101.6 (4.00)	244.5 (9.63)	—	**UNF600R**	—

Dimensions in Millimeters (Inches)

	Size (Inches) Male	Female	Millimeters (Inches) A	B	C	Catalog Number Ductile
UNL 90° Elbow Unions — For connecting conduit to enclosure						
	1/2	1/2	62.7 (2.47)	35.1 (1.38)	52.3 (2.06)	**UNL50N** ◇
	1/2	3/4 ①	62.7 (2.47)	41.4 (1.63)	52.3 (2.06)	**UNL5075N** ◇
	3/4	1/2 ①	50.8 (2.00)	35.1 (1.38)	47.6 (1.88)	**UNL7550N** ◇
	3/4	3/4	50.8 (2.00)	41.4 (1.63)	47.6 (1.88)	**UNL75N** ◇

① *Male end given first*

◇ *Indicates items in the shaded area which are UL Listed for Class I, Groups A, B, C, D; Class II, Groups E, F, G; and Class III.*

◆ *Indicates items are UL Listed for Class I, Groups B, C, D; Class II, Groups E, F, G; and Class III.*

UNY and UNF Expansion Unions

Explosionproof, Dust-Ignitionproof

UNILETS™ for Use with Threaded Rigid Metal Conduit and IMC.

NEC/CEC: Class I, Division 1 and 2, Groups C, D | Class II, Division 1 and 2, Groups E, F, G | Class III

	Size (Inches)	Catalog Number Steel
	**UNY Male Unions— Standard — For connecting conduit to enclosure**	
	1/2	**UNY50**
	3/4	**UNY75**
	1	**UNY100**
	**UNYL Male Unions— Long — For connecting conduit to enclosure**	
	1/2	**UNYL50**
	3/4	**UNYL75**
	1	**UNYL100**
	**UNF Female Unions— Standard — For connecting conduit to conduit**	
	1/2	**UNF50**
	3/4	**UNF75**
	1	**UNF100**
	**UNFL Female Unions— Long — For connecting conduit to conduit**	
	1/2	**UNFL50**
	3/4	**UNFL75**
	1	**UNFL100**

Dimensions in Millimeters (Inches)

Catalog Number	Size (Inches)	A	B (Overall Length at Max. Expansion)	C	D (Maximum Expansion)
UNY50	1/2	30.2 (1.19)	78.9 (3.88)	58.7 (2.31)	12.7 (0.50)
UNY75	3/4	36.5 (1.44)	83.3 (3.28)	61.9 (2.44)	13.5 (0.53)
UNY100	1	44.5 (1.75)	93.2 (3.67)	68.3 (2.69)	16.7 (0.66)
UNYL50	1/2	30.2 (1.19)	104.4 (4.11)	84.1 (3.31)	25.4 (1.00)
UNYL75	3/4	36.5 (1.44)	108.7 (4.28)	87.3 (3.44)	27.8 (1.09)
UNYL100	1	44.5 (1.75)	126.5 (4.98)	101.6 (4.00)	34.1 (1.34)
UNF50	1/2	30.2 (1.19)	74.6 (2.94)	—	12.7 (0.50)
UNF75	3/4	36.5 (1.44)	77.8 (3.06)	—	13.5 (0.53)
UNF100	1	44.5 (1.75)	85.7 (3.38)	—	16.7 (0.66)
UNFL50	1/2	30.2 (1.19)	100.0 (3.94)	—	25.4 (1.00)
UNFL75	3/4	36.5 (1.44)	104.8 (4.13)	—	27.8 (1.09)
UNFL100	1	44.5 (1.75)	120.7 (4.75)	—	34.1 (1.34)