Appleton®

DICOM INGENIEROS S.R.L.

Materiales eléctricos
Industriales

GUÍA DE
FICHAS TÉCNICAS

PRODUCTOS ELECTRICOS



MINERIA · ENERGIA · CONSTRUCCIÓN · HIDROCARBUROS · INDUSTRIA · TELECOMUNICACIONES · INFRAESTRUCTURA Y TRANSPORTE

Escanea el QR
Visita nuestro **Catálogo**

Siguenos en **nuestras redes**

+51 991 872 290

Industrial Areamaster™ Generation 2 and High Lumen LED Series Luminaires

Floodlight

Ordinary Locations

NEC/CEC/NOM: Type 3R, 4, 4X | IP66/67 | Marine outside type (salt water) for USA Only | Wet locations
IECEE CB: IK08 | IP66
Markings: CE | UKCA
Notable: American Bureau of Shipping (ABS) Certified | 10G Vibration

Applications

- Powerful, efficient, weatherproof lighting fixtures suitable for use in a wide range of industrial areas, for example:
  - — Steel Production Plants
  - — Power Generation Facilities
  - — Foundries
  - — Cement, Stone and Sand Plants
  - — Pulp and Paper Mills
  - — Ship Building and Shipping Ports
  - — Storage Areas
  - — Security Lighting
  - — Hydrogen and Biofuels plants
  - — LNG (Liquid Natural Gas) plants
  - — Other areas where corrosive, wet, dirty and tough environments are a problem
- IP66/IP67, Type 4X, marine and wet locations.
- Locations requiring dependable, consistent lighting in extreme hot/cold temperature environments:
  - — Ambient temperature range: -40 °C to +65 °C (-40 °F to +149 °F).
  - — For high lumen IAMLHL3 output: -40 °C to +55 °C (-40 °F to +131 °F).

Features

- Six lumen outputs provide up to 38,000 lumens.

Nominal Lumens ①	HID Equivalent	Model Number
9,500	175W-250W	IAMLGL6
15,000	250W-400W	IAMLGL7
19,500	400W-750W	IAMLGL8
24,000	1000W	IAMLHL1
30,000	1000-1500W	IAMLHL2
38,000	1500W	IAMLHL3

- Choice of optics for optimal light distribution in a variety of applications.
- Separate field wiring compartment with screw terminal block for easy and secure connection can accept 0.14 - 6 mm² (26 - 10 AWG) wire.
- Wiring compartment has two 3/4" NPT entries in bottom and one 3/4" NPT entry on top. Optional M20 metric adapters available.
- High Bay mounting achieved by using 3/4" NPT threaded non-penetrating blind hold centered in top of luminaire with integral set screw. Wire via wiring compartment.
- Yoke bracket is designed to accommodate traditional Areamaster brackets and slipfitters for easy retrofit. Optional stainless steel yoke bracket is available.
- Choice of color temperature (CCT): 5000K (70 CRI) cool white, 4000K (80 CRI) neutral white, or 3000K (80 CRI) warm white.
- Reported L70 is > 60,000 hours @ +65°C (+149 °F).
- Rugged and compact housing with superior thermal design translates to long luminaire life.
- Heavy duty, high temperature silicone rubber gaskets.
- Thermal shock and impact resistant clear or frosted glass lens.
- Standard 6 kV/3 kA surge protection. Optional 10 kV/5 kA additional surge protection available.
- Captive fasteners secure one piece lens.
- Field replaceable LED driver and lens cover.
- Photometric data and electronic drawings available upon request.
- 5 year standard warranty. 10 year limited warranty for select part number configurations.

Options

- Improved safety cable design with multiple retention points, *purchase separately*.



IAMLG **IAMLH**

- Guard and visor available, *purchase separately*.
- Slip-fitters and mounting brackets available for easy pole or wall mounting.
- Stainless steel yoke bracket.
- 10 kV/5 kA Surge Protection.

Standard Materials

- Housing and lens cover: copperfree (4/10 of 1% max.) aluminum
- Gaskets: silicone rubber
- Yoke: zinc plated steel
- Bolts: stainless steel
- Close up plugs: (2) aluminum provided
- Guard and safety cable: stainless steel
- Visor: Aluminum

Standard Finishes

- Housing, lens cover, visor and yoke mount: architectural bronze polyester

NEC/CEC Certifications and Compliances

- UL Standards: UL1598; UL1598A; UL 8750
- CSA Standards: CSA C22.2 No. 250.0
- cCSAus 164460 Certificate Number: IAMLG – 70073607, IAMLH – 70073608
- cETLus 104364566CHI
- Vibration Rating: 10G, 10 hours, 3 axis at first mode resonant frequency

NOM: Norma Oficial Mexicana

- NOM-003-SCFI-2014 (NMX-J-307-ANCE-2017)
- NOM Certificate: ULM-NOM-09900

IECEE CB Certificates and Compliances

- IEC 60598-1, IEC 60598-2-1, and IEC 60598-2-5
- IECEE CB Certificates: CB 164460-80075815 and CB 164460-80075818
- Index of Protection according EN/IEC 60529: IP66
- Impact Resistance (shock): IK08
- Photobiological Safety, IEC 62778 and IEC 62471: Risk Group 1 (RG1)

CE and UKCA Marking

- Safety: EN 60598-1, EN 60598-2-1, and EN 60598-2-5
- EMC: EN 61547, 61000-6-2, 61000-6-4, 61000-3-2; CISPR 15

ABS Certifications

- IAMLG: 18-HS1714271-PDA
- IAMLH: 18-HS1714275-PDA

DesignLights™ Consortium

- Check DLC QPL for current list of products.

Related Products

- Areamaster Generation 2 and High Lumen LED Luminaires
- Round Tapered Steel Poles
- Hinged Steel Poles
- Square Tapered Steel Poles
- Square Steel Poles
- Floodlight Mounting Brackets

① Nominal lumen value for 5000K, NEMA 7x7, with clear glass. Detailed lumen information provided in tables.

Industrial Areamaster™ Generation 2 and High Lumen LED Series Luminaires

Floodlight

Ordinary Locations

NEC/CEC/NOM: Type 3R, 4, 4X | IP66/67 | Marine outside type (salt water) for USA Only | Wet locations
IECEE CB: IK08 | IP66
Markings: CE | UKCA
Notable: American Bureau of Shipping (ABS) Certified | 10G Vibration

Illustrated Features

Light Where You Need It

Choose from **3 color temperatures** and a **variety of secondary optics** to put light where your application needs it most. Unsure of which optic is best for your job? Contact your sales representative to get a free 3D Dialux simulation.

The Right Beam Pattern for Your Application

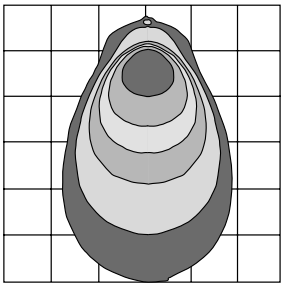

NEMA 3x3 – Very Narrow, spot type forward intensity focus. Enables highest mounting heights (30 m / 100 ft +) while maintaining delivered light on surface (footcandles/lux).

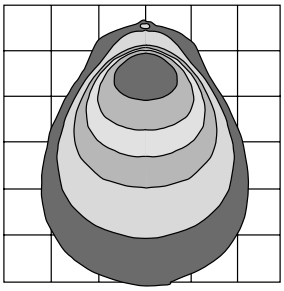

NEMA 5x5 – Narrow, spot type forward intensity focus. Enables higher mounting heights (15 m / 50 ft +) while maintaining delivered light on surface (footcandles/lux).

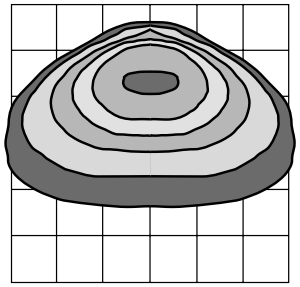

NEMA 7x6 – Mimics traditional HID light distribution. Light intensity is directed forward and side-to-side to maximize spacing between luminaires.

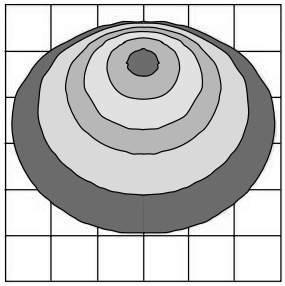

NEMA 7x7 – Uniform light spread, perfect for most typical flood lighting applications.

Robust Design



Front-Facing Wiring Compartment:
Gasketed front wiring compartment with screw terminal block, and captive screws offers unmatchable installation ease and convenience.



Replaceable Drivers:
Easy to access, field replaceable drivers extend the useful life of your luminaire up to 200,000 hours or more.



Visor and Guard:
Comply with light pollution regulations or control light spread with a visor. Protect the lens with a guard.



High Bay Mount:
Use 3/4" NPT threaded non-penetrating blind hold centered in top of luminaire with integral set screw. Wire via wiring compartment.

Industrial Areamaster™ Generation 2 and High Lumen LED Series Luminaires

Floodlight

Ordinary Locations

NEC/CEC/NOM: Type 3R, 4, 4X | IP66/67 | Marine outside type (salt water) for USA Only | Wet locations
IECEE CB: IK08 | IP66
Markings: CE | UKCA
Notable: American Bureau of Shipping (ABS) Certified | 10G Vibration

Order Using Catalog Numbering Guide — Industrial Areamaster™ Generation 2 Series Luminaires — Low Lumen Model

IAMLG	L7	C	G	7	BU	S
Series Prefix: IAMLG: Industrial Areamaster Generation 2 LED	Lumen Level: ① L6 - 9K L7 - 15K L8 - 19K	Color Temp CCT: C - 5000K (70 CRI) N - 4000K (80 CRI) W - 3000K (80 CRI)	Diffusion: G - Clear Glass F - Frosted Glass D - Diffused Polycarbonate	Beam Spread: 6 - NEMA 7x7 (non-optic) 7 - NEMA 7x6	Voltage: BU - 120-277 Vac, 50/60 Hz,125-300 Vdc BH - 347-480 Vac, 50/60 Hz	Options: F - Fusing ② S - 10 kV Surge Protection M - M20 Metric Cable Entry Adapters

Order Using Catalog Numbering Guide — Industrial Areamaster™ Generation 2 Series Luminaires — High Lumen Model

IAMLH	L1	C	G	7	BU	S
Series Prefix: IAMLH: Industrial Areamaster Generation 2 HL LED	Lumen Level: ① L1 - 24K L2 - 30K L3 - 38K	Color Temp CCT: C - 5000K (70 CRI) N - 4000K (80 CRI) W - 3000K (80 CRI)	Diffusion: G - Clear Glass F - Frosted Glass	Beam Spread: 3 - NEMA 3x3 5 - NEMA 5x5 6 - NEMA 7x7 (non-optic) 7 - NEMA 7x6	Voltage: BU - 120-277 Vac, 50/60 Hz,125-300 Vdc BH - 347-480 Vac, 50/60 Hz	Options: F - Fusing ② S - 10 kV Surge Protection M - M20 Metric Cable Entry Adapters

① All lumen values are typical (tolerance +/- 10%)
② Use of fuse voids Marine rating.

Industrial Areamaster™ Generation 2 and High Lumen LED Series Luminaires

Floodlight

Ordinary Locations

NEC/CEC/NOM: Type 3R, 4, 4X | IP66/67 | Marine outside type (salt water) for USA Only | Wet locations
IECEE CB: IK08 | IP66
Markings: CE | UKCA
Notable: American Bureau of Shipping (ABS) Certified | 10G Vibration

Lumen Output (Efficacy) — Low Lumen Model ①

Model	HID Equivalency	Light Distribution Pattern	CCT (Correlated Color Temperature)	CRI (Color Rendering Index)	Lumen Output	Efficacy (lm/W)	CCT	CRI	Lumen Output	Efficacy (lm/W)	CCT	CRI	Lumen Output	Efficacy (lm/W)
Clear Glass														
IAMLGL6	175-250W	NEMA 7x6	3000K	80	7,350	105	4000K	80	8,500	121	5000K	70	9,500	136
		NEMA 7x7	3000K	80	7,650	109	4000K	80	9,000	129	5000K	70	9,900	141
IAMLGL7	250-400W	NEMA 7x6	3000K	80	11,000	99	4000K	80	12,950	117	5000K	70	14,500	131
		NEMA 7x7	3000K	80	11,500	104	4000K	80	13,650	123	5000K	70	15,000	135
IAMLGL8	400-750W	NEMA 7x6	3000K	80	14,500	95	4000K	80	16,550	109	5000K	70	18,500	122
		NEMA 7x7	3000K	80	15,000	99	4000K	80	17,550	115	5000K	70	19,500	128
Frosted Glass														
IAMLGL6	175-250W	NEMA 7x6	3000K	80	6,200	89	4000K	80	7,200	103	5000K	70	7,900	113
		NEMA 7x7	3000K	80	6,400	91	4000K	80	7,500	107	5000K	70	8,300	119
IAMLGL7	250-400W	NEMA 7x6	3000K	80	9,400	85	4000K	80	10,950	99	5000K	70	12,000	108
		NEMA 7x7	3000K	80	9,700	87	4000K	80	11,350	102	5000K	70	12,500	113
IAMLGL8	400-750W	NEMA 7x6	3000K	80	12,000	79	4000K	80	14,000	92	5000K	70	15,550	102
		NEMA 7x7	3000K	80	12,500	82	4000K	80	14,500	95	5000K	70	16,550	109
Diffused Polycarbonate														
IAMLGL6	175-250W	NEMA 7x6	3000K	80	5,950	85	4000K	80	6,950	99	5000K	70	7,700	110
		NEMA 7x7	3000K	80	6,250	89	4000K	80	7,300	104	5000K	70	8,050	115
IAMLGL7	250-400W	NEMA 7x6	3000K	80	9,000	81	4000K	80	10,550	95	5000K	70	11,700	105
		NEMA 7x7	3000K	80	9,450	85	4000K	80	11,000	99	5000K	70	12,200	110
IAMLGL8	400-750W	NEMA 7x6	3000K	80	11,500	76	4000K	80	13,500	89	5000K	70	15,000	99
		NEMA 7x7	3000K	80	12,100	80	4000K	80	14,150	93	5000K	70	15,650	103

① All lumen values are typical (tolerance +/-10%).

Industrial Areamaster™ Generation 2 and High Lumen LED Series Luminaires

Floodlight

Ordinary Locations

NEC/CEC/NOM: Type 3R, 4, 4X | IP66/67 | Marine outside type (salt water) for USA Only | Wet locations
IECEE CB: IK08 | IP66
Markings: CE | UKCA
Notable: American Bureau of Shipping (ABS) Certified | 10G Vibration

Lumen Output (Efficacy) — High Lumen Model ①

Model	HID Equivalency	Light Distribution Pattern	CCT (Correlated Color Temperature)	CRI (Color Rendering Index)	Lumen Output	Efficacy (lm/W)	CCT	CRI	Lumen Output	Efficacy (lm/W)	CCT	CRI	Lumen Output	Efficacy (lm/W)
Clear Glass														
IAMLHL1	1000W	NEMA 3x3	3000K	80	19,350	109	4000K	80	20,250	114	5000K	70	22,750	128
		NEMA 5x5	3000K	80	20,850	117	4000K	80	21,900	123	5000K	70	25,000	140
		NEMA 7x6	3000K	80	19,000	107	4000K	80	20,500	115	5000K	70	23,000	129
		NEMA 7x7	3000K	80	20,100	113	4000K	80	21,300	120	5000K	70	24,250	136
IAMLHL2	1000-1500W	NEMA 3x3	3000K	80	23,450	106	4000K	80	24,600	111	5000K	70	27,500	124
		NEMA 5x5	3000K	80	25,500	115	4000K	80	26,700	120	5000K	70	30,000	135
		NEMA 7x6	3000K	80	23,200	105	4000K	80	25,000	113	5000K	70	27,950	126
		NEMA 7x7	3000K	80	24,650	111	4000K	80	26,100	118	5000K	70	29,750	134
IAMLHL3	1500W	NEMA 3x3	3000K	80	29,500	99	4000K	80	30,950	104	5000K	70	34,750	117
		NEMA 5x5	3000K	80	32,000	107	4000K	80	33,600	113	5000K	70	37,500	126
		NEMA 7x6	3000K	80	29,300	98	4000K	80	31,500	106	5000K	70	35,350	119
		NEMA 7x7	3000K	80	31,000	104	4000K	80	32,800	110	5000K	70	37,400	126
Frosted Glass														
IAMLHL1	1000W	NEMA 3x3	3000K	80	17,200	97	4000K	80	17,950	101	5000K	70	20,000	112
		NEMA 5x5	3000K	80	18,600	104	4000K	80	19,350	109	5000K	70	21,550	121
		NEMA 7x6	3000K	80	16,150	91	4000K	80	17,300	97	5000K	70	19,500	110
		NEMA 7x7	3000K	80	16,850	95	4000K	80	18,000	101	5000K	70	20,500	115
IAMLHL2	1000-1500W	NEMA 3x3	3000K	80	21,000	95	4000K	80	21,950	99	5000K	70	24,750	111
		NEMA 5x5	3000K	80	22,650	102	4000K	80	23,600	106	5000K	70	26,000	117
		NEMA 7x6	3000K	80	19,600	88	4000K	80	21,000	95	5000K	70	23,700	107
		NEMA 7x7	3000K	80	20,550	93	4000K	80	21,950	99	5000K	70	25,000	113
IAMLHL3	1500W	NEMA 3x3	3000K	80	26,400	89	4000K	80	27,500	92	5000K	70	31,000	104
		NEMA 5x5	3000K	80	28,600	96	4000K	80	29,750	100	5000K	70	33,500	112
		NEMA 7x6	3000K	80	24,750	83	4000K	80	26,550	89	5000K	70	29,950	101
		NEMA 7x7	3000K	80	26,000	87	4000K	80	27,700	93	5000K	70	31,500	106

① All lumen values are typical (tolerance +/-10%).

Industrial Areamaster™ Generation 2 and High Lumen LED Series Luminaires

Floodlight

Ordinary Locations

NEC/CEC/NOM: Type 3R, 4, 4X | IP66/67 | Marine outside type (salt water) for USA Only | Wet locations
IECEE CB: IK08 | IP66
Markings: CE | UKCA
Notable: American Bureau of Shipping (ABS) Certified | 10G Vibration

Electrical Specifications ①

Model	Voltage	Input Power (Watts)	Input Current (Amps)	Power Factor (PF)	Total Harmonic Distortion (THD)
Low Lumen Model					
IAMLGL6	120 Vac	73	0.62	>.9	<20%
	277 Vac	71	0.27		
	125 Vdc	69	0.55	N/A	N/A
	300 Vdc	68	0.23		
	347 Vac	71	0.21	>.9	<20%
	480 Vac	71	0.16		
IAMLGL7	120 Vac	111	0.94	>.9	<20%
	277 Vac	106	0.43		
	125 Vdc	113	0.90	N/A	N/A
	300 Vdc	111	0.37		
	347 Vac	115	0.33	>.9	<20%
	480 Vac	115	0.25		
IAMLGL8	120 Vac	154	1.30	>.9	<20%
	277 Vac	146	0.56		
	125 Vdc	156	1.25	N/A	N/A
	300 Vdc	152	0.51		
	347 Vac	150	0.43	>.9	<20%
	480 Vac	149	0.32		
High Lumen Model					
IAMLHL1	120 Vac	180	1.52	>.9	<20%
	277 Vac	176	0.67		
	125 Vdc	172	1.38	N/A	N/A
	300 Vdc	170	0.57		
	347 Vac	179	0.52	>.9	<20%
	480 Vac	179	0.39		
IAMLHL2	120 Vac	231	1.94	>.9	<20%
	277 Vac	231	0.88		
	125 Vdc	220	1.76	N/A	N/A
	300 Vdc	217	0.72		
	347 Vac	219	0.64	>.9	<20%
	480 Vac	219	0.47		
IAMLHL3	120 Vac	317	2.67	>.9	<20%
	277 Vac	303	1.15		
	125 Vdc	305	2.44	N/A	N/A
	300 Vdc	298	0.99		
	347 Vac	299	0.87	>.9	<20%
	480 Vac	298	0.63		

Note: Surge Protection: Integral 6 kV surge protection. Option for up to 10 kV surge protection.
① All values are typical (tolerance +/-10%).

Industrial Areamaster™ Generation 2 and High Lumen LED Series Luminaires

Floodlight

Ordinary Locations

NEC/CEC/NOM: Type 3R, 4, 4X | IP66/67 | Marine outside type (salt water) for USA Only | Wet locations
IECEE CB: IK08 | IP66
Markings: CE | UKCA
Notable: American Bureau of Shipping (ABS) Certified | 10G Vibration

Luminaire Category		Frontal Projected Area (FPA) ft²	Drag Coefficient (DC)	Effective Projected Area (EPA) = FPA*DC ft²
Low Lumen Model — IAMLG				
90° to Ground-Worst Case Mounting		1.52	1.20	1.82
45° to Ground-Standard Mounting		1.07	1.2	1.28
High Lumen Model — IAMLH				
90° to Ground-Worst Case Mounting		2.04	1.20	2.45
45° to Ground-Standard Mounting		1.44	1.20	1.73

Industrial Areamaster™ Generation 2 and High Lumen LED Series Luminaires

Floodlight

Ordinary Locations

NEC/CEC/NOM: Type 3R, 4, 4X | IP66/67 | Marine outside type (salt water) for USA Only | Wet locations
IECEE CB: IK08 | IP66
Markings: CE | UKCA
Notable: American Bureau of Shipping (ABS) Certified | 10G Vibration

Accessories and Replacement Parts

Description	Weight in kg (lbs)	Catalog Number
Crossarm Mounting Bracket		
 Has 180° horizontal adjustment — degree marked. Facilitates mounting floodlight to crossarm or other flat surface, or to GAM8WB. Includes floodlight yoke bolts. Malleable iron, zinc plated, chromate sealed, architectural bronze polyester finish.	1.4 (3.1)	**GAM8CA**
Pipe or Wall Mount Bracket		
 Used with GAM8CA. Clamps to 1" to 2-1/2" pipe, vertical or horizontal, or mounts on flat surfaces. Includes U-bolt and crossarm bracket bolts. Malleable iron, zinc plated, chromate sealed, with architectural bronze polyester finish.	2.9 (6.4)	**GAM8WB**
 *Crossarm Mounting Bracket (**GAM8CA**) used with Pipe or Wall Mount Bracket (**GAM8WB**).* 		
Poletop Slip-Fitter		
 Slip-fits 1" or 1-1/2" pipe size poletop tenons. Includes floodlight yoke bolts, 3 locking bolts, and cord grip. Body is malleable iron-zinc plated, chromate sealed, with cast aluminum cap. Assembly has architectural bronze polyester finish.	2.4 (5.3)	**AMLEDSF1**
Poletop Slip-Fitter		
 Slip-fits 2" or 2-1/2" poletop tenons. Includes floodlight yoke bolts, 3 locking bolts, and cord grip. Malleable iron, zinc plated, chromate sealed, with architectural bronze polyester finish.	2.8 (6.2)	**GAM8SF**

Industrial Areamaster™ Generation 2 and High Lumen LED Series Luminaires

Floodlight

Ordinary Locations

NEC/CEC/NOM: Type 3R, 4, 4X | IP66/67 | Marine outside type (salt water) for USA Only | Wet locations
IECEE CB: IK08 | IP66
Markings: CE | UKCA
Notable: American Bureau of Shipping (ABS) Certified | 10G Vibration

Accessories and Replacement Parts

	Description	Weight in kg (lbs)	Catalog Number
Wall Mount Bracket			
	Used with GAM8SF to provide a wall mounting option. Galvanized Steel.	4.8 (10.5)	**GPSWB6GAL**
Wire Guard			
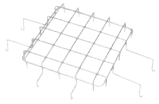	Stainless steel.	0.2 (0.4)	**LGGUARD** **LHGUARD**
Safety Cable			
	Stainless steel.	0.2 (0.4)	**LEDSC**
Visor			
	Steel with architectural bronze polyester finish. For Dark Sky Friendly design.	0.2 (0.4)	**AMLGV** **AMLHV**
Portable Floodlight Base			
	Portable floodlight base for temporary lighting applications. To be used with wire guard. Malleable iron with architectural bronze polyester finish.	2.4 (5.2)	**GAMPFB**
Replacement Covers/Lenses			
	Clear Glass — IAMLGL6, IAMLGL7, IAMLGL8	2.2 (4.8)	**AMLGCLEAR**
	Frosted Glass — IAMLGL6, IAMLGL7, IAMLGL8	2.0 (4.5)	**AMLGFROST**
	Diffused Polycarbonate — IAMLGL6, IAMLGL7, IAMLGL8	1.6 (3.5)	**AMLGDIFFP**
	Clear Glass — IAMLHL1, IAMLHL2, IAMLHL3	2.4 (5.3)	**AMLHCLEAR**
	Frosted Glass — IAMLHL1, IAMLHL2, IAMLHL3	2.4 (5.3)	**AMLHFROST**
Yoke Mount Bracket			
	Stainless Steel Yoke Mount Bracket. For installations requiring a higher degree of corrosion protection. Made with all stainless steel components, no painted finish.	1.8 (4.0)	**AMLYMSS**
	Architectural Bronze Replacement Yoke Bracket	1.41 (3.1)	**AMLYMAB**
	Architectural Bronze Replacement Yoke Bracket - Matches mounting hole pattern of Crouse-Hinds™ ✣ Champ FMVA and Champ Pro PFMA LED series floodlights	1.41 (3.1)	**AMLYMCH**

✣ *Crouse-Hinds and Champ are registered trademarks of Eaton.*

Industrial Areamaster™ Generation 2 and High Lumen LED Series Luminaires

Floodlight

Ordinary Locations

NEC/CEC/NOM: Type 3R, 4, 4X | IP66/67 | Marine outside type (salt water) for USA Only | Wet locations
IECEE CB: IK08 | IP66
Markings: CE | UKCA
Notable: American Bureau of Shipping (ABS) Certified | 10G Vibration

Replacement Drivers

	Model	Voltage	Driver Wattage	Constant Current Setting	Catalog Number
Low Lumen Model					
	IAMLGL6C, IAMLGL6N, IAMLGL6W	BU	100 Watt	410mA	**APMS100C105UD41**
		BH			**APMS100C105HD41**
	IAMLGL7W	BU	150 Watt	650mA	**APMS150C105UD65**
		BH			**APMS150C105HD65**
	IAMLGL7C, IAMLGL7N	BU	150 Watt	680mA	**APMS150C105UD68**
		BH			**APMS150C105HD68**
	IAMLGL8W	BU	150 Watt	890mA	**APMS150C105UD89**
		BH			**APMS150C105HD89**
	IAMLGL8C, IAMLGL8N	BU	150 Watt	930mA	**APMS150C105UD93**
		BH			**APMS150C105HD93**
High Lumen Model					
	IAMLHL1C, IAMLHL1N, IAMLHL1W	BU	100 Watt	530mA	**APMS100C105UD53**
		BH			**APMS100C105HD53**
	IAMLHL2W	BU	150 Watt	650mA	**APMS150C105UD65**
		BH			**APMS150C105HD65**
	IAMLHL2C, IAMLHL2N	BU	150 Watt	680mA	**APMS150C105UD68**
		BH			**APMS150C105HD68**
	IAMLHL3W	BU	150 Watt	890mA	**APMS150C105UD89**
		BH			**APMS150C105HD89**
	IAMLHL3C, IAMLHL3N	BU	150 Watt	915mA	**APMS150C105UD91**
		BH			**APMS150C105HD91**

Luminaire Weights

Description	Weight in kg (lbs)
Low Lumen Model — IAMLGL6, IAMLGL7, IAMLGL8 Luminaires	9.8 (21.6)
High Lumen Model — IAMLHL1, IAMLHL2, IAMLHL3 Luminaires	16.1 (35.4)

Industrial Areamaster™ Generation 2 and High Lumen LED Series Luminaires

Floodlight

Ordinary Locations

NEC/CEC/NOM: Type 3R, 4, 4X | IP66/67 | Marine outside type (salt water) for USA Only | Wet locations
IECEE CB: IK08 | IP66
Markings: CE | UKCA
Notable: American Bureau of Shipping (ABS) Certified | 10G Vibration

IAMLG Dimensions in Millimeters (Inches) — Floodlight — Low Lumen Model

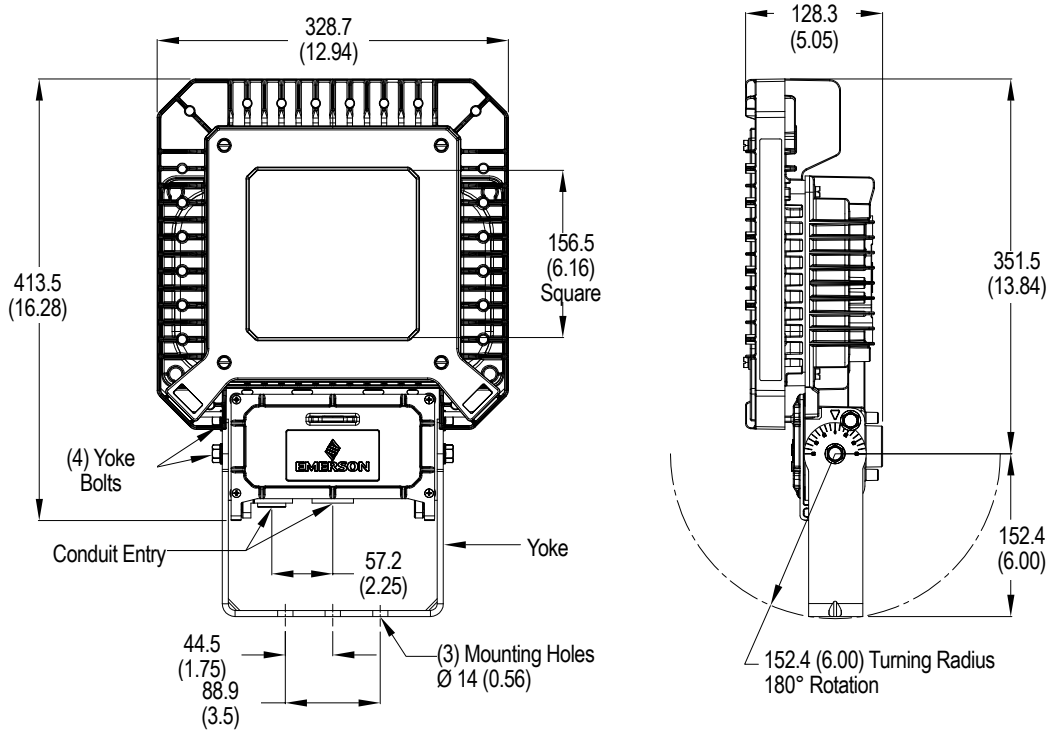

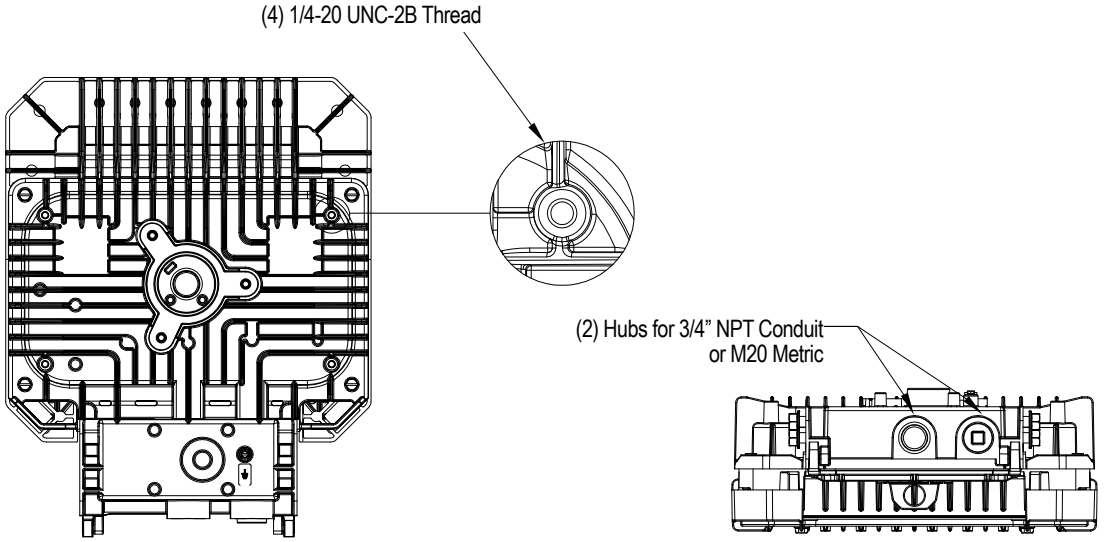

Industrial Areamaster™ Generation 2 and High Lumen LED Series Luminaires

Floodlight

Ordinary Locations

NEC/CEC/NOM: Type 3R, 4, 4X | IP66/67 | Marine outside type (salt water) for USA Only | Wet locations
IECEE CB: IK08 | IP66
Markings: CE | UKCA
Notable: American Bureau of Shipping (ABS) Certified | 10G Vibration

IAMLH Dimensions in Millimeters (Inches) — Floodlight — High Lumen Model

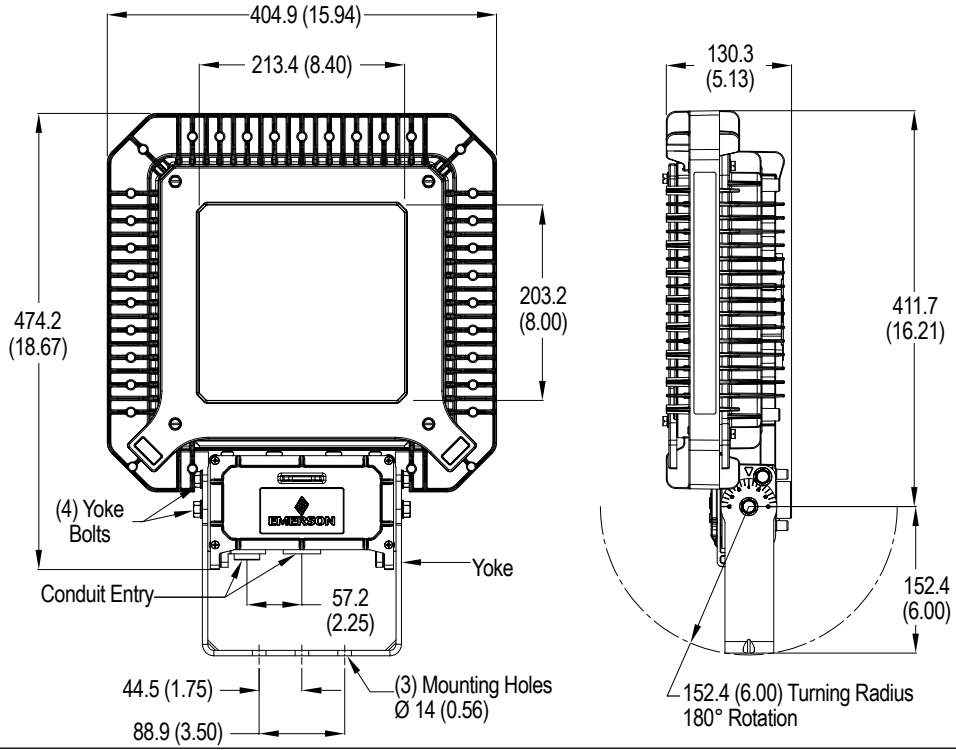

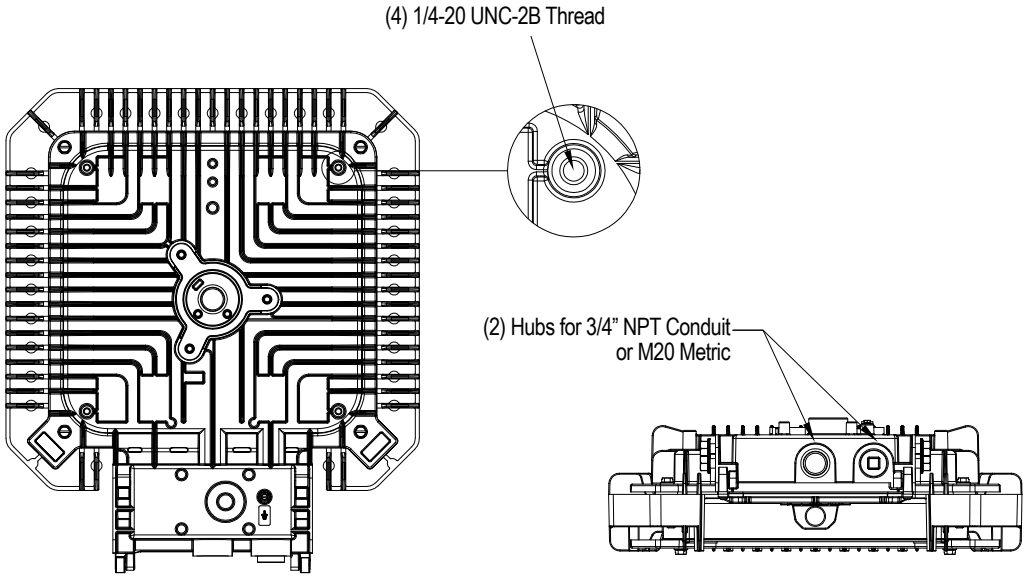

Industrial Areamaster™ Generation 2 and High Lumen LED Series Luminaires

Floodlight

Ordinary Locations

NEC/CEC/NOM: Type 3R, 4, 4X | IP66/67 | Marine outside type (salt water) for USA Only | Wet locations
IECEE CB: IK08 | IP66
Markings: CE | UKCA
Notable: American Bureau of Shipping (ABS) Certified | 10G Vibration

Photometric Data — DATA SHOWN IS ABSOLUTE

NEMA 7x7, Clear Glass, 5000K CCT

REPORT NUMBER: **AMLGL6CG6BU**

Luminaire Lumens 9,964

POLAR CANDELA DISTRIBUTION

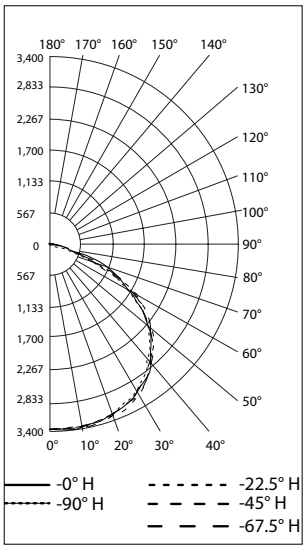

ISOLUX PLOT AT 45°

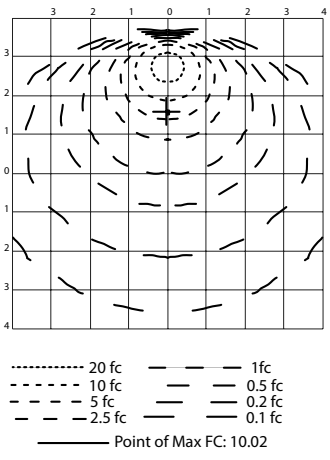

FLOOD SUMMARY

	Efficiency	Lumens	Horizontal Spread	Vertical Spread
Field (10%)	98.5%	9,817.4	150	148
Beam (50%)	82.2%	8,196.6	117.3	116.2
Total	100%	9,964.0		

Tilt Angle- 45 Degree LLF-0.9

Mounting Height m (ft)	Maximum Point (fc)	Forward Throw Distance 0.5fc/5lx m (ft)	1fc/11lx m (ft)	↓ 2fc/22lx m (ft)	5fc/54lx m (ft)
6 (20)	1.51	14 (45)	11 (35)	7 (24)	3 (11)
9 (30)	0.68	14 (47)	11 (36)	6 (21)	—
12 (40)	0.38	15 (50)	11 (35)	—	—

Mounting Height m (ft)	Side-to-Side Distance 0.5fc/5lx m (ft)	1fc/11lx m (ft)	← → 2fc/22lx m (ft)	5fc/54lx m (ft)
6 (20)	20 (66)	15 (50)	12 (38)	5 (16)
9 (30)	24 (78)	15 (50)	9 (28)	—
12 (40)	21 (70)	12 (40)	—	—

NEMA 7x7, Frosted Glass, 5000K CCT

REPORT NUMBER: **AMLGL6CF6BU**

Luminaire Lumens 8,115

POLAR CANDELA DISTRIBUTION

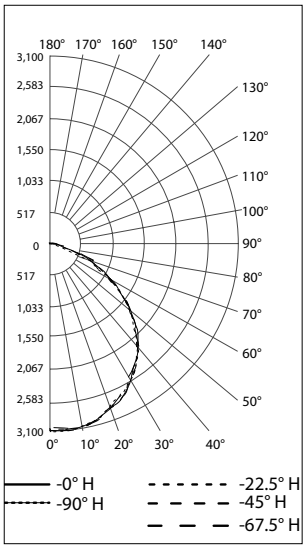

ISOLUX PLOT AT 45°

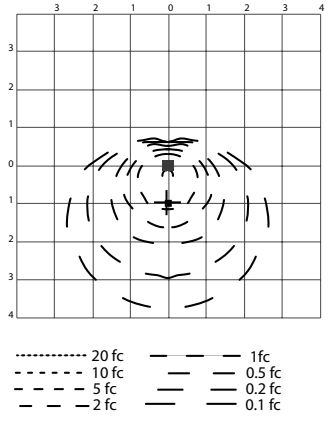

FLOOD SUMMARY

	Efficiency	Lumens	Horizontal Spread	Vertical Spread
Field (10%)	98.1%	7,961.7	155.3	151.5
Beam (50%)	71.5%	5,804.1	105.8	105.5
Total	100%	8,112.2		

Tilt Angle- 45 Degree LLF-0.9

Mounting Height m (ft)	Maximum Point (fc)	Forward Throw Distance 0.5fc/5lx m (ft)	1fc/11lx m (ft)	↓ 2fc/22lx m (ft)	5fc/54lx m (ft)
6 (20)	2.49	13 (42)	10 (33)	7 (24)	2 (8)
9 (30)	1.1	14 (45)	10 (32)	5 (15)	—
12 (40)	0.62	15 (48)	8 (25)	—	—

Mounting Height m (ft)	Side-to-Side Distance 0.5fc/5lx m (ft)	1fc/11lx m (ft)	← → 2fc/22lx m (ft)	5fc/54lx m (ft)
6 (20)	18 (60)	13 (44)	9 (30)	1 (4)
9 (30)	20 (64)	10 (34)	6 (20)	—
12 (40)	17 (56)	9 (30)	—	—

Industrial Areamaster™ Generation 2 and High Lumen LED Series Luminaires

Floodlight

Ordinary Locations

NEC/CEC/NOM: Type 3R, 4, 4X | IP66/67 | Marine outside type (salt water) for USA Only | Wet locations
IECEE CB: IK08 | IP66
Markings: CE | UKCA
Notable: American Bureau of Shipping (ABS) Certified | 10G Vibration

Photometric Data — DATA SHOWN IS ABSOLUTE

NEMA 7x7, Clear Glass, 5000K CCT

REPORT NUMBER: **AMLGL7CG6BU**

Luminaire Lumens 15,320

POLAR CANDELA DISTRIBUTION

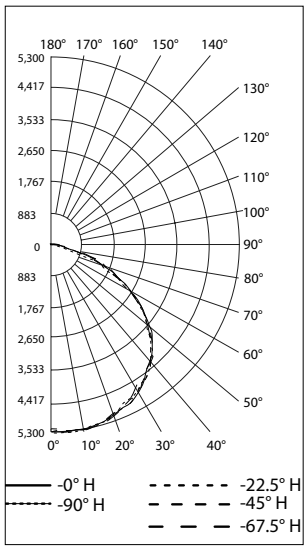

ISOLUX PLOT AT 45°

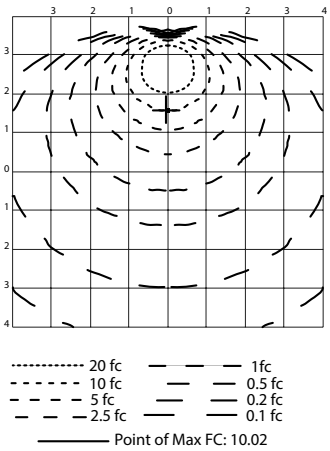

FLOOD SUMMARY

	Efficiency	Lumens	Horizontal Spread	Vertical Spread
Field (10%)	98.5%	15,102.6	151.2	147
Beam (50%)	81.9%	12,555.7	117	115.4
Total	100%	15,320.4		

Tilt Angle- 45 Degree LLF-0.9

Mounting Height m (ft)	Maximum Point (fc)	Forward Throw Distance ↓ 0.5fc/5lx m (ft)	1fc/11lx m (ft)	2fc/22lx m (ft)	5fc/54lx m (ft)
6 (20)	4.42	15 (50)	12 (39)	9 (29)	5 (16)
9 (30)	1.97	17 (55)	13 (43)	8 (25)	—
12 (40)	1.11	17 (57)	12 (40)	6 (19)	—

Mounting Height m (ft)	Side-to-Side Distance ← → 0.5fc/5lx m (ft)	1fc/11lx m (ft)	2fc/22lx m (ft)	5fc/54lx m (ft)
6 (20)	21 (70)	56 (17)	12 (40)	6 (20)
9 (30)	24 (80)	58 (18)	12 (38)	—
12 (40)	24 (80)	50 (15)	5 (16)	—

NEMA 7x7, Frosted Glass, 5000K CCT

REPORT NUMBER: **AMLGL7CF6BU**

Luminaire Lumens 12,782

POLAR CANDELA DISTRIBUTION

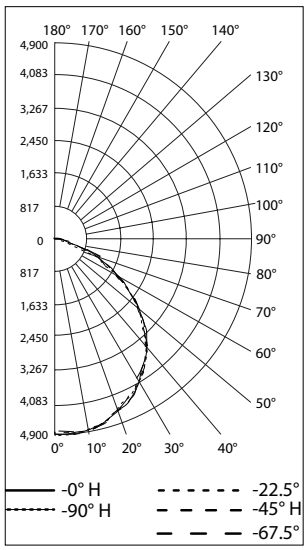

ISOLUX PLOT AT 45°

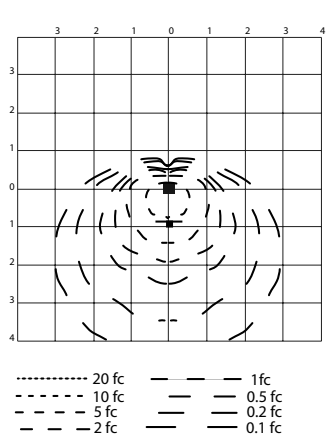

FLOOD SUMMARY

	Efficiency	Lumens	Horizontal Spread	Vertical Spread
Field (10%)	98.1%	12,536.1	155.4	150.7
Beam (50%)	71.3%	9,112.8	105.4	105.6
Total	100%	12,777.9		

Tilt Angle- 45 Degree LLF-0.9

Mounting Height m (ft)	Maximum Point (fc)	Forward Throw Distance ↓ 0.5fc/5lx m (ft)	1fc/11lx m (ft)	2fc/22lx m (ft)	5fc/54lx m (ft)
6 (20)	2.91	18 (59)	14 (45)	11 (35)	7 (22)
9 (30)	1.29	19 (63)	16 (51)	10 (33)	4 (12)
12 (40)	0.73	21 (70)	15 (50)	9 (30)	—

Mounting Height m (ft)	Side-to-Side Distance ← → 0.5fc/5lx m (ft)	1fc/11lx m (ft)	2fc/22lx m (ft)	5fc/54lx m (ft)
6 (20)	26 (84)	21 (70)	16 (52)	10 (32)
9 (30)	29 (96)	22 (72)	16 (54)	5 (15)
12 (40)	32 (104)	22 (72)	15 (48)	—

Industrial Areamaster™ Generation 2 and High Lumen LED Series Luminaires

Floodlight

Ordinary Locations

NEC/CEC/NOM: Type 3R, 4, 4X | IP66/67 | Marine outside type (salt water) for USA Only | Wet locations
IECEE CB: IK08 | IP66
Markings: CE | UKCA
Notable: American Bureau of Shipping (ABS) Certified | 10G Vibration

Photometric Data — DATA SHOWN IS ABSOLUTE

NEMA 7x7, Clear Glass, 5000K CCT

REPORT NUMBER: **AMLGL8CG6BU**

Luminaire Lumens 19,895

POLAR CANDELA DISTRIBUTION

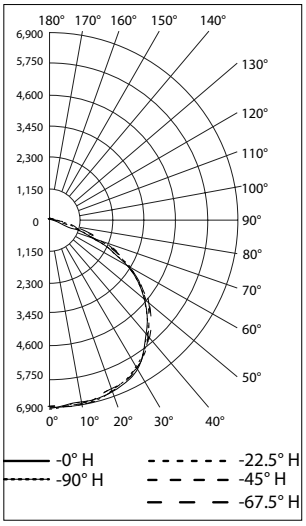

ISOLUX PLOT AT 45°

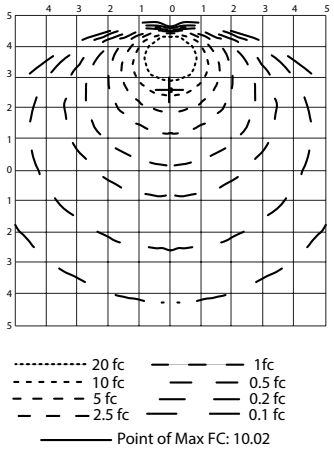

FLOOD SUMMARY

	Efficiency	Lumens	Horizontal Spread	Vertical Spread
Field (10%)	98.6%	19,614.8	151	146.8
Beam (50%)	81.7%	16,267.6	116.7	115.2
Total	100%	19,895.4		

Tilt Angle- 45 Degree LLF-0.9

Mounting Height m (ft)	Maximum Point (fc)	Forward Throw Distance ↓ 0.5fc/5lx m (ft)	1fc/11lx m (ft)	2fc/22lx m (ft)	5fc/54lx m (ft)
6 (20)	3.18	13 (44)	11 (36)	9 (30)	5 (16)
9 (30)	1.41	16 (53)	13 (42)	8 (27)	—
12 (40)	0.81	17 (56)	12 (40)	—	—

Mounting Height m (ft)	Side-to-Side Distance ← → 0.5fc/5lx m (ft)	1fc/11lx m (ft)	2fc/22lx m (ft)	5fc/54lx m (ft)
6 (20)	26 (84)	20 (64)	13 (44)	5 (16)
9 (30)	27 (90)	20 (66)	11 (36)	—
12 (40)	29 (96)	17 (56)	—	—

NEMA 7x7, Frosted Glass, 5000K CCT

REPORT NUMBER: **AMLGL8CF6BU**

Luminaire Lumens 16,503

POLAR CANDELA DISTRIBUTION

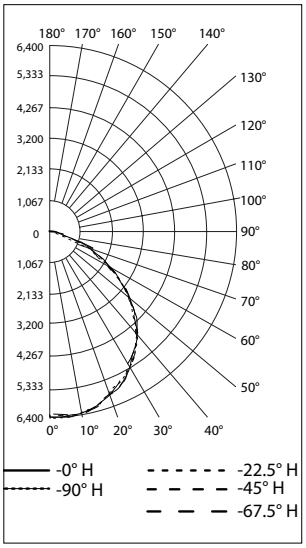

ISOLUX PLOT AT 45°

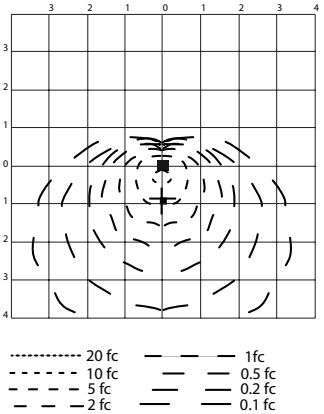

FLOOD SUMMARY

	Efficiency	Lumens	Horizontal Spread	Vertical Spread
Field (10%)	98.1%	16,189.8	155.3	150.7
Beam (50%)	71.3%	11,766.7	105.2	105.5
Total	100%	16,498.6		

Tilt Angle- 45 Degree LLF-0.9

Mounting Height m (ft)	Maximum Point (fc)	Forward Throw Distance ↓ 0.5fc/5lx m (ft)	1fc/11lx m (ft)	2fc/22lx m (ft)	5fc/54lx m (ft)
6 (20)	5.76	17 (55)	11 (36)	10 (32)	6 (20)
9 (30)	2.56	16 (53)	9 (31)	9 (31)	—
12 (40)	1.43	17 (56)	19 (62)	9 (29)	—

Mounting Height m (ft)	Side-to-Side Distance ← → 0.5fc/5lx m (ft)	1fc/11lx m (ft)	2fc/22lx m (ft)	5fc/54lx m (ft)
6 (20)	24 (78)	18 (60)	13 (44)	7 (22)
9 (30)	27 (88)	19 (62)	10 (34)	—
12 (40)	30 (98)	18 (58)	12 (38)	—

Industrial Areamaster™ Generation 2 and High Lumen LED Series Luminaires

Floodlight

Ordinary Locations

NEC/CEC/NOM: Type 3R, 4, 4X | IP66/67 | Marine outside type (salt water) for USA Only | Wet locations
IECEE CB: IK08 | IP66
Markings: CE | UKCA
Notable: American Bureau of Shipping (ABS) Certified | 10G Vibration

Photometric Data — DATA SHOWN IS ABSOLUTE

NEMA 7x6, Clear Glass, 5000K CCT

REPORT NUMBER: **AMLGL6CG7BU**

Luminaire Lumens 9,086

POLAR CANDELA DISTRIBUTION

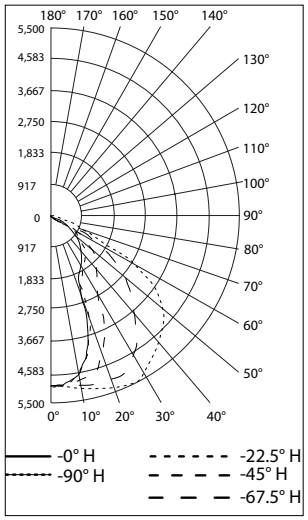

ISOLUX PLOT AT 45°

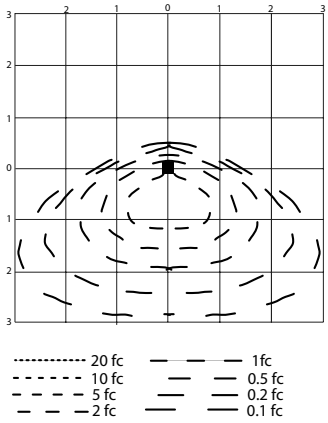

FLOOD SUMMARY

	Efficiency	Lumens	Horizontal Spread	Vertical Spread
Field (10%)	96.2%	8,738.1	134.9	112.1
Beam (50%)	62%	5,631.5	120.5	45.2
Total	100%	9,086.2		

Tilt Angle- 45 Degree LLF-0.9

Mounting Height m (ft)	Maximum Point (fc)	Forward Throw Distance 0.5fc/5lx m (ft)	1fc/11lx m (ft)	↓ 2fc/22lx m (ft)	5fc/54lx m (ft)
6 (20)	2.92	13 (42)	11 (36)	9 (28)	5 (15)
9 (30)	1.3	16 (53)	13 (42)	7 (24)	—
12 (40)	0.73	17 (56)	11 (36)	—	—

Mounting Height m (ft)	Side-to-Side Distance 0.5fc/5lx m (ft)	1fc/11lx m (ft)	← → 2fc/22lx m (ft)	5fc/54lx m (ft)
6 (20)	24 (80)	20 (64)	13 (44)	5 (16)
9 (30)	26 (84)	18 (60)	11 (36)	—
12 (40)	27 (88)	15 (48)	—	—

NEMA 7x6, Clear Glass, 3000K CCT

REPORT NUMBER: **AMLGL6WG7BU**

Luminaire Lumens 8,111

POLAR CANDELA DISTRIBUTION

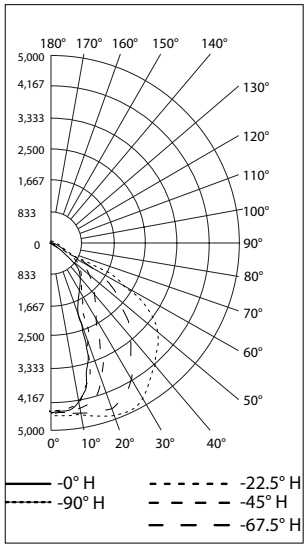

ISOLUX PLOT AT 45°

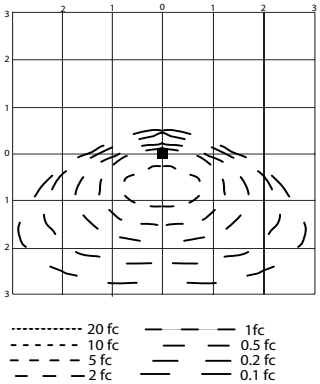

FLOOD SUMMARY

	Efficiency	Lumens	Horizontal Spread	Vertical Spread
Field (10%)	96.1%	7,798.3	135.3	112
Beam (50%)	61.5%	4,987.0	119.9	45
Total	100%	8,111.0		

Tilt Angle- 45 Degree LLF-0.9

Mounting Height m (ft)	Maximum Point (fc)	Forward Throw Distance 0.5fc/5lx m (ft)	1fc/11lx m (ft)	↓ 2fc/22lx m (ft)	5fc/54lx m (ft)
6 (20)	2.92	13 (42)	11 (36)	9 (28)	5 (15)
9 (30)	1.30	16 (53)	13 (42)	7 (24)	—
12 (40)	0.73	17 (56)	11 (36)	—	—

Mounting Height m (ft)	Side-to-Side Distance 0.5fc/5lx m (ft)	1fc/11lx m (ft)	← → 2fc/22lx m (ft)	5fc/54lx m (ft)
6 (20)	24 (80)	20 (64)	13 (44)	5 (16)
9 (30)	26 (84)	18 (60)	11 (36)	—
12 (40)	27 (88)	15 (48)	—	—

Industrial Areamaster™ Generation 2 and High Lumen LED Series Luminaires

Floodlight

Ordinary Locations

NEC/CEC/NOM: Type 3R, 4, 4X | IP66/67 | Marine outside type (salt water) for USA Only | Wet locations
IECEE CB: IK08 | IP66
Markings: CE | UKCA
Notable: American Bureau of Shipping (ABS) Certified | 10G Vibration

Photometric Data — DATA SHOWN IS ABSOLUTE

NEMA 7x6, Clear Glass, 5000K CCT

REPORT NUMBER: **AMLGL7CG7BU**

Luminaire Lumens 14,205

POLAR CANDELA DISTRIBUTION

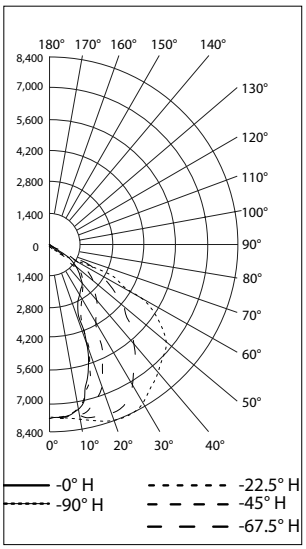

ISOLUX PLOT AT 45°

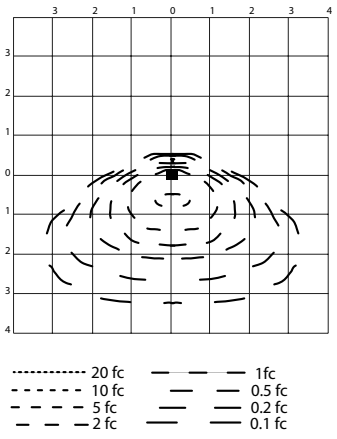

FLOOD SUMMARY

	Efficiency	Lumens	Horizontal Spread	Vertical Spread
Field (10%)	96.3%	13,678.5	135.3	112.5
Beam (50%)	62.6%	8,887.6	120.7	45.7
Total	100%	14,205.3		

Tilt Angle- 45 Degree LLF-0.9

Mounting Height m (ft)	Maximum Point (fc)	Forward Throw Distance 0.5fc/5lx m (ft)	1fc/11lx m (ft)	↓ 2fc/22lx m (ft)	5fc/54lx m (ft)
6 (20)	4.91	15 (48)	12 (40)	11 (35)	7 (25)
9 (30)	2.22	18 (60)	14 (45)	12 (38)	—
12 (40)	1.25	20 (64)	16 (52)	—	—

Mounting Height m (ft)	Side-to-Side Distance 0.5fc/5lx m (ft)	1fc/11lx m (ft)	← → 2fc/22lx m (ft)	5fc/54lx m (ft)
6 (20)	29 (96)	24 (80)	18 (60)	11 (36)
9 (30)	33 (108)	27 (90)	16 (54)	—
12 (40)	37 (120)	24 (80)	—	—

NEMA 7x6, Clear Glass, 3000K CCT

REPORT NUMBER: **AMLGL7WG7BU**

Luminaire Lumens 11,971

POLAR CANDELA DISTRIBUTION

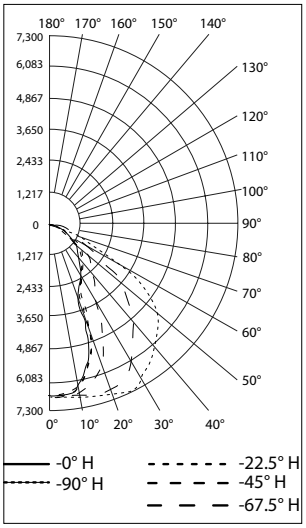

ISOLUX PLOT AT 45°

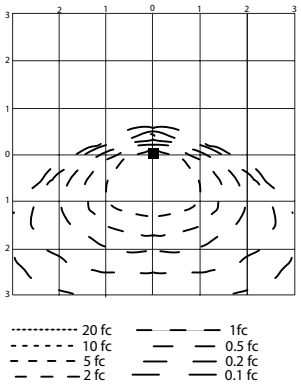

FLOOD SUMMARY

	Efficiency	Lumens	Horizontal Spread	Vertical Spread
Field (10%)	96.1%	11,503.9	135.2	112
Beam (50%)	62%	7,424.4	119.8	45.2
Total	100%	11,971.9		

Tilt Angle- 45 Degree LLF-0.9

Mounting Height m (ft)	Maximum Point (fc)	Forward Throw Distance 0.5fc/5lx m (ft)	1fc/11lx m (ft)	↓ 2fc/22lx m (ft)	5fc/54lx m (ft)
6 (20)	4.30	14 (46)	12 (40)	10 (32)	6 (20)
9 (30)	1.91	17 (54)	14 (45)	33 (10)	—
12 (40)	1.07	20 (64)	15 (50)	—	—

Mounting Height m (ft)	Side-to-Side Distance 0.5fc/5lx m (ft)	1fc/11lx m (ft)	← → 2fc/22lx m (ft)	5fc/54lx m (ft)
6 (20)	27 (90)	22 (72)	16 (52)	9 (30)
9 (30)	33 (108)	24 (78)	15 (48)	—
12 (40)	34 (112)	22 (72)	—	—

Industrial Areamaster™ Generation 2 and High Lumen LED Series Luminaires

Floodlight

Ordinary Locations

NEC/CEC/NOM: Type 3R, 4, 4X | IP66/67 | Marine outside type (salt water) for USA Only | Wet locations
IECEE CB: IK08 | IP66
Markings: CE | UKCA
Notable: American Bureau of Shipping (ABS) Certified | 10G Vibration

Photometric Data — DATA SHOWN IS ABSOLUTE

NEMA 7x6, Clear Glass, 5000K CCT

REPORT NUMBER: **AMLGL8CG7BU**

Luminaire Lumens 18,467

POLAR CANDELA DISTRIBUTION

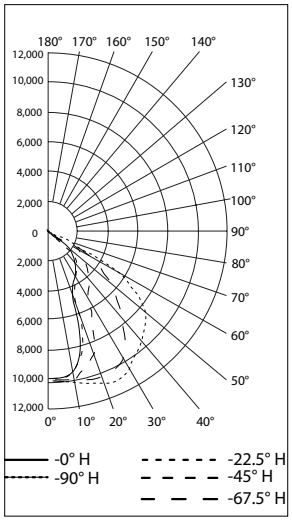

ISOLUX PLOT AT 45°

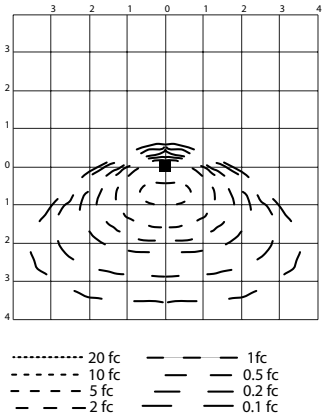

FLOOD SUMMARY

	Efficiency	Lumens	Horizontal Spread	Vertical Spread
Field (10%)	96.2%	17,761.1	135.1	112.2
Beam (50%)	62.5%	11,537.1	120.5	45.3
Total	100%	18,467.4		

Tilt Angle- 45 Degree LLF-0.9

Mounting Height m (ft)	Maximum Point (fc)	Forward Throw Distance ↓ 0.5fc/5lx m (ft)	1fc/11lx m (ft)	2fc/22lx m (ft)	5fc/54lx m (ft)
6 (20)	6.44	16 (52)	13 (44)	11 (36)	8 (26)
9 (30)	2.86	19 (63)	16 (54)	12 (39)	6 (21)
12 (40)	1.63	22 (72)	18 (60)	12 (40)	—

Mounting Height m (ft)	Side-to-Side Distance ← → 0.5fc/5lx m (ft)	1fc/11lx m (ft)	2fc/22lx m (ft)	5fc/54lx m (ft)
6 (20)	32 (104)	26 (84)	21 (68)	12 (40)
9 (30)	37 (120)	31 (102)	20 (66)	4 (12)
12 (40)	39 (128)	29 (96)	15 (48)	—

NEMA 7x6, Clear Glass, 3000K CCT

REPORT NUMBER: **AMLGL8WG7BU**

Luminaire Lumens 15,556

POLAR CANDELA DISTRIBUTION

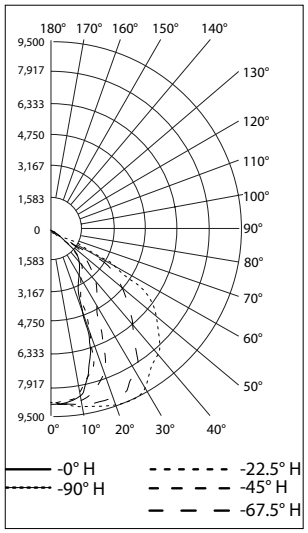

ISOLUX PLOT AT 45°

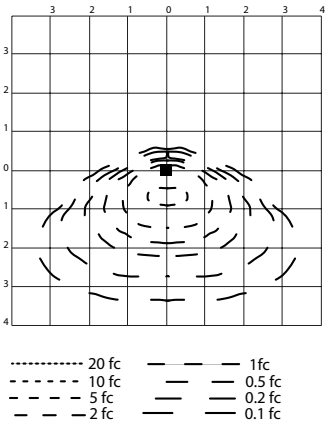

FLOOD SUMMARY

	Efficiency	Lumens	Horizontal Spread	Vertical Spread
Field (10%)	96.1%	14,945.7	135	111.8
Beam (50%)	62%	9,641.5	119.5	45
Total	100%	15,555.8		

Tilt Angle- 45 Degree LLF-0.9

Mounting Height m (ft)	Maximum Point (fc)	Forward Throw Distance ↓ 0.5fc/5lx m (ft)	1fc/11lx m (ft)	2fc/22lx m (ft)	5fc/54lx m (ft)
6 (20)	5.61	15 (50)	13 (42)	11 (36)	8 (26)
9 (30)	2.50	18 (60)	16 (53)	12 (38)	—
12 (40)	1.40	21 (70)	17 (56)	11 (36)	—

Mounting Height m (ft)	Side-to-Side Distance ← → 0.5fc/5lx m (ft)	1fc/11lx m (ft)	2fc/22lx m (ft)	5fc/54lx m (ft)
6 (20)	30 (100)	24 (80)	20 (64)	11 (36)
9 (30)	36 (117)	27 (90)	18 (60)	—
12 (40)	37 (120)	24 (80)	12 (40)	—

Industrial Areamaster™ Generation 2 and High Lumen LED Series Luminaires

Floodlight

Ordinary Locations

NEC/CEC/NOM: Type 3R, 4, 4X | IP66/67 | Marine outside type (salt water) for USA Only | Wet locations
IECEE CB: IK08 | IP66
Markings: CE | UKCA
Notable: American Bureau of Shipping (ABS) Certified | 10G Vibration

Photometric Data — DATA SHOWN IS ABSOLUTE

NEMA 5x5, Clear Glass, 5000K CCT

REPORT NUMBER: **AMLHL1CG5BU**

Luminaire Lumens 24,140

POLAR CANDELA DISTRIBUTION

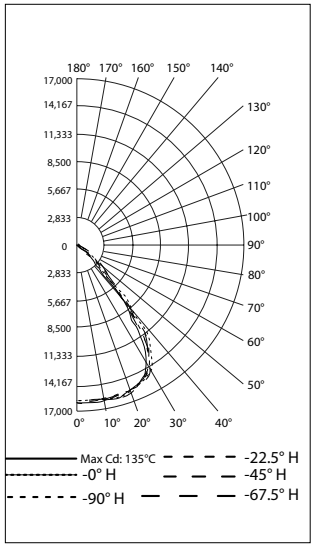

ISOLUX PLOT AT 45°

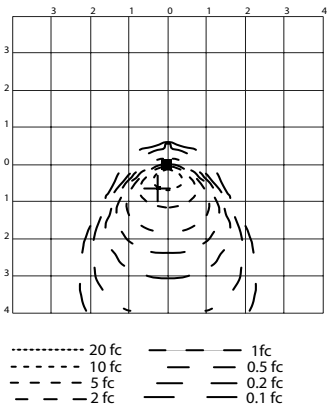

FLOOD SUMMARY

	Efficiency	Lumens	Horizontal Spread	Vertical Spread
Field (10%)	94.8%	22,874.5	91.7	91.3
Beam (50%)	84%	20,284.1	75.4	75.9
Total	100%	24,137.4		

Tilt Angle- 45 Degree LLF-0.9

Mounting Height m (ft)	Maximum Point (fc)	Forward Throw Distance ↓ 0.5fc/5lx m (ft)	1fc/11lx m (ft)	2fc/22lx m (ft)	5fc/54lx m (ft)
9 (30)	8.96	27 (90)	21 (68)	16 (54)	10 (33)
12 (40)	5.04	29 (96)	22 (72)	16 (52)	9 (28)
15 (50)	3.19	30 (100)	23 (75)	15 (50)	—
18 (60)	2.22	32 (105)	24 (78)	14 (45)	—

Mounting Height m (ft)	Side-to-Side Distance ← → 0.5fc/5lx m (ft)	1fc/11lx m (ft)	2fc/22lx m (ft)	5fc/54lx m (ft)
9 (30)	29 (96)	24 (78)	19 (63)	14 (45)
12 (40)	32 (104)	27 (88)	20 (64)	10 (32)
15 (50)	37 (120)	29 (95)	18 (60)	—
18 (60)	40 (132)	29 (96)	15 (48)	—

NEMA 5x5, Clear Glass, 3000K CCT

REPORT NUMBER: **AMLHL1WG5BU**

Luminaire Lumens 21,416

POLAR CANDELA DISTRIBUTION

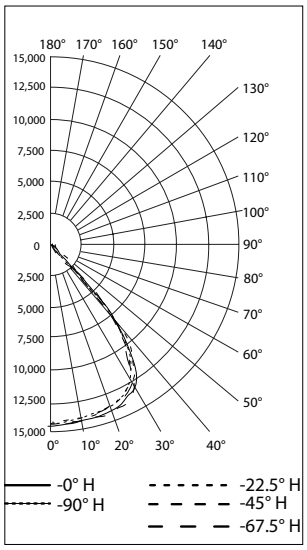

ISOLUX PLOT AT 45°

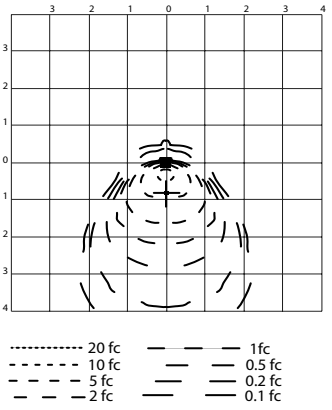

FLOOD SUMMARY

	Efficiency	Lumens	Horizontal Spread	Vertical Spread
Field (10%)	95%	20,343.5	95.6	94.3
Beam (50%)	84%	17,982.6	79.7	80.3
Total	100%	21,416.2		

Tilt Angle- 45 Degree LLF-0.9

Mounting Height m (ft)	Maximum Point (fc)	Forward Throw Distance ↓ 0.5fc/5lx m (ft)	1fc/11lx m (ft)	2fc/22lx m (ft)	5fc/54lx m (ft)
9 (30)	8.96	29 (96)	23 (75)	17 (57)	36 (11)
12 (40)	5.04	32 (104)	24 (80)	18 (60)	10 (32)
15 (50)	3.19	34 (110)	26 (85)	18 (60)	8 (25)
18 (60)	2.22	36 (117)	27 (90)	16 (54)	—

Mounting Height m (ft)	Side-to-Side Distance ← → 0.5fc/5lx m (ft)	1fc/11lx m (ft)	2fc/22lx m (ft)	5fc/54lx m (ft)
9 (30)	27 (90)	22 (72)	18 (60)	13 (42)
12 (40)	30 (100)	24 (80)	20 (64)	7 (24)
15 (50)	37 (120)	27 (90)	18 (60)	—
18 (60)	37 (120)	27 (90)	15 (48)	—

Industrial Areamaster™ Generation 2 and High Lumen LED Series Luminaires

Floodlight

Ordinary Locations

NEC/CEC/NOM: Type 3R, 4, 4X | IP66/67 | Marine outside type (salt water) for USA Only | Wet locations
IECEE CB: IK08 | IP66
Markings: CE | UKCA
Notable: American Bureau of Shipping (ABS) Certified | 10G Vibration

Photometric Data — DATA SHOWN IS ABSOLUTE

NEMA 5x5, Clear Glass, 5000K CCT

REPORT NUMBER: **AMLHL2CG5BU**

Luminaire Lumens 30,068

POLAR CANDELA DISTRIBUTION

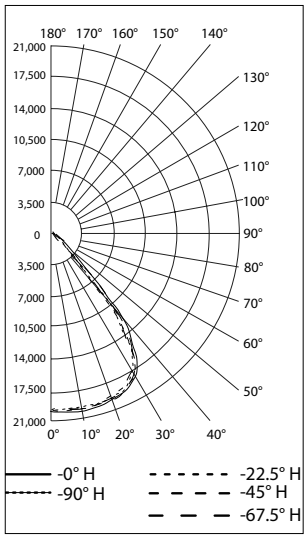

ISOLUX PLOT AT 45°

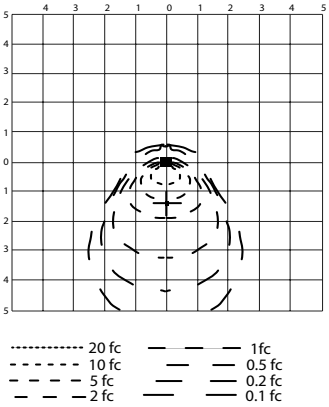

FLOOD SUMMARY

	Efficiency	Lumens	Horizontal Spread	Vertical Spread
Field (10%)	94.6%	28,436.7	95.8	93.5
Beam (50%)	83.6%	25,124.4	78.8	79.8
Total	100%	30,069.5		

Tilt Angle- 45 Degree LLF-0.9

Mounting Height m (ft)	Maximum Point (fc)	Forward Throw Distance ↓ 0.5fc/5lx m (ft)	1fc/11lx m (ft)	2fc/22lx m (ft)	5fc/54lx m (ft)
9 (30)	3.84	29 (96)	23 (75)	17 (57)	36 (11)
12 (40)	2.15	32 (104)	24 (80)	18 (60)	10 (32)
15 (50)	1.38	34 (110)	26 (85)	18 (60)	8 (25)
18 (60)	0.97	36 (117)	27 (90)	16 (54)	—

Mounting Height m (ft)	Side-to-Side Distance ← → 0.5fc/5lx m (ft)	1fc/11lx m (ft)	2fc/22lx m (ft)	5fc/54lx m (ft)
9 (30)	31 (102)	26 (84)	19 (61)	15 (48)
12 (40)	34 (112)	29 (96)	22 (72)	12 (40)
15 (50)	40 (130)	30 (100)	24 (80)	9 (30)
18 (60)	44 (144)	33 (108)	22 (72)	—

NEMA 5x5, Clear Glass, 3000K CCT

REPORT NUMBER: **AMLHL2WG5BU**

Luminaire Lumens 25,490

POLAR CANDELA DISTRIBUTION

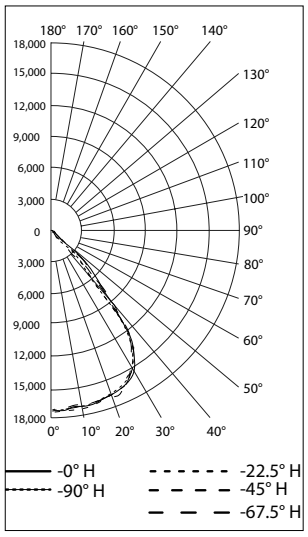

ISOLUX PLOT AT 45°

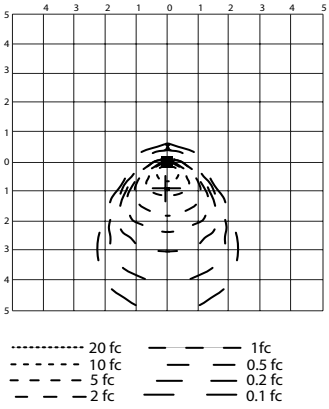

FLOOD SUMMARY

	Efficiency	Lumens	Horizontal Spread	Vertical Spread
Field (10%)	94.9%	24,197.1	95.5	93.5
Beam (50%)	84.5%	21,539.9	80	79.7
Total	100%	25,489.8		

Tilt Angle- 45 Degree LLF-0.9

Mounting Height m (ft)	Maximum Point (fc)	Forward Throw Distance ↓ 0.5fc/5lx m (ft)	1fc/11lx m (ft)	2fc/22lx m (ft)	5fc/54lx m (ft)
9 (30)	6.94	28 (93)	21 (69)	16 (54)	10 (33)
12 (40)	3.85	30 (100)	23 (76)	17 (56)	9 (28)
15 (50)	2.46	31 (103)	23 (75)	15 (50)	—
18 (60)	1.71	33 (108)	24 (78)	15 (48)	—

Mounting Height m (ft)	Side-to-Side Distance ← → 0.5fc/5lx m (ft)	1fc/11lx m (ft)	2fc/22lx m (ft)	5fc/54lx m (ft)
9 (30)	27 (90)	22 (72)	18 (60)	13 (42)
12 (40)	30 (100)	24 (80)	20 (64)	7 (24)
15 (50)	37 (120)	27 (90)	18 (60)	—
18 (60)	37 (120)	27 (90)	15 (48)	—

Industrial Areamaster™ Generation 2 and High Lumen LED Series Luminaires

Floodlight

Ordinary Locations

NEC/CEC/NOM: Type 3R, 4, 4X | IP66/67 | Marine outside type (salt water) for USA Only | Wet locations
IECEE CB: IK08 | IP66
Markings: CE | UKCA
Notable: American Bureau of Shipping (ABS) Certified | 10G Vibration

Photometric Data — DATA SHOWN IS ABSOLUTE

NEMA 5x5, Clear Glass, 5000K CCT

REPORT NUMBER: **AMLHL3CG5BU**

Luminaire Lumens 38,350

POLAR CANDELA DISTRIBUTION

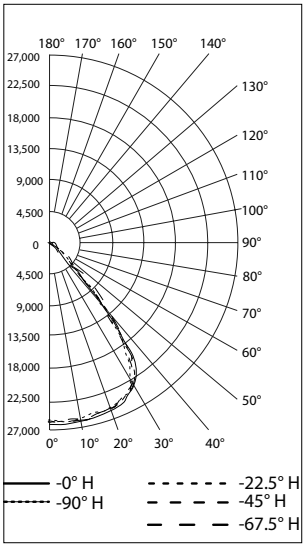

ISOLUX PLOT AT 45°

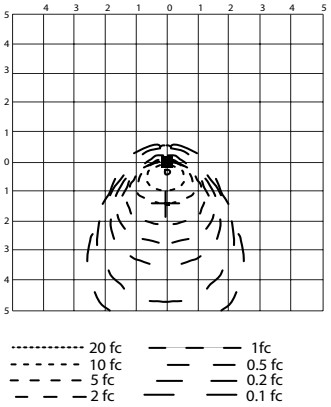

FLOOD SUMMARY

	Efficiency	Lumens	Horizontal Spread	Vertical Spread
Field (10%)	95.3%	36,528.8	89.8	92.9
Beam (50%)	84.4%	32,367.7	73.5	79.7
Total	100%	38,348.7		

Tilt Angle- 45 Degree LLF-0.9

Mounting Height m (ft)	Maximum Point (fc)	Forward Throw Distance ↓ 0.5fc/5lx m (ft)	1fc/11lx m (ft)	2fc/22lx m (ft)	5fc/54lx m (ft)
9 (30)	4.96	32 (105)	26 (84)	19 (63)	13 (42)
12 (40)	2.78	35 (116)	27 (88)	21 (68)	12 (40)
15 (50)	1.78	34 (110)	26 (85)	18 (60)	8 (25)
18 (60)	1.23	38 (126)	29 (96)	20 (66)	5 (18)

Mounting Height m (ft)	Side-to-Side Distance ← → 0.5fc/5lx m (ft)	1fc/11lx m (ft)	2fc/22lx m (ft)	5fc/54lx m (ft)
9 (30)	33 (108)	27 (90)	22 (72)	16 (54)
12 (40)	37 (120)	30 (100)	24 (80)	15 (48)
15 (50)	40 (130)	30 (100)	24 (80)	9 (30)
18 (60)	44 (144)	37 (120)	26 (84)	4 (12)

NEMA 5x5, Clear Glass, 3000K CCT

REPORT NUMBER: **AMLHL3WG5BU**

Luminaire Lumens 32,835

POLAR CANDELA DISTRIBUTION

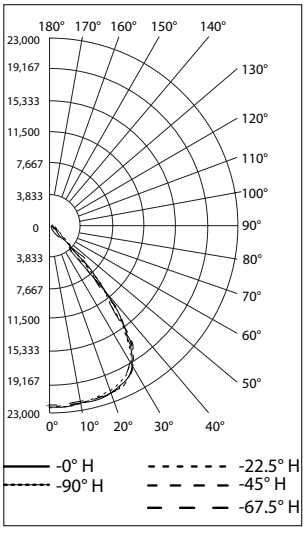

ISOLUX PLOT AT 45°

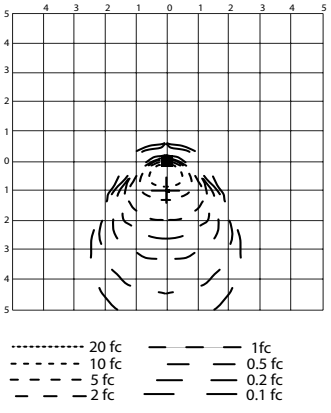

FLOOD SUMMARY

	Efficiency	Lumens	Horizontal Spread	Vertical Spread
Field (10%)	95%	31,186.0	96.1	93.5
Beam (50%)	84%	27,593.2	80.4	79.8
Total	100%	32,832.0		

Tilt Angle- 45 Degree LLF-0.9

Mounting Height m (ft)	Maximum Point (fc)	Forward Throw Distance ↓ 0.5fc/5lx m (ft)	1fc/11lx m (ft)	2fc/22lx m (ft)	5fc/54lx m (ft)
9 (30)	7.95	30 (99)	25 (81)	18 (60)	12 (39)
12 (40)	4.40	34 (112)	26 (84)	18 (60)	11 (36)
15 (50)	2.82	34 (110)	27 (90)	18 (60)	8 (25)
18 (60)	1.96	37 (120)	27 (90)	18 (60)	—

Mounting Height m (ft)	Side-to-Side Distance ← → 0.5fc/5lx m (ft)	1fc/11lx m (ft)	2fc/22lx m (ft)	5fc/54lx m (ft)
9 (30)	33 (108)	26 (84)	20 (66)	16 (54)
12 (40)	37 (120)	29 (96)	24 (80)	12 (48)
15 (50)	40 (130)	30 (100)	24 (80)	9 (30)
18 (60)	40 (132)	35 (114)	22 (72)	—

Industrial Areamaster™ Generation 2 and High Lumen LED Series Luminaires

Floodlight

Ordinary Locations

NEC/CEC/NOM: Type 3R, 4, 4X | IP66/67 | Marine outside type (salt water) for USA Only | Wet locations
IECEE CB: IK08 | IP66
Markings: CE | UKCA
Notable: American Bureau of Shipping (ABS) Certified | 10G Vibration

Photometric Data — DATA SHOWN IS ABSOLUTE

NEMA 7x6 Clear Glass, 5000K CCT

REPORT NUMBER: **AMLHL1CG7BU**

Luminaire Lumens 22,661

POLAR CANDELA DISTRIBUTION

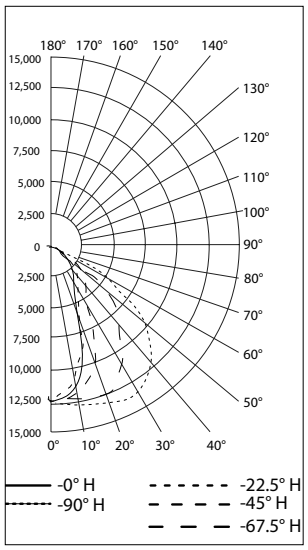

ISOLUX PLOT AT 45°

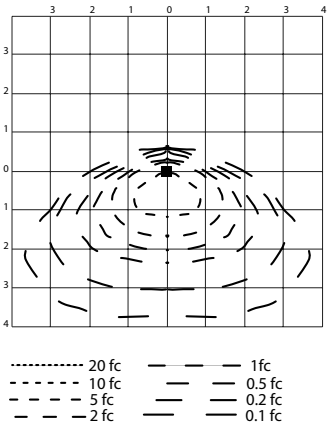

FLOOD SUMMARY

	Efficiency	Lumens	Horizontal Spread	Vertical Spread
Field (10%)	95.8%	21,708.2	134.1	111.1
Beam (50%)	61.4%	13,911.6	118.5	44.9
Total	100%	22,657.0		

Tilt Angle- 45 Degree LLF-0.9

Mounting Height m (ft)	Maximum Point (fc)	Forward Throw Distance 0.5fc/5lx m (ft)	1fc/11lx m (ft)	↓ 2fc/22lx m (ft)	5fc/54lx m (ft)
9 (30)	3.64	19 (63)	17 (57)	14 (54)	9 (29)
12 (40)	2.08	23 (76)	20 (64)	15 (48)	—
15 (50)	1.33	26 (85)	20 (65)	12 (40)	—
18 (60)	0.93	27 (90)	20 (66)	—	—

Mounting Height m (ft)	Side-to-Side Distance 0.5fc/5lx m (ft)	1fc/11lx m (ft)	← → 2fc/22lx m (ft)	5fc/54lx m (ft)
9 (30)	38 (126)	33 (108)	23 (75)	13 (42)
12 (40)	44 (144)	32 (104)	22 (72)	—
15 (50)	46 (150)	30 (100)	15 (50)	—
18 (60)	46 (150)	29 (96)	—	—

NEMA 7x6 Clear Glass, 3000K CCT

REPORT NUMBER: **AMLHL1WG7BU**

Luminaire Lumens 19,753

POLAR CANDELA DISTRIBUTION

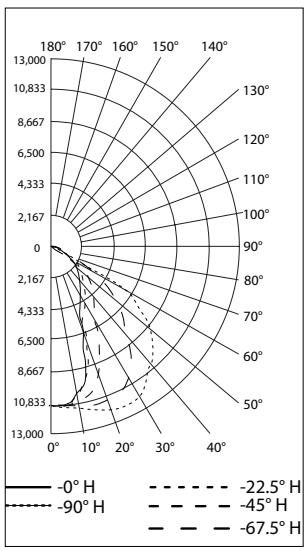

ISOLUX PLOT AT 45°

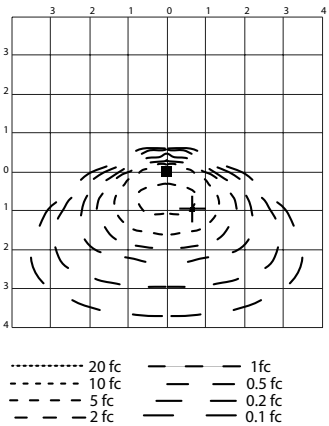

FLOOD SUMMARY

	Efficiency	Lumens	Horizontal Spread	Vertical Spread
Field (10%)	95.8%	18,919.3	134.7	111.5
Beam (50%)	61.1%	12,060.3	117.9	45.1
Total	100%	19,750.3		

Tilt Angle- 45 Degree LLF-0.9

Mounting Height m (ft)	Maximum Point (fc)	Forward Throw Distance 0.5fc/5lx m (ft)	1fc/11lx m (ft)	↓ 2fc/22lx m (ft)	5fc/54lx m (ft)
9 (30)	3.26	19 (63)	16 (54)	14 (45)	8 (27)
12 (40)	1.78	22 (72)	19 (62)	13 (42)	—
15 (50)	1.16	24 (80)	19 (62)	11 (35)	—
18 (60)	0.81	27 (90)	18 (60)	—	—

Mounting Height m (ft)	Side-to-Side Distance 0.5fc/5lx m (ft)	1fc/11lx m (ft)	← → 2fc/22lx m (ft)	5fc/54lx m (ft)
9 (30)	37 (120)	27 (90)	21 (70)	8 (25)
12 (40)	40 (130)	30 (100)	18 (60)	—
15 (50)	43 (140)	27 (90)	6 (20)	—
18 (60)	43 (140)	24 (80)	—	—

Industrial Areamaster™ Generation 2 and High Lumen LED Series Luminaires

Floodlight

Ordinary Locations

NEC/CEC/NOM: Type 3R, 4, 4X | IP66/67 | Marine outside type (salt water) for USA Only | Wet locations
IECEE CB: IK08 | IP66
Markings: CE | UKCA
Notable: American Bureau of Shipping (ABS) Certified | 10G Vibration

Photometric Data — DATA SHOWN IS ABSOLUTE

NEMA 7x6 Clear Glass, 5000K CCT

REPORT NUMBER: **AMLHL2CG7BU**

Luminaire Lumens 28,063

POLAR CANDELA DISTRIBUTION

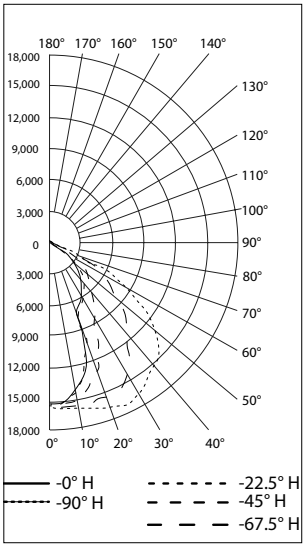

ISOLUX PLOT AT 45°

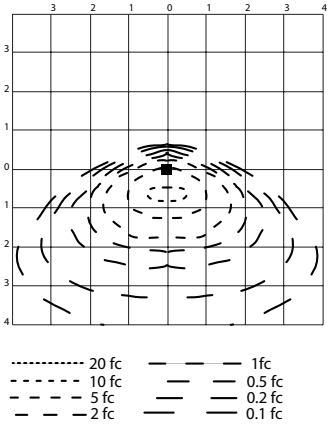

FLOOD SUMMARY

	Efficiency	Lumens	Horizontal Spread	Vertical Spread
Field (10%)	95.8%	26,888.8	134.1	111.1
Beam (50%)	61.5%	17,260.6	118.6	45
Total	100%	28,058.5		

Tilt Angle- 45 Degree LLF-0.9

Mounting Height m (ft)	Maximum Point (fc)	Forward Throw Distance ↓ 0.5fc/5lx m (ft)	1fc/11lx m (ft)	2fc/22lx m (ft)	5fc/54lx m (ft)
9 (30)	4.49	21 (68)	18 (60)	15 (48)	10 (32)
12 (40)	2.57	24 (80)	22 (72)	16 (52)	—
15 (50)	1.64	27 (90)	23 (75)	15 (50)	—
18 (60)	1.14	29 (96)	23 (75)	13 (42)	—

Mounting Height m (ft)	Side-to-Side Distance ← → 0.5fc/5lx m (ft)	1fc/11lx m (ft)	2fc/22lx m (ft)	5fc/54lx m (ft)
9 (30)	41 (135)	35 (114)	24 (78)	15 (48)
12 (40)	46 (152)	37 (120)	24 (80)	—
15 (50)	49 (160)	37 (120)	23 (75)	—
18 (60)	48 (156)	33 (108)	9 (30)	—

NEMA 7x6 Clear Glass, 3000K CCT

REPORT NUMBER: **AMLHL2WG7BU**

Luminaire Lumens 23,532

POLAR CANDELA DISTRIBUTION

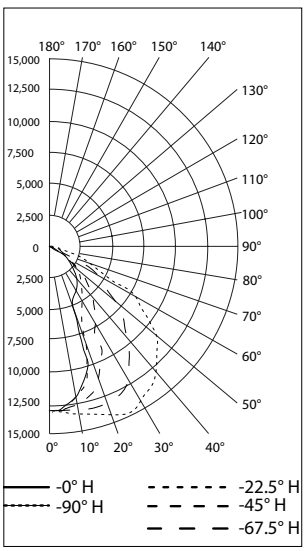

ISOLUX PLOT AT 45°

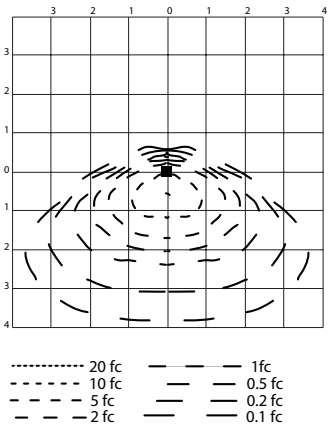

FLOOD SUMMARY

	Efficiency	Lumens	Horizontal Spread	Vertical Spread
Field (10%)	95.7%	22,530.7	134.6	111
Beam (50%)	60.9%	14,337.3	117.9	44.7
Total	100%	23,528.4		

Tilt Angle- 45 Degree LLF-0.9

Mounting Height m (ft)	Maximum Point (fc)	Forward Throw Distance ↓ 0.5fc/5lx m (ft)	1fc/11lx m (ft)	2fc/22lx m (ft)	5fc/54lx m (ft)
9 (30)	3.80	20 (66)	17 (57)	14 (45)	10 (32)
12 (40)	2.17	23 (76)	18 (60)	15 (48)	—
15 (50)	1.39	26 (85)	21 (70)	14 (45)	—
18 (60)	0.97	27 (90)	20 (66)	—	—

Mounting Height m (ft)	Side-to-Side Distance ← → 0.5fc/5lx m (ft)	1fc/11lx m (ft)	2fc/22lx m (ft)	5fc/54lx m (ft)
9 (30)	38 (126)	33 (108)	22 (72)	13 (42)
12 (40)	44 (144)	34 (112)	22 (72)	—
15 (50)	46 (150)	30 (100)	18 (60)	—
18 (60)	48 (156)	29 (96)	—	—

Industrial Areamaster™ Generation 2 and High Lumen LED Series Luminaires

Floodlight

Ordinary Locations

NEC/CEC/NOM: Type 3R, 4, 4X | IP66/67 | Marine outside type (salt water) for USA Only | Wet locations
IECEE CB: IK08 | IP66
Markings: CE | UKCA
Notable: American Bureau of Shipping (ABS) Certified | 10G Vibration

Photometric Data — DATA SHOWN IS ABSOLUTE

NEMA 7x6 Clear Glass, 5000K CCT

REPORT NUMBER: **AMLHL3CG7BU**

Luminaire Lumens 35,430

POLAR CANDELA DISTRIBUTION

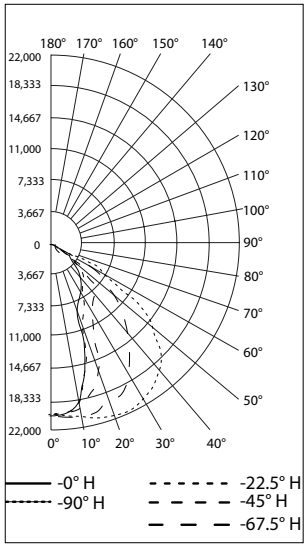

ISOLUX PLOT AT 45°

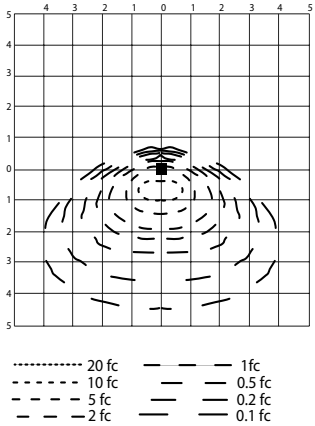

FLOOD SUMMARY

	Efficiency	Lumens	Horizontal Spread	Vertical Spread
Field (10%)	95.7%	33,908.8	139	111.1
Beam (50%)	60.9%	21,578.5	115.4	45.6
Total	100%	35,424.1		

Tilt Angle- 45 Degree LLF-0.9

Mounting Height m (ft)	Maximum Point (fc)	Forward Throw Distance 0.5fc/5lx m (ft)	1fc/11lx m (ft)	↓ 2fc/22lx m (ft)	5fc/54lx m (ft)
9 (30)	5.69	22 (72)	19 (62)	16 (54)	11 (36)
12 (40)	3.20	26 (84)	22 (72)	17 (56)	10 (32)
15 (50)	2.05	29 (95)	24 (80)	18 (60)	—
18 (60)	1.42	32 (105)	24 (78)	16 (54)	—

Mounting Height m (ft)	Side-to-Side Distance 0.5fc/5lx m (ft)	1fc/11lx m (ft)	← → 2fc/22lx m (ft)	5fc/54lx m (ft)
9 (30)	42 (138)	37 (120)	27 (90)	18 (60)
12 (40)	49 (160)	37 (120)	27 (88)	12 (40)
15 (50)	55 (180)	40 (130)	27 (90)	—
18 (60)	55 (180)	40 (132)	22 (72)	—

NEMA 7x6 Clear Glass, 3000K CCT

REPORT NUMBER: **AMLHL3WG7BU**

Luminaire Lumens 30,346

POLAR CANDELA DISTRIBUTION

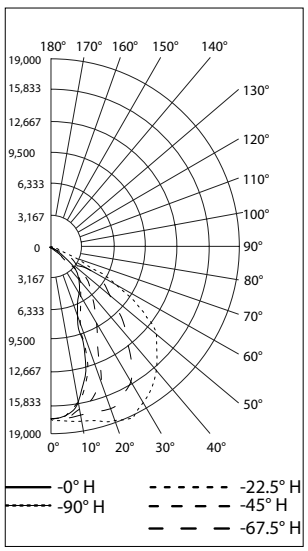

ISOLUX PLOT AT 45°

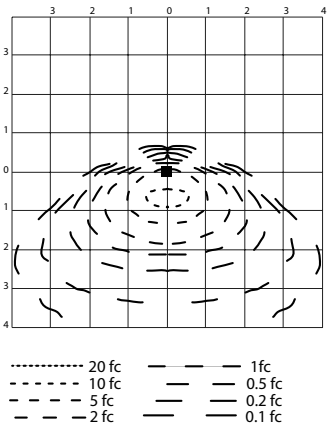

FLOOD SUMMARY

	Efficiency	Lumens	Horizontal Spread	Vertical Spread
Field (10%)	95%	31,186.0	96.1	93.5
Beam (50%)	84%	27,593.2	80.4	79.8
Total	100%	32,832.0		

Tilt Angle- 45 Degree LLF-0.9

Mounting Height m (ft)	Maximum Point (fc)	Forward Throw Distance 0.5fc/5lx m (ft)	1fc/11lx m (ft)	↓ 2fc/22lx m (ft)	5fc/54lx m (ft)
9 (30)	4.99	21 (69)	18 (60)	16 (54)	10 (33)
12 (40)	2.81	25 (82)	22 (72)	16 (52)	9 (28)
15 (50)	1.79	27 (90)	23 (75)	17 (55)	—
18 (60)	1.25	29 (96)	23 (75)	15 (48)	—

Mounting Height m (ft)	Side-to-Side Distance 0.5fc/5lx m (ft)	1fc/11lx m (ft)	← → 2fc/22lx m (ft)	5fc/54lx m (ft)
9 (30)	41 (135)	35 (114)	26 (84)	16 (54)
12 (40)	49 (160)	37 (120)	24 (80)	2 (8)
15 (50)	49 (160)	37 (120)	23 (75)	—
18 (60)	51 (168)	37 (120)	18 (60)	—

Industrial Areamaster™ Generation 2 and High Lumen LED Series Luminaires

Floodlight

Ordinary Locations

NEC/CEC/NOM: Type 3R, 4, 4X | IP66/67 | Marine outside type (salt water) for USA Only | Wet locations
IECEE CB: IK08 | IP66
Markings: CE | UKCA
Notable: American Bureau of Shipping (ABS) Certified | 10G Vibration

Photometric Data — DATA SHOWN IS ABSOLUTE

NEMA 7x7 Diffused Glass, 5000K CCT

REPORT NUMBER: **AMLHL1CF6BU**

Luminaire Lumens 20,578

POLAR CANDELA DISTRIBUTION

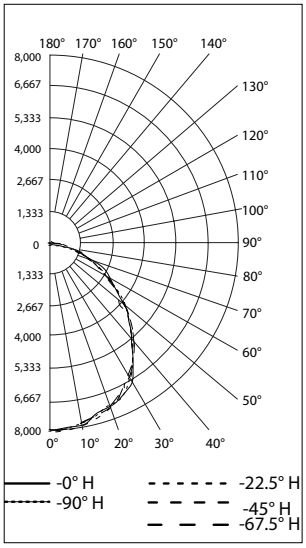

ISOLUX PLOT AT 45°

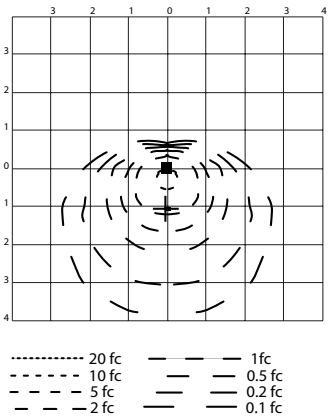

FLOOD SUMMARY

	Efficiency	Lumens	Horizontal Spread	Vertical Spread
Field (10%)	98%	20,176.5	155.7	154.5
Beam (50%)	70.2%	14,453.8	104.6	103.6
Total	100%	20,571.8		

Tilt Angle- 45 Degree LLF-0.9

Mounting Height m (ft)	Maximum Point (fc)	Forward Throw Distance ↓ 0.5fc/5lx m (ft)	1fc/11lx m (ft)	2fc/22lx m (ft)	5fc/54lx m (ft)
9 (30)	2.47	20 (66)	16 (54)	11 (36)	4 (12)
12 (40)	1.40	22 (72)	16 (52)	10 (32)	—
15 (50)	0.89	21 (70)	15 (50)	6 (20)	—
18 (60)	0.62	22 (72)	13 (42)	—	—

Mounting Height m (ft)	Side-to-Side Distance ← → 0.5fc/5lx m (ft)	1fc/11lx m (ft)	2fc/22lx m (ft)	5fc/54lx m (ft)
9 (30)	31 (102)	22 (72)	16 (54)	4 (12)
12 (40)	32 (104)	22 (72)	12 (40)	—
15 (50)	30 (100)	21 (70)	5 (15)	—
18 (60)	33 (108)	15 (48)	—	—

NEMA 7x7 Clear Glass, 5000K CCT

REPORT NUMBER: **AMLHL1CG6BU**

Luminaire Lumens 23,457

POLAR CANDELA DISTRIBUTION

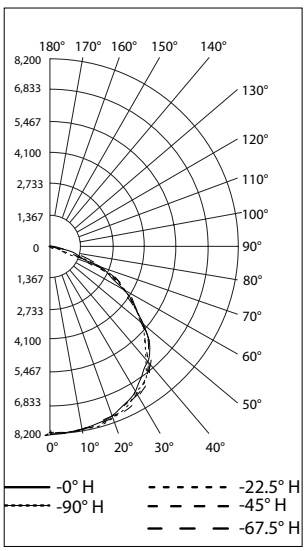

ISOLUX PLOT AT 45°

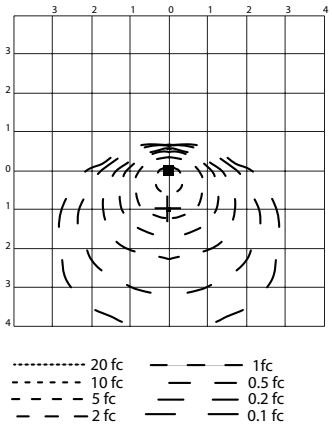

FLOOD SUMMARY

	Efficiency	Lumens	Horizontal Spread	Vertical Spread
Field (10%)	98.4%	23,090.9	151.1	151.2
Beam (50%)	80.3%	18,837.0	115.2	116.4
Total	100%	23,448.8		

Tilt Angle- 45 Degree LLF-0.9

Mounting Height m (ft)	Maximum Point (fc)	Forward Throw Distance ↓ 0.5fc/5lx m (ft)	1fc/11lx m (ft)	2fc/22lx m (ft)	5fc/54lx m (ft)
9 (30)	2.84	20 (66)	16 (54)	11 (36)	5 (15)
12 (40)	1.60	22 (72)	17 (56)	10 (32)	—
15 (50)	1.03	23 (75)	15 (50)	6 (20)	—
18 (60)	0.71	23 (75)	14 (45)	—	—

Mounting Height m (ft)	Side-to-Side Distance ← → 0.5fc/5lx m (ft)	1fc/11lx m (ft)	2fc/22lx m (ft)	5fc/54lx m (ft)
9 (30)	33 (108)	24 (78)	18 (60)	7 (24)
12 (40)	34 (112)	24 (80)	15 (48)	—
15 (50)	37 (120)	24 (80)	12 (40)	—
18 (60)	35 (114)	18 (60)	—	—

Industrial Areamaster™ Generation 2 and High Lumen LED Series Luminaires

Floodlight

Ordinary Locations

NEC/CEC/NOM: Type 3R, 4, 4X | IP66/67 | Marine outside type (salt water) for USA Only | Wet locations
IECEE CB: IK08 | IP66
Markings: CE | UKCA
Notable: American Bureau of Shipping (ABS) Certified | 10G Vibration

Photometric Data — DATA SHOWN IS ABSOLUTE

NEMA 7x7 Diffused Glass, 5000K CCT

REPORT NUMBER: **AMLHL2CF6BU**

Luminaire Lumens 25,616

POLAR CANDELA DISTRIBUTION

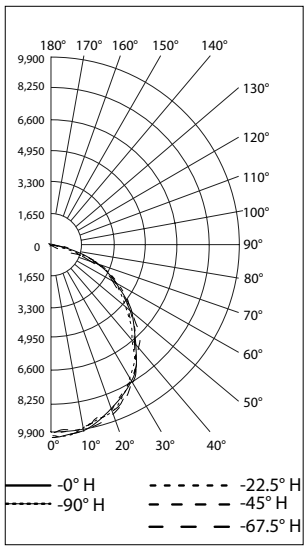

ISOLUX PLOT AT 45°

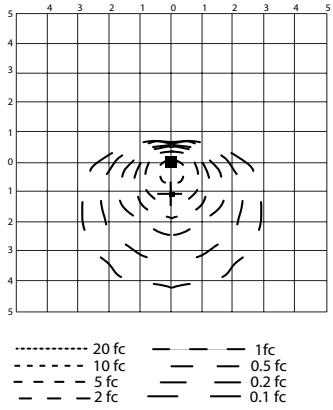

FLOOD SUMMARY

	Efficiency	Lumens	Horizontal Spread	Vertical Spread
Field (10%)	98.1%	25,135.5	155.9	154.5
Beam (50%)	69.9%	17,911.8	104.6	103.7
Total	100%	25,609.0		

Tilt Angle- 45 Degree LLF-0.9

Mounting Height m (ft)	Maximum Point (fc)	Forward Throw Distance 0.5fc/5lx m (ft)	1fc/11lx m (ft)	↓ 2fc/22lx m (ft)	5fc/54lx m (ft)
9 (30)	3.07	22 (72)	17 (57)	12 (39)	6 (21)
12 (40)	1.70	24 (80)	17 (56)	12 (40)	—
15 (50)	1.09	24 (80)	18 (60)	9 (30)	—
18 (60)	0.76	24 (78)	16 (54)	—	—

Mounting Height m (ft)	Side-to-Side Distance 0.5fc/5lx m (ft)	1fc/11lx m (ft)	← → 2fc/22lx m (ft)	5fc/54lx m (ft)
9 (30)	33 (108)	24 (78)	18 (60)	7 (24)
12 (40)	34 (112)	24 (80)	17 (56)	—
15 (50)	37 (120)	24 (80)	15 (50)	—
18 (60)	37 (120)	18 (60)	—	—

NEMA 7x7 Clear Glass, 5000K CCT

REPORT NUMBER: **AMLHL2CG6BU**

Luminaire Lumens 30,157

POLAR CANDELA DISTRIBUTION

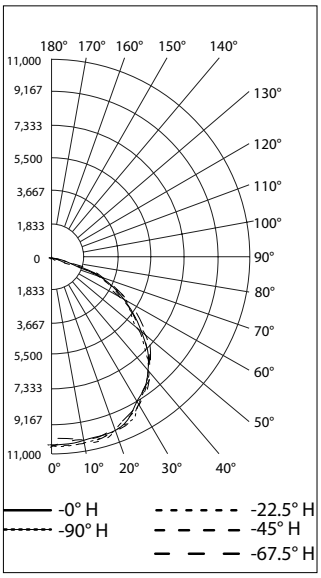

ISOLUX PLOT AT 45°

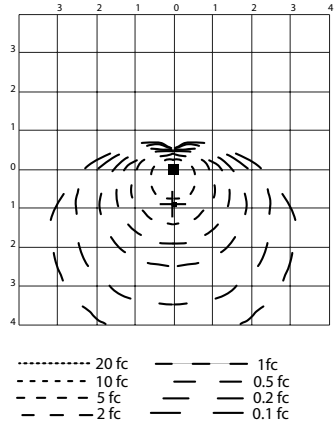

FLOOD SUMMARY

	Efficiency	Lumens	Horizontal Spread	Vertical Spread
Field (10%)	98.2%	29,616.7	151.4	145.9
Beam (50%)	81.2%	24,501.2	116.8	117.7
Total	100%	30,147.4		

Tilt Angle- 45 Degree LLF-0.9

Mounting Height m (ft)	Maximum Point (fc)	Forward Throw Distance 0.5fc/5lx m (ft)	1fc/11lx m (ft)	↓ 2fc/22lx m (ft)	5fc/54lx m (ft)
9 (30)	4.17	23 (75)	17 (57)	13 (42)	7 (24)
12 (40)	2.35	24 (80)	18 (60)	12 (40)	—
15 (50)	1.49	24 (80)	18 (60)	9 (30)	—
18 (60)	1.04	26 (84)	16 (54)	7 (24)	—

Mounting Height m (ft)	Side-to-Side Distance 0.5fc/5lx m (ft)	1fc/11lx m (ft)	← → 2fc/22lx m (ft)	5fc/54lx m (ft)
9 (30)	35 (114)	26 (84)	19 (63)	9 (30)
12 (40)	37 (120)	27 (88)	20 (64)	—
15 (50)	37 (120)	24 (80)	15 (50)	—
18 (60)	37 (120)	22 (72)	9 (30)	—

Industrial Areamaster™ Generation 2 and High Lumen LED Series Luminaires

Floodlight

Ordinary Locations

NEC/CEC/NOM: Type 3R, 4, 4X | IP66/67 | Marine outside type (salt water) for USA Only | Wet locations
IECEE CB: IK08 | IP66
Markings: CE | UKCA
Notable: American Bureau of Shipping (ABS) Certified | 10G Vibration

Photometric Data — DATA SHOWN IS ABSOLUTE

NEMA 7x7 Diffused Glass, 5000K CCT

REPORT NUMBER: **AMLHL3CF6BU**

Luminaire Lumens 31,600

POLAR CANDELA DISTRIBUTION

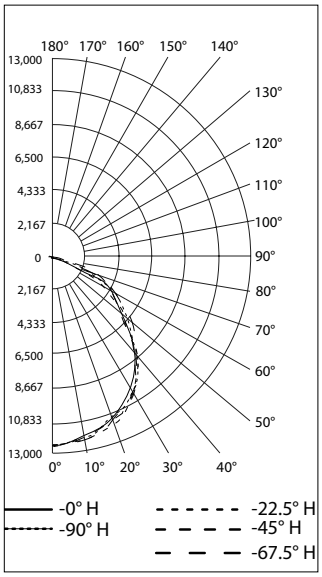

ISOLUX PLOT AT 45°

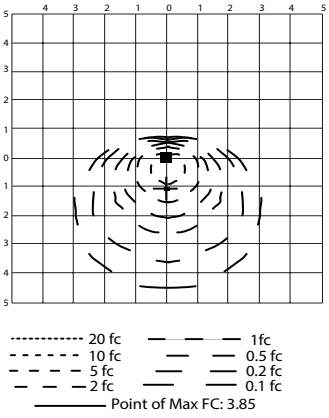

FLOOD SUMMARY

	Efficiency	Lumens	Horizontal Spread	Vertical Spread
Field (10%)	97.9%	30,947.7	156	154.1
Beam (50%)	69.5%	21,961.6	104	102.9
Total	100%	31,591.2		

Tilt Angle- 45 Degree LLF-0.9

Mounting Height m (ft)	Maximum Point (fc)	Forward Throw Distance ↓ 0.5fc/5lx m (ft)	1fc/11lx m (ft)	2fc/22lx m (ft)	5fc/54lx m (ft)
9 (30)	3.82	24 (78)	18 (60)	13 (42)	8 (27)
12 (40)	2.15	26 (84)	18 (60)	13 (44)	—
15 (50)	1.38	27 (88)	20 (65)	12 (40)	—
18 (60)	0.96	27 (90)	20 (66)	7 (24)	—

Mounting Height m (ft)	Side-to-Side Distance ← → 0.5fc/5lx m (ft)	1fc/11lx m (ft)	2fc/22lx m (ft)	5fc/54lx m (ft)
9 (30)	35 (114)	26 (84)	18 (60)	9 (30)
12 (40)	37 (120)	27 (88)	20 (56)	—
15 (50)	38 (125)	27 (90)	15 (50)	—
18 (60)	40 (132)	22 (72)	—	—

NEMA 7x7 Clear Glass, 5000K CCT

REPORT NUMBER: **AMLHL3CG6BU**

Luminaire Lumens 37,039

POLAR CANDELA DISTRIBUTION

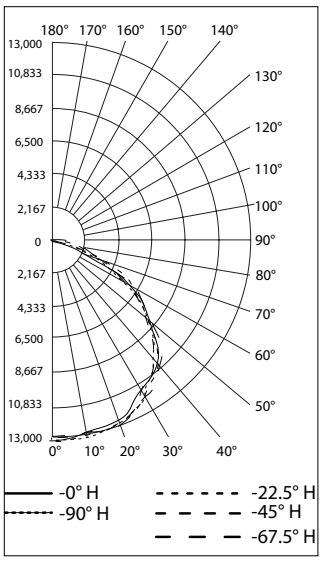

ISOLUX PLOT AT 45°

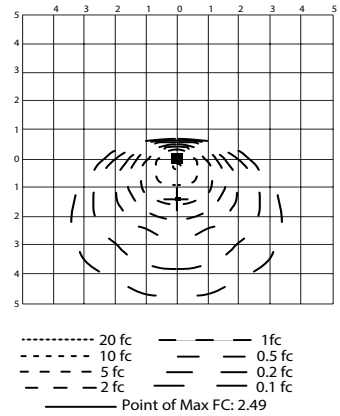

FLOOD SUMMARY

	Efficiency	Lumens	Horizontal Spread	Vertical Spread
Field (10%)	98.3%	36,391.3	152.3	150.9
Beam (50%)	79.5%	29,452.1	114.2	115.8
Total	100%	37,028.2		

Tilt Angle- 45 Degree LLF-0.9

Mounting Height m (ft)	Maximum Point (fc)	Forward Throw Distance ↓ 0.5fc/5lx m (ft)	1fc/11lx m (ft)	2fc/22lx m (ft)	5fc/54lx m (ft)
9 (30)	2.44	26 (84)	19 (63)	14 (45)	8 (27)
12 (40)	1.37	27 (88)	21 (68)	15 (48)	5 (16)
15 (50)	0.88	27 (90)	20 (65)	12 (40)	—
18 (60)	0.60	27 (90)	20 (66)	9 (30)	—

Mounting Height m (ft)	Side-to-Side Distance ← → 0.5fc/5lx m (ft)	1fc/11lx m (ft)	2fc/22lx m (ft)	5fc/54lx m (ft)
9 (30)	37 (120)	27 (90)	22 (72)	13 (42)
12 (40)	41 (136)	30 (100)	22 (72)	6 (20)
15 (50)	40 (130)	30 (100)	18 (60)	—
18 (60)	44 (144)	29 (96)	15 (48)	—