

Viamaster™ LED Series Luminaires

For NEC and CEC Governed Hazardous Locations

NEC/CEC:
Class I, Division 2, Groups A, B, C, D
Class I, Zone 2, Group IIC
Class II, Division 2, Groups F, G
Zone 22, Group IIIB
Class III

NEC/CEC:
Type 3R, 4, 4X
Marine Outside Type- For USA Only ⌘
IP66/IP67
Suitable for Use in Wet Locations

Applications

- For use in locations where:
 - Flammable gases, vapors and dusts are present
 - A high degree of corrosion resistance is required
 - Protection against dirt, water and moisture is necessary
- Typical applications include:
 - Oil refineries
 - Petrochemical facilities
 - Pulp and paper mills
 - Food processing plants
 - Waste and sewer treatment
 - Underground tunnels
 - General manufacturing facilities



Features

- 60,000+ hour LED life for years of maintenance free operation.
- Lightweight design, hinged cover with captive screws, and terminal block wiring for easy installation and maintenance.
- Standard screw-type terminal block can accept UL/CSA 26 to 10 AWG wire.
- Contemporary, low profile design suitable for tight spaces.
- Field replaceable LED driver and lens.
- Industry-leading thermal management for safe, reliable operation over wide temperature range.
- Full range of lumen outputs, with light distribution equivalent to Appleton's FV Series fluorescent fixtures
- Easy to retrofit in same mounting footprint as Appleton's FV Series fluorescent fixtures.
- 2 opposing 3/4" NPT hubs with adjacent terminal blocks for thru wiring. (1) 3/4" NPT close up plug provided.

Options

- Universal, high efficiency, drivers cover voltage requirements for 120-277 Vac and 347-480 Vac, 50/60 Hz +/- 10%.
- Standard 2KV surge suppression.
- Safety cable for fall safe retention; add suffix **-C** to the end of the catalog number.
- Fusing is available;
 - Add suffix **-F** to the end of the catalog number. ⌘
- Diffused lens is available;
 - Add suffix **-D** to the end of the catalog number.
- For emergency battery backup refer to Viamaster LED Series Emergency Luminaires.

Standard Materials

- Housing: copperfree (4/10 of 1% max.) aluminum
- Lens: thermal shock- and impact-resistant polycarbonate lens
- Gasket: silicone rubber, mechanically secured
- Bolts: stainless steel
- Close up plugs: nickel plated brass
 - Mounting hardware: See ordering information

Standard Finishes

- Housing: gray polyester

Related Products

- For ATEX/IECEx certified products, refer to Viamaster LED Series Luminaires for ATEX and IECEx Governed Locations

NEC/CEC Certifications and Compliances

- UL Standard: UL 1598, UL 8750, UL 844, UL1598A, UL50E
- cCSAus Certified: 065182. cULus E10444
- Ambient Temperature:
 - LU: 120-277 Volts: -40 °C up to +65 °C (-40 °F up to +149 °F)
 - BH: 347-480 Volts: -40 °C up to +65 °C (-40 °F up to +149 °F)
- DLC Qualified Products Listed

Appleton

LED/AREA: NEC/CEC, ATEX/IECEx ENCLOSED AND GASKETED

⌘ Fusing option not available with Marine Outside Type (Salt Water) rating. Fusing option not permitted for cUL.

Viamaster™ LED Series Luminaires

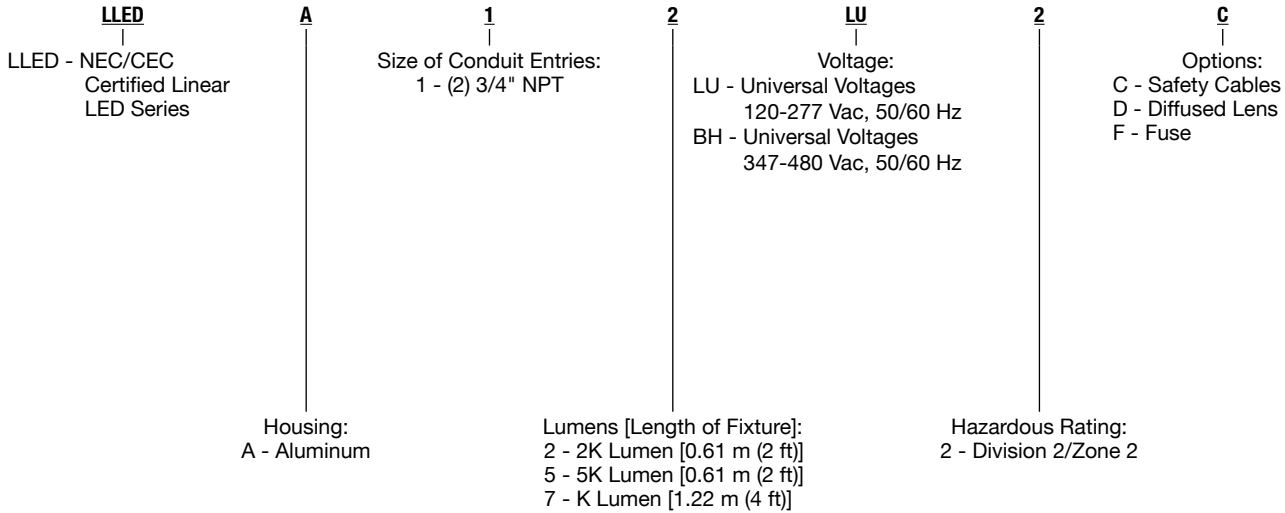
For NEC and CEC Governed Hazardous Locations

NEC/CEC:
 Class I, Division 2, Groups A, B, C, D
 Class I, Zone 2, Group IIC
 Class II, Division 2, Groups F, G
 Zone 22, Group IIIB
 Class III

NEC/CEC:
 Type 3R, 4, 4X
 Marine Outside Type- For USA Only ⌘
 IP66/IP67
 Suitable for Use in Wet Locations

Order using catalog numbering guides below or select catalog number from tables on following pages.

Catalog Numbering Guide – NEC/CEC Certified Linear LED



Appleton

LED/AREA: NEC/CEC, ATEX/IECx ENCLOSED AND GASKETED

Lamp Comparison Chart

Catalog Number	Line Current Amps	Input Power	Power Factor	THD	Lumens			Color Temp CCT	Length m (ft)
					Clear Polycarbonate	Diffused Polycarbonate	CRI		
NEC/CEC									
LLEDA12LU2	.20@120V	22	>0.95	<20%	2200	1800	70 typical	5650K	0.61 (2)
	.12@277V		>0.87						
LLEDA12BH2	.07@347V		>.95						
	.06@480V		>.77						
LLEDA15LU2	.37@120V	45	>.95	<20%	4400	3800	70 typical	5650K	0.61 (2)
	.17@277V		>.95						
LLEDA15BH2	.14@347V		>.95						
	.10@480V		>.95						
LLEDA17LU2	.70@120V	81	>.95	<20%	7800	6400	70 typical	5650K	1.22 (4)
	.31@277V		>.95						
LLEDA17BH2	.24@347V		>.95						
	.18@480V		>.95						

⌘ Fusing option not available with Marine Outside Type (Salt Water) rating. Fusing option not permitted for cUL.

Viamaster™ LED Series Luminaires

For NEC and CEC Governed Hazardous Locations

NEC/CEC:
 Class I, Division 2, Groups A, B, C, D
 Class I, Zone 2, Group IIC
 Class II, Division 2, Groups F, G
 Zone 22, Group IIIB
 Class III

NEC/CEC:
 Type 3R, 4, 4X
 Marine Outside Type- For USA Only ‡
 IP66/IP67
 Suitable for Use in Wet Locations

Technical Data ①

Lamp		Ambient Temperature °C (°F)	Supply Wire Temperature °C (°F)	Gas		NEC/CEC		Dust	
Model	Type			Class I, Division 2 ②	Groups	Class I, Zone 2, AEx nA IIC, Ex nA IIC	Class II, Division 2 ③	Groups	
LLEDA12LU2	LED	40 (104)	75 (167)	T4	A, B, C, D	T4	T5	F, G	
		55 (131)	75 (167)	T4	A, B, C, D	T4	T5	F, G	
		65 (149)	75 (167)	T4	A, B, C, D	T4	T4A	F, G	
LLEDA12BH2	LED	40 (104)	75 (167)	T4A	A, B, C, D	T4	T6	F, G	
		55 (131)	75 (167)	T4A	A, B, C, D	T4	T5	F, G	
		65 (149)	75 (167)	T4	A, B, C, D	T4	T4A	F, G	
LLEDA15LU2	LED	40 (104)	75 (167)	T4A	A, B, C, D	T4	T5	F, G	
		55 (131)	75 (167)	T4	A, B, C, D	T4	T4A	F, G	
		65 (149)	75 (167)	T4	A, B, C, D	T4	T4A	F, G	
LLEDA15BH2	LED	40 (104)	75 (167)	T4	A, B, C, D	T4	T5	F, G	
		55 (131)	75 (167)	T4	A, B, C, D	T4	T4A	F, G	
		65 (149)	75 (167)	T4	A, B, C, D	T4	T4A	F, G	
LLEDA17LU2	LED	40 (104)	75 (167)	T4A	A, B, C, D	T4	T5	F, G	
		55 (131)	75 (167)	T5	A, B, C, D	T5	T4A	F, G	
		65 (149)	75 (167)	T4	A, B, C, D	T4	T4A	F, G	
LLEDA17BH2	LED	40 (104)	75 (167)	T4A	A, B, C, D	T4	T5	F, G	
		55 (131)	75 (167)	T4A	A, B, C, D	T4	T5	F, G	
		65 (149)	75 (167)	T4	A, B, C, D	T4	T4A	F, G	

T Code data is per UL Certification.

“T” Numbers Represent the Maximum Internal Temperature ② or Maximum Surface Temperature ③

“T” #	NEC/CEC															
	T1	350	325	T2	T2A	T2B	T2C	T2D	T3	T3A	T3B	T3C	T4	T4A	T5	T6
Temp. Range °C (°F)	351-450 (664-842)	326-350 (619-662)	301-325 (574-617)	281-300 (538-572)	261-280 (502-536)	231-260 (448-500)	216-230 (421-446)	201-215 (394-419)	181-200 (358-392)	166-180 (331-356)	161-165 (322-329)	136-160 (277-320)	121-135 (250-275)	101-120 (214-248)	86-100 (187-212)	85 (185)

① T codes provided in catalog pages are based on worst case data.

② T numbers represent the maximum internal temperature for Class I, Division 2 and Class I, Zone 2 locations designated by the NEC.

③ T numbers represent the maximum surface temperature under a dust blanket for Class II, Division 1 and 2 as designated by the NEC.




‡ Fusing option not available with Marine Outside Type (Salt Water) rating. Fusing option not permitted for cUL.

Viamaster™ LED Series Luminaires

For NEC and CEC Governed Hazardous Locations

NEC/CEC:
 Class I, Division 2, Groups A, B, C, D
 Class I, Zone 2, Group IIC
 Class II, Division 2, Groups F, G
 Zone 22, Group IIIB
 Class III

NEC/CEC:
 Type 3R, 4, 4X
 Marine Outside Type- For USA Only ‡
 IP66/IP67
 Suitable for Use in Wet Locations

	Conduit/Cable Entries	Voltage	Weight kg (lb)	Catalog Numbers ①	
				Clear Polycarbonate	Diffused Polycarbonate
2,200 Lumens — 0.61 m (2 ft)					
	3/4" NPT (2)	120-277 Vac, 50/60 Hz	6.21 (13.7)	LLEDA12LU2	LLEDA12LU2D
	3/4" NPT (2)	347-480 Vac, 50/60 Hz		LLEDA12BH2	LLEDA12BH2D
4,400 Lumens — 0.61 m (2 ft)					
	3/4" NPT (2)	120-277 Vac, 50/60 Hz	6.35 (14.0)	LLEDA15LU2	LLEDA15LU2D
	3/4" NPT (2)	347-480 Vac, 50/60 Hz		LLEDA15BH2	LLEDA15BH2D
7,800 Lumens — 1.22 m (4 ft)					
	3/4" NPT (2)	120-277 Vac, 50/60 Hz	8.69 (19.15)	LLEDA17LU2	LLEDA17LU2D
	3/4" NPT (2)	347-480 Vac, 50/60 Hz		LLEDA17BH2	LLEDA17BH2D

① For optional safety cables, add suffix **-C** to the end of the catalog number. For optional fuse, add suffix **-F** to the end of the catalog number.

Example: LLEDA12LU2CDF.

‡ Fusing option not available with Marine Outside Type (Salt Water) rating. Fusing option not permitted for cUL.


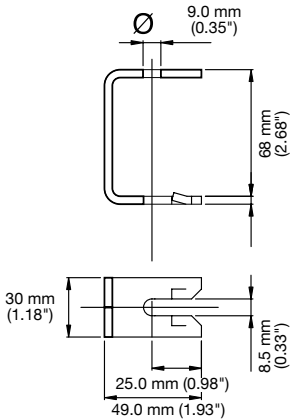
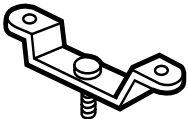
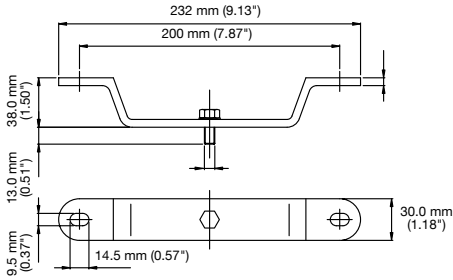

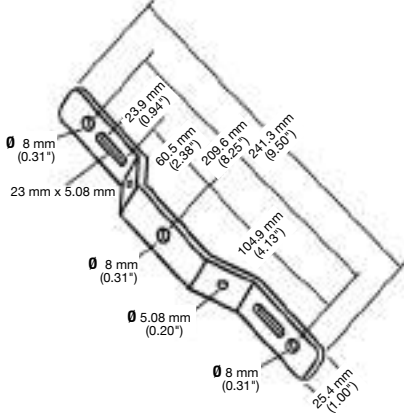
Viamaster™ LED Series Luminaires

For NEC and CEC Governed Hazardous Locations

NEC/CEC:
 Class I, Division 2, Groups A, B, C, D
 Class I, Zone 2, Group IIC
 Class II, Division 2, Groups F, G
 Zone 22, Group IIIB
 Class III

NEC/CEC:
 Type 3R, 4, 4X
 Marine Outside Type- For USA Only ☼
 IP66/IP67
 Suitable for Use in Wet Locations

Accessories and Replacement Parts

		Description	Catalog Numbers
Mounting Brackets – Set of Two			
		Surface Mounting	
		316 stainless steel	FEFBS
		Surface Mounting	
		Aluminium (gray painted) 316 stainless steel	FESBA FESBS
		Surface Mounting	
		14-gauge stainless steel	FVSM

☼ Fusing option not available with Marine Outside Type (Salt Water) rating. Fusing option not permitted for cUL.

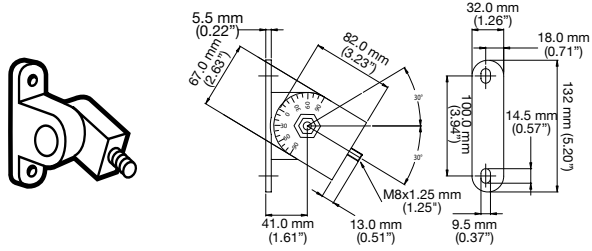
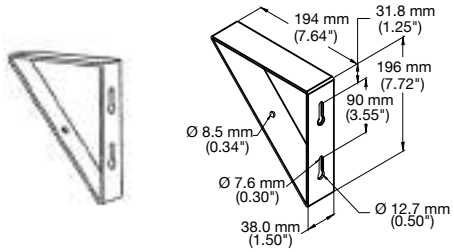
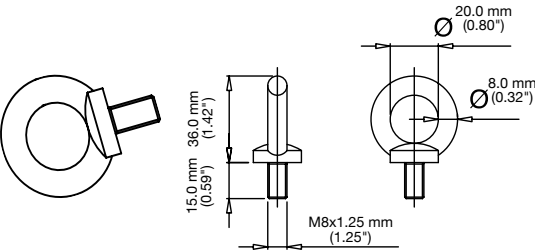
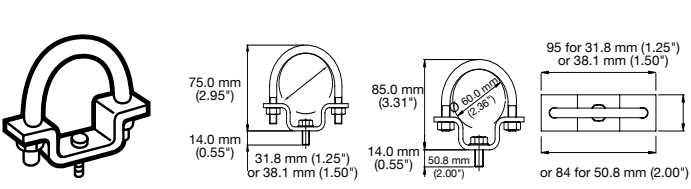
Viamaster™ LED Series Luminaires

For NEC and CEC Governed Hazardous Locations

NEC/CEC:
 Class I, Division 2, Groups A, B, C, D
 Class I, Zone 2, Group IIC
 Class II, Division 2, Groups F, G
 Zone 22, Group IIIB
 Class III

NEC/CEC:
 Type 3R, 4, 4X
 Marine Outside Type- For USA Only ☼
 IP66/IP67
 Suitable for Use in Wet Locations

Accessories and Replacement Parts

	Description	Catalog Numbers
Mounting Brackets — Set of Two		
	Hinged Brackets Aluminium	FEHBA
	Fixed 45° Wall Mount 11-gauge (1/8") stainless steel	FWWFM
	M8 Ring Bolts Zinc plated steel — For use with optional safety chain (not provided)	FERBM8Z
	Half Clamp Brackets for Pole Mounting For 42 mm to 49 mm pole (1-1/4 to 1-1/2" tube) Zinc plated steel 316 stainless steel For 60 mm pole (2" tube) Zinc plated steel 316 stainless steel	FEHC49Z FEHC49S FEHC60Z FEHC60S
Safety Cables — Set of Two		
	Safety Cables — Attached to fixtures to guard against them falling when the primary method of attachment fails.	LLEDSC
Replacement Drivers		
	120-277 Vac driver (-40 °C to +65 °C)	LLEDBU2
	347-480 Vac driver	LLEDBH
Replacement Lenses		
	Clear Polycarbonate lens with an integral gasket	LLEDCLPL
	Diffused lens with an integral gasket	LLEDPL

☼ Fusing option not available with Marine Outside Type (Salt Water) rating. Fusing option not permitted for cUL.

Appleton

LED/AREA: NEC/CEC, ATEX/IECEx ENCLOSED AND GASKETED

Viamaster™ LED Series Luminaires

For NEC and CEC Governed Hazardous Locations

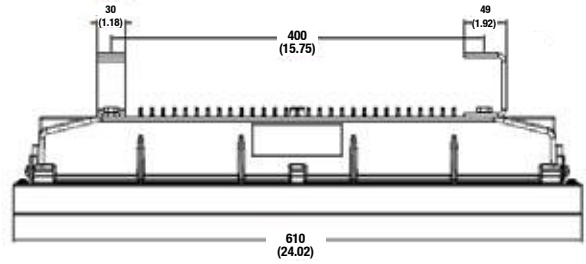
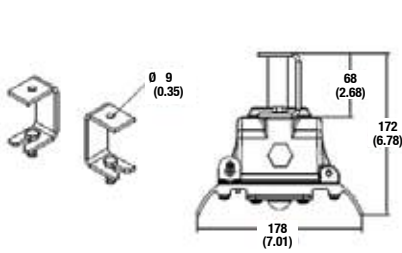
NEC/CEC:
 Class I, Division 2, Groups A, B, C, D
 Class I, Zone 2, Group IIC
 Class II, Division 2, Groups F, G
 Zone 22, Group IIIB
 Class III

NEC/CEC:
 Type 3R, 4, 4X
 Marine Outside Type- For USA Only ⚠
 IP66/IP67
 Suitable for Use in Wet Locations

Mounting Option Dimensions in Millimeters (Inches)

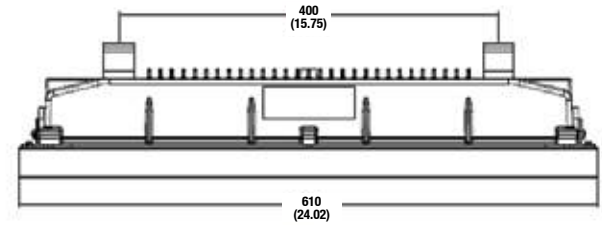
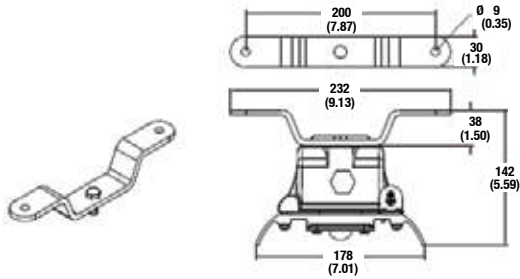
FEFBS

Ceiling/Surface Mount



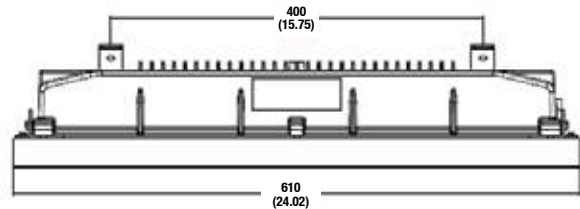
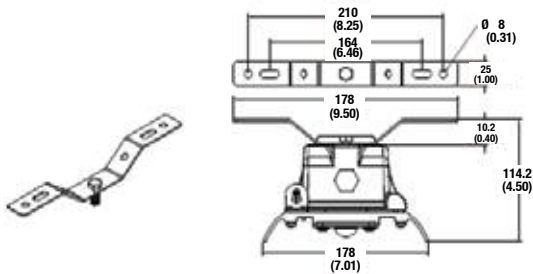
FESBA Aluminum (gray painted)
FESBS 316 stainless steel

Ceiling/Surface Mount



FVSM

Ceiling/Surface Mount



⚠ Fusing option not available with Marine Outside Type (Salt Water) rating. Fusing option not permitted for cUL.

Viamaster™ LED Series Luminaires

For NEC and CEC Governed Hazardous Locations

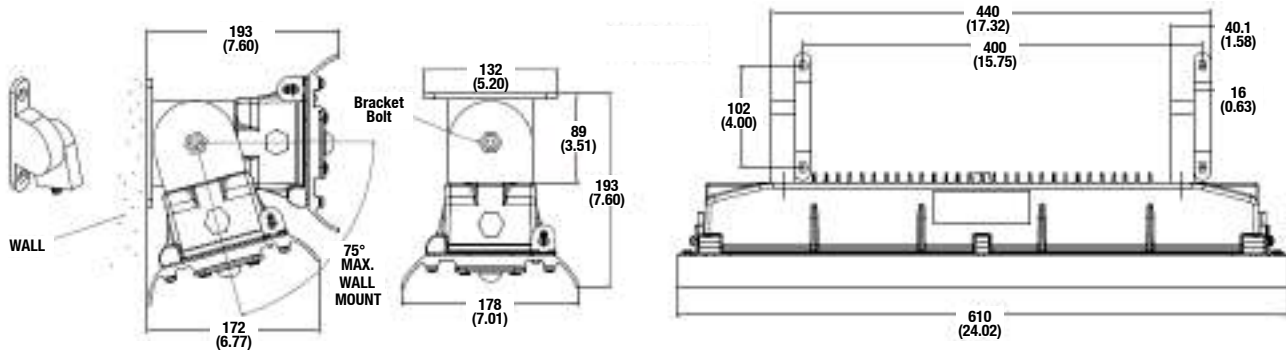
NEC/CEC:
 Class I, Division 2, Groups A, B, C, D
 Class I, Zone 2, Group IIC
 Class II, Division 2, Groups F, G
 Zone 22, Group IIIB
 Class III

NEC/CEC:
 Type 3R, 4, 4X
 Marine Outside Type- For USA Only ⌘
 IP66/IP67
 Suitable for Use in Wet Locations

Mounting Options (continued) Dimensions in Millimeters (Inches)

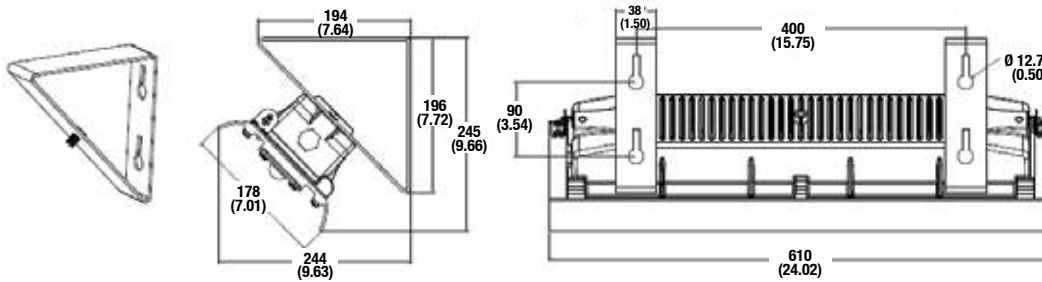
FEHBA

Wall/Hinged Mount



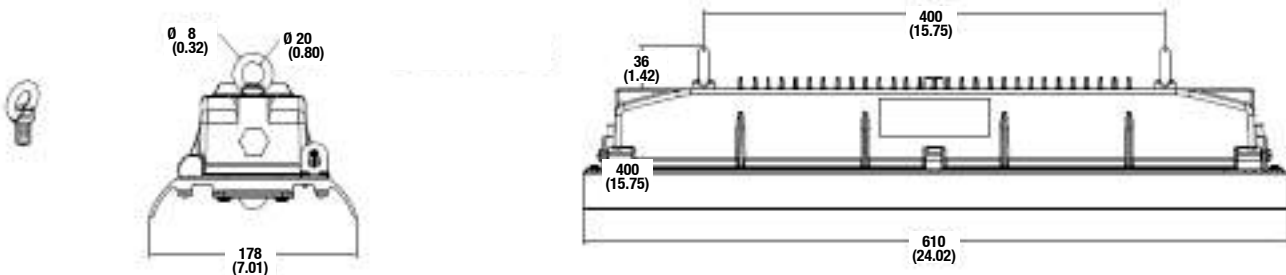
FWWFM

Wall/Fixed 45° Mount



FERBM8Z

Ceiling/Chain Mount



⌘ Fusing option not available with Marine Outside Type (Salt Water) rating. Fusing option not permitted for cUL.

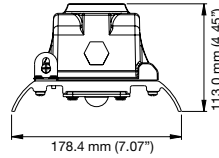
Viamaster™ LED Series Luminaires

For NEC and CEC Governed Hazardous Locations

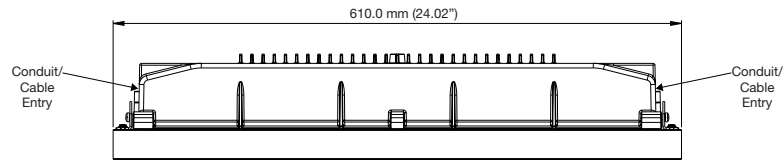
NEC/CEC:
 Class I, Division 2, Groups A, B, C, D
 Class I, Zone 2, Group IIC
 Class II, Division 2, Groups F, G
 Zone 22, Group IIIB
 Class III

NEC/CEC:
 Type 3R, 4, 4X
 Marine Outside Type- For USA Only ⚠
 IP66/IP67
 Suitable for Use in Wet Locations

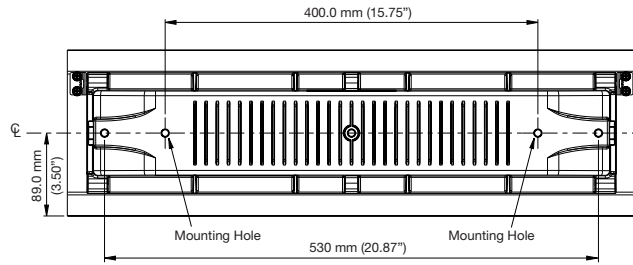
Luminaire Dimensions in Millimeters (Inches)



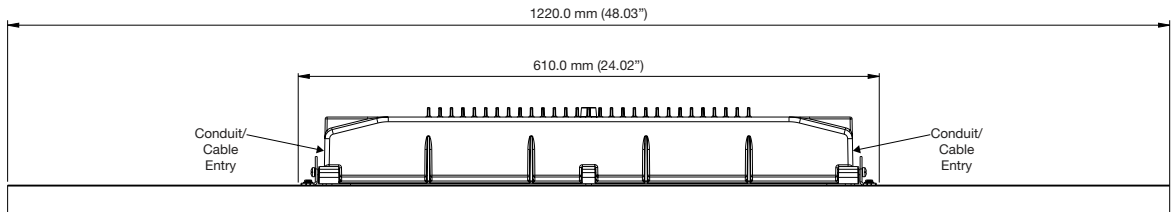
End View — 0.61 m (2 ft) and 1.22 m (4 ft) Versions



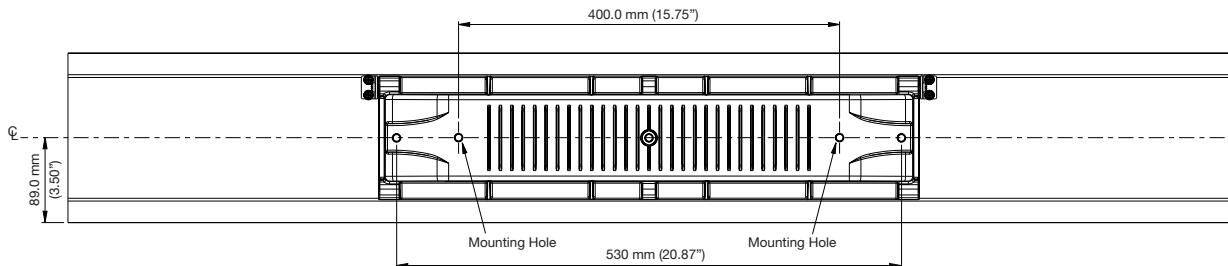
Side View — 0.61 m (2 ft) Versions



Top (Mounting) View — 0.61 m (2 ft) Versions



Side View — 1.22 m (4 ft) Version



Top (Mounting) View — 1.22 m (4 ft) Version

⚠ Fusing option not available with Marine Outside Type (Salt Water) rating. Fusing option not permitted for cUL.

Viamaster™ LED Series Luminaires

For NEC and CEC Governed Hazardous Locations

NEC/CEC:
 Class I, Division 2, Groups A, B, C, D
 Class I, Zone 2, Group IIC
 Class II, Division 2, Groups F, G
 Zone 22, Group IIIB
 Class III

NEC/CEC:
 Type 3R, 4, 4X
 Marine Outside Type- For USA Only ⚠
 IP66/IP67
 Suitable for Use in Wet Locations

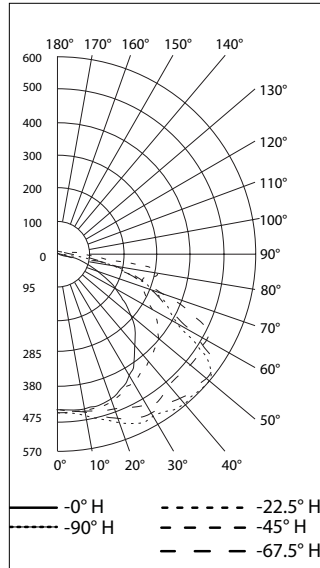
Photometric Data – DATA SHOWN IS ABSOLUTE

LLEDA12LU2 with Clear Polycarbonate Lens

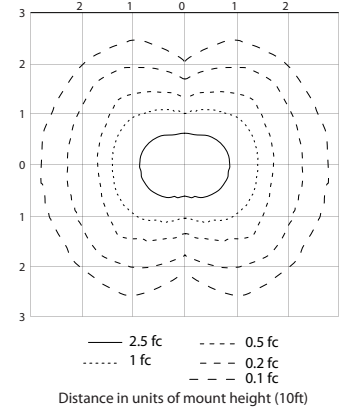
Zonal Lumens and Percentages at 25°C

Zone	Lumens	% Luminaire	Zone	Lumens	% Luminaire
0-30	424.1	20.2	0-10	46.7	2.2
0-40	741.2	35.4	10-20	140.9	6.7
0-60	1521	72.6	20-30	236.4	11.3
60-90	573.3	27.4	30-40	317.2	15.1
0-90	2094	100.0	40-50	378.4	18.1
90-180	0.3	0.0	50-60	401.5	19.2
0-180	2095	100.0	60-70	324.6	15.5
			70-80	209.6	10.0
			80-90	39.1	1.9
			90-100	0.3	0.0

Polar Candela Distribution



Isoillumination Plot

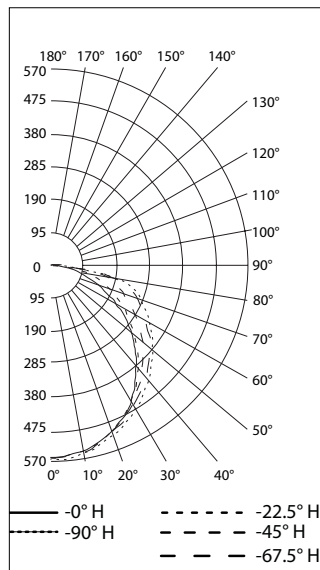


LLEDA12LU2D with Diffused Polycarbonate Lens

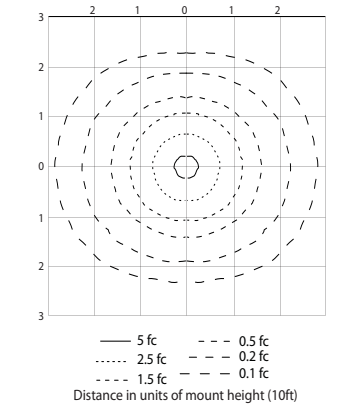
Zonal Lumens and Percentages at 25°C

Zone	Lumens	% Luminaire	Zone	Lumens	% Luminaire
0-30	429.7	24.6	0-10	52.8	3.0
0-40	702.7	40.3	10-20	150.5	8.6
0-60	1264	72.4	20-30	226.5	13.0
60-90	482.0	27.6	30-40	272.9	15.6
0-90	1746	100.0	40-50	287.4	16.5
90-180	0.0	0.0	50-60	273.6	15.7
0-180	1746	100.0	60-70	236.9	13.6
			70-80	183.1	10.5
			80-90	62.1	3.6

Polar Candela Distribution



Isoillumination Plot



⚠ Fusing option not available with Marine Outside Type (Salt Water) rating. Fusing option not permitted for cUL.

Viamaster™ LED Series Luminaires

For NEC and CEC Governed Hazardous Locations

NEC/CEC:
 Class I, Division 2, Groups A, B, C, D
 Class I, Zone 2, Group IIC
 Class II, Division 2, Groups F, G
 Zone 22, Group IIIB
 Class III

NEC/CEC:
 Type 3R, 4, 4X
 Marine Outside Type- For USA Only ⚠
 IP66/IP67
 Suitable for Use in Wet Locations

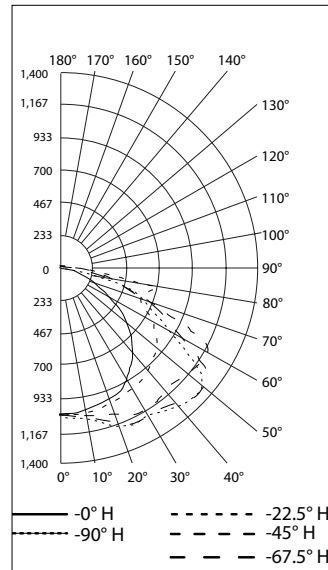
Photometric Data — DATA SHOWN IS ABSOLUTE

LLEDA15LU2 with Clear Polycarbonate Lens

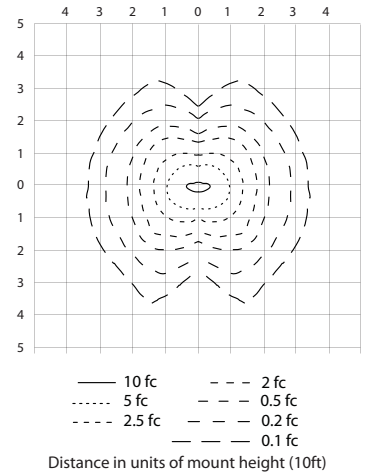
Zonal Lumens and Percentages at 25°C

Zone	Lumens	% Luminaire	Zone	Lumens	% Luminaire
0-30	912.8	20.3	0-10	100.4	2.2
0-40	1593	35.5	10-20	303.6	6.8
0-60	3282	73.0	20-30	508.8	11.3
60-90	1206	26.8	30-40	680.0	15.1
0-90	4488	99.9	40-50	822.5	18.3
90-180	4.5	0.1	50-60	866.3	19.3
0-180	4492	100.0	60-70	682.0	15.2
			70-80	438.3	9.8
			80-90	85.9	1.9
			90-100	4.2	0.1
			100-110	0.3	0.0

Polar Candela Distribution



Isoillumination Plot

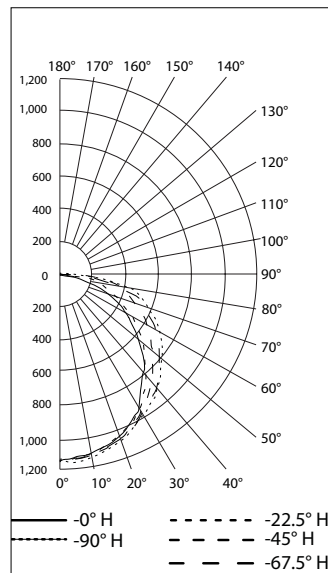


LLEDA15LU2D with Diffused Polycarbonate Lens

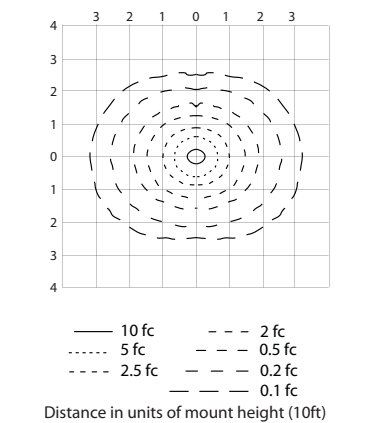
Zonal Lumens and Percentages at 25°C

Zone	Lumens	% Luminaire	Zone	Lumens	% Luminaire
0-30	884.1	24.3	0-10	108.2	3.0
0-40	1450	39.8	10-20	308.9	8.5
0-60	2618	71.9	20-30	467.0	12.8
60-90	1017	27.9	30-40	565.5	15.5
0-90	3635	99.8	40-50	598.1	16.4
90-180	7.9	0.2	50-60	570.3	15.7
0-180	3643	100.0	60-70	494.4	13.6
			70-80	382.9	10.5
			80-90	139.8	3.8
			90-100	7.4	0.2
			100-110	0.5	0.0

Polar Candela Distribution



Isoillumination Plot



⚠ Fusing option not available with Marine Outside Type (Salt Water) rating. Fusing option not permitted for cUL.

Viamaster™ LED Series Luminaires

For NEC and CEC Governed Hazardous Locations

NEC/CEC:
 Class I, Division 2, Groups A, B, C, D
 Class I, Zone 2, Group IIC
 Class II, Division 2, Groups F, G
 Zone 22, Group IIIB
 Class III

NEC/CEC:
 Type 3R, 4, 4X
 Marine Outside Type- For USA Only ⌘
 IP66/IP67
 Suitable for Use in Wet Locations

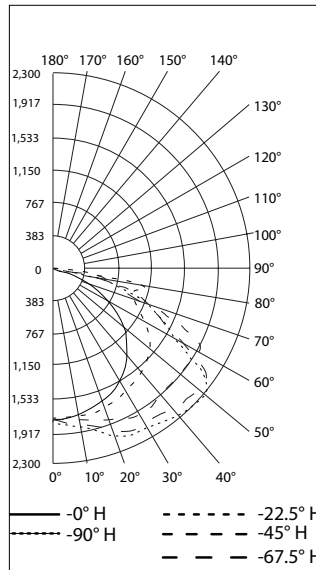
Photometric Data — DATA SHOWN IS ABSOLUTE

LLEDA17LU2 with Clear Polycarbonate Lens

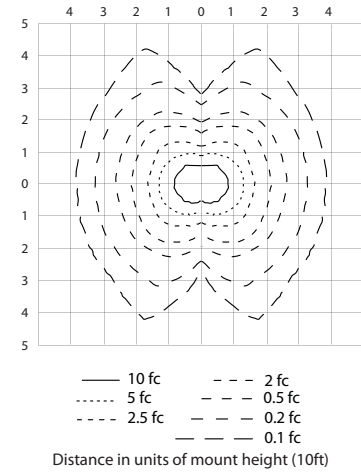
Zonal Lumens and Percentages at 25°C

Zone	Lumens	% Luminaire	Zone	Lumens	% Luminaire
0-30	1560	20.0	0-10	170.7	2.2
0-40	2728	34.9	10-20	518.4	6.6
0-60	5631	72.1	20-30	870.5	11.2
60-90	2171	27.8	30-40	1168	15.0
0-90	7802	100.0	40-50	1406	18.0
90-180	2.8	0.0	50-60	1497	19.2
0-180	7805	100.0	60-70	1229	15.7
			70-80	785.7	10.1
			80-90	156.6	2.0
			90-100	2.7	0.0

Polar Candela Distribution



Isoillumination Plot

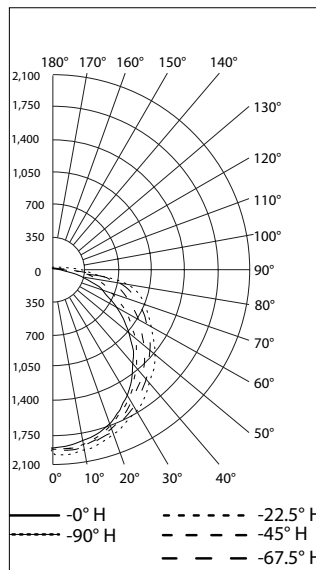


LLEDA17LU2D with Diffused Polycarbonate Lens

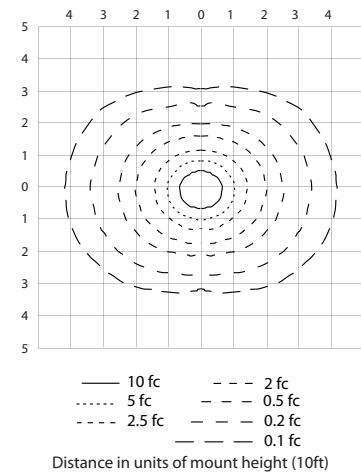
Zonal Lumens and Percentages at 25°C

Zone	Lumens	% Luminaire	Zone	Lumens	% Luminaire
0-30	1518	24.1	0-10	185.3	2.9
0-40	2494	39.5	10-20	529.7	8.4
0-60	4528	71.8	20-30	802.9	12.7
60-90	1775	28.1	30-40	976.2	15.5
0-90	6303	99.9	40-50	1038	16.5
90-180	3.4	0.1	50-60	995.8	15.8
0-180	6307	100.0	60-70	868.1	13.8
			70-80	673.7	10.7
			80-90	233.4	3.7
			90-100	3.4	0.1

Polar Candela Distribution



Isoillumination Plot



⌘ Fusing option not available with Marine Outside Type (Salt Water) rating. Fusing option not permitted for cUL.

Viamaster™ LED Series Emergency Battery Backup Luminaires ⌘

For NEC and CEC Hazardous Locations

NEC/CEC:

Class I, Division 2, Groups A, B, C, D
Class I, Zone 2, Group IIC
Class II, Division 2, Groups F, G
Zone 22, Group IIIB
Class III

NEC/CEC:

IP66/67
Type 3R, 4, 4X
Suitable for Use in Wet Locations

Applications


- For use in locations where:
 - Flammable gases, vapors and dusts are present
 - A high degree of corrosion resistance is required
 - Protection against dirt, water and moisture is necessary
- Typical applications include:
 - Oil refineries
 - Petrochemical facilities
 - Pulp and paper mills
 - Food processing plants
 - Waste and sewer treatment
 - Underground tunnels
 - General manufacturing facilities

Features

- Provides up to 1250 lumens illumination for 90 minutes of emergency lighting with clear lens.
- Functional diagnostic test self-initiates every 14 days after initial start up.
- Duration test is automatically performed once per year.
- Green and Red LED lamps indicate charging status and provide fault warning.
- Positive safety switch disconnects power between LEDs and battery management module to allow maintenance in hazardous locations.
- 60,000+ hour LED life, for years of maintenance free operation.
- Universal, high efficiency, driver covers voltage requirements for 120-277 Vac, 50/60 Hz +/- 10%.
- Standard 2KV surge suppression.
- Hinged cover with captive screws, and terminal block wiring for easy installation and maintenance.
- Standard screw-type terminal block can accept UL/CSA 26 to 10 AWG wire.
- Contemporary, low profile design suitable for tight spaces.
- Field replaceable LED driver, battery management module (BMM), battery pack, and lens.
- 5 Cell NiMH battery pack for longer emergency capability.
- Plug in connectors on battery pack for easy maintenance.
- Industry-leading thermal management for safe, reliable operation over a wide temperature range.
- Easy retrofit in same mounting footprint as Appleton's FV Series fluorescent luminaires.
- Full range of lumen outputs, with light distribution equivalent to Appleton's FV Series fluorescent luminaires.
- 2 opposing 3/4" NPT hubs with adjacent terminal blocks for thru wiring. (1) 3/4" NPT close up plug provided.

Options

- Safety cable for fall safe retention; add suffix **-C** to the end of the catalog number.
- Diffused lens is available;
 - Add suffix **-D** to the catalog number.
 - Example: **LLEDA12LU2DH**
- Fusing is available;
 - Add suffix **-F** to the catalog number. ⌘
 - Example: **LLEDA12LU2FH**



Standard Materials

- Housing: copperfree (4/10 of 1% max.) aluminum
- Lens: thermal shock- and impact-resistant polycarbonate lens
- Gasket: silicone rubber, mechanically secured
- Bolts: stainless steel
- Close up plugs: nickel plated brass
 - Mounting hardware: See ordering information

Standard Finishes

- Housing/Reflector: gray polyester

Related Products

- For specifications on non-emergency operation, refer to Viamaster LED Series Luminaires for NEC and CEC Hazardous Locations.

NEC/CEC Certifications and Compliances

- UL Standard: UL 1598, UL 8750, UL 844, UL 924
- cULus Certified: E165014
- Ambient Temperature:
120-277 Volts: -20 °C up to +55 °C (-4 °F up to +131 °F)

⌘ Fusing option not permitted for cUL.

Viamaster™ LED Series Emergency Battery Backup Luminaires ⚡

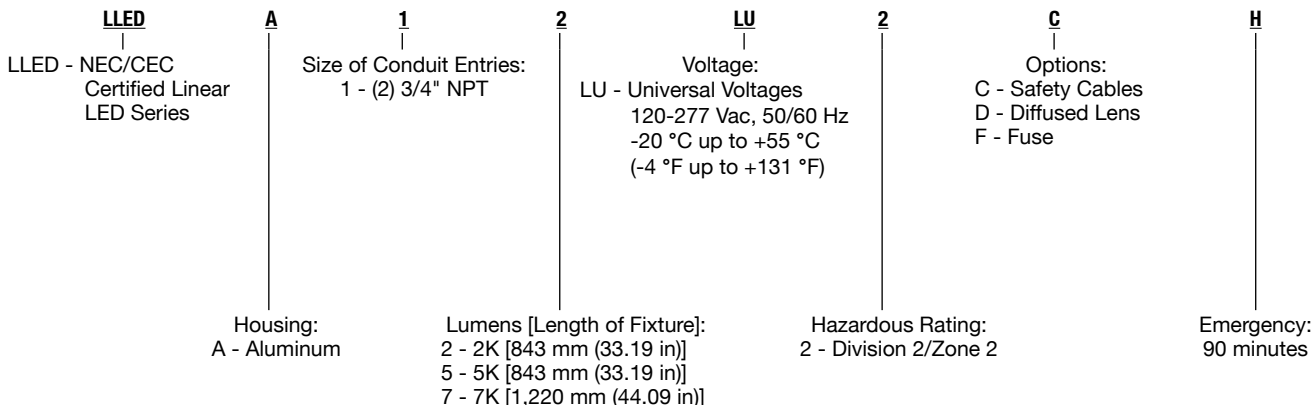
For NEC and CEC Hazardous Locations




NEC/CEC:
 Class I, Division 2, Groups A, B, C, D
 Class I, Zone 2, Group IIC
 Class II, Division 2, Groups F, G
 Zone 22, Group IIIB
 Class III

NEC/CEC:
 IP66/67
 Type 3R, 4, 4X
 Suitable for Use in Wet Locations

Order using catalog numbering guides below or select catalog number from tables on following pages.

Catalog Numbering Guide – NEC/CEC Certified Linear LED



	Conduit/Cable Entries	Voltage	Weight kg (lb)	Catalog Numbers ①	
				Clear Polycarbonate	Diffused Polycarbonate
2,200 Lumens – 0.843 m (3 ft)					
	3/4" NPT (2)	120-277 Vac, 50/60 Hz	8.75 (19.30)	LLEDA12LU2H	LLEDA12LU2DH
4,600 Lumens – 0.843 m (3 ft)					
	3/4" NPT (2)	120-277 Vac, 50/60 Hz	8.89 (19.60)	LLEDA15LU2H	LLEDA15LU2DH
7,800 Lumens – 1.22 m (4 ft)					
	3/4" NPT (2)	120-277 Vac, 50/60 Hz	9.07 (20.00)	LLEDA17LU2H	LLEDA17LU2DH

① For optional safety cables, add suffix -C to the end of the catalog number. For optional fuse, add suffix -F to the catalog number.

Example: LLEDA12LU2CDFH.

⚡ Fusing option not permitted for cUL.

Viamaster™ LED Series Emergency Battery Backup Luminaires ⚡

For NEC and CEC Hazardous Locations

NEC/CEC:
 Class I, Division 2, Groups A, B, C, D
 Class I, Zone 2, Group IIC
 Class II, Division 2, Groups F, G
 Zone 22, Group IIIB
 Class III

NEC/CEC:
 IP66/67
 Type 3R, 4, 4X
 Suitable for Use in Wet Locations

Technical Data ①

Luminaire		Ambient Temperature °C (°F)	Supply Wire Temperature °C (°F)	NEC/CEC			Dust	
Lumen Output	Type			Class I, Division 2 ②	Gas Groups	Class I, Zone 2, AEx nA IIC, Ex nA IIC	Class II, Division 2 ③	Groups
2,200	LED	40 (104)	75 (167)	T4	A, B, C, D	T4	T6	F, G
		55 (131)	75 (167)	T3C	A, B, C, D	T3	T5	F, G
		65 (149)	75 (167)	T3C	A, B, C, D	T3	T4A	F, G
4,600	LED	40 (104)	75 (167)	T4A	A, B, C, D	T4	T5	F, G
		55 (131)	75 (167)	T4A	A, B, C, D	T4	T5	F, G
		65 (149)	75 (167)	T4	A, B, C, D	T4	T4A	F, G
7,800	LED	40 (104)	75 (167)	T4A	A, B, C, D	T4	T5	F, G
		55 (131)	75 (167)	T4	A, B, C, D	T4	T4A	F, G
		65 (149)	75 (167)	T4	A, B, C, D	T4	T4A	F, G

“T” Numbers Represent the Maximum Internal Temperature ② or Maximum Surface Temperature ③

“T” #	NEC/CEC															
	T1	350	325	T2	T2A	T2B	T2C	T2D	T3	T3A	T3B	T3C	T4	T4A	T5	T6
Temp. Range °C (°F)	351-450 (664-842)	326-350 (619-662)	301-325 (574-617)	281-300 (538-572)	261-280 (502-536)	231-260 (448-500)	216-230 (421-446)	201-215 (394-419)	181-200 (358-392)	166-180 (331-356)	161-165 (322-329)	136-160 (277-320)	121-135 (250-275)	101-120 (214-248)	86-100 (187-212)	85 (185)

Luminaire Comparison Chart

Catalog Number	Line Current Amps	Input Power	Power Factor	THD	Lumens					Color Temp CCT	Length m (ft)
					Clear Polycarbonate	Diffused Polycarbonate	CRI	Color Temp CCT	Length m (ft)		
Standard Operation											
LLEDA12LU2H	.21@120V .11@277V	24	>0.95 >0.87	<20%	2200	1800	70	5650K	0.842 (3)		
LLEDA15LU2H	.43@120V .20@277V	45	>.95	<20%	4400	3800	70	5650K	0.842 (3)		
LLEDA17LU2H	.73@120V .33@277V	83	>.95	<20%	7800	6400	70	5650K	1.22 (4)		
90 Minute Emergency Mode											
LLEDA12LU2H	2.3@6.6V	15	1.00	0	1250	1000	70	5650K	0.842 (3)		
LLEDA15LU2H	2.3@6.6V	15	1.00	0	1250	1000	70	5650K	0.842 (3)		
LLEDA17LU2H	2.3@6.6V	15	1.00	0	1250	1000	70	5650K	1.22 (4)		

① T codes provided in catalog pages are based on worst case data.
 ② T numbers represent the maximum internal temperature for Class I, Division 2 and Class I, Zone 2 locations designated by the NEC.
 ③ T numbers represent the maximum surface temperature under a dust blanket for Class II, Division 1 and 2 as designated by the NEC.
 ⚡ Fusing option not permitted for cUL.

Viamaster™ LED Series Emergency Battery Backup Luminaires ⚡

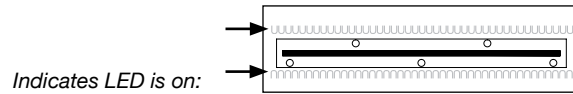
For NEC and CEC Hazardous Locations

NEC/CEC:
 Class I, Division 2, Groups A, B, C, D
 Class I, Zone 2, Group IIC
 Class II, Division 2, Groups F, G
 Zone 22, Group IIIB
 Class III

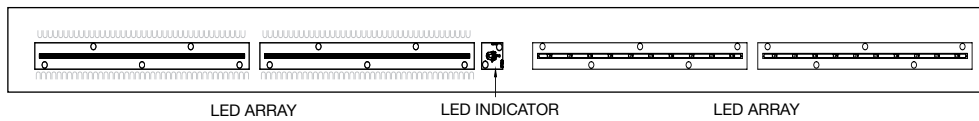
NEC/CEC:
 IP66/67
 Type 3R, 4, 4X
 Suitable for Use in Wet Locations

Emergency Mode

Illustration of LED operation in Emergency Mode

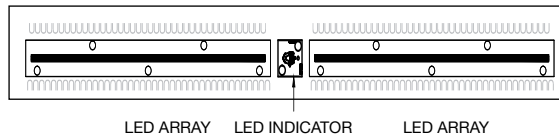


7,000 Lumen Version — 1.22 m (4 ft)



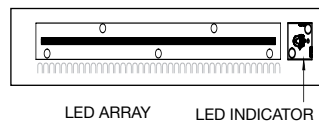
Two arrays on, two arrays off.

5,000 Lumen Version — 0.843 m (3 ft)



Both arrays on.

2,000 Lumen Version — 0.843 m (3 ft)



Array on.

Battery Charging Circuit Specifications

Battery Charge Current:	Battery Intermittent Charge:	Battery Type:	Battery Quantity:	Battery Voltage (total):	Battery Capacity:	Battery Charge Time:
300 mA	60 mA	“D” Cell NiMH	5	6 V nominal	6 A-hr	24 hrs

⚡ Fusing option not permitted for cUL.

Viamaster™ LED Series Emergency Battery Backup Luminaires ⌘

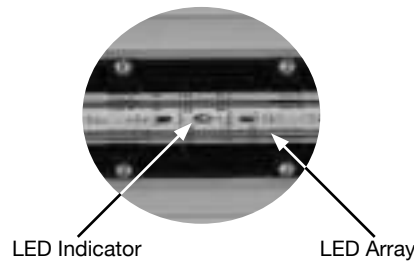
For NEC and CEC Hazardous Locations

NEC/CEC:
 Class I, Division 2, Groups A, B, C, D
 Class I, Zone 2, Group IIC
 Class II, Division 2, Groups F, G
 Zone 22, Group IIIB
 Class III

NEC/CEC:
 IP66/67
 Type 3R, 4, 4X
 Suitable for Use in Wet Locations

Automatic Testing System (ATS)	
Functional	Full Duration
Starts within 24 to 45 hours after the initial powerup of the module	Starts within 14 to 35 days after the initial power of the module
Occurs every 14 days after the initial aforementioned functional test	Occurs every 364 days after the initial aforementioned functional test
Lasts for 5 minutes	Lasts for the full duration of the rated emergency period

At the completion of functional and full duration tests, LED indicator will display the status of the emergency luminaire when AC is present



Color	LED Signals	
	Timing	Description
Green	1 sec ON: 1 sec OFF	Charging ok, Battery not yet fully charged, No fault detected, Testing ok
Green	0.25 sec ON: 0.25 sec OFF	Functional / Duration Test on-going
Green	Steady ON	Charging ok, Battery fully charged, No fault detected, Testing ok
Red	1 sec ON: 1 sec OFF	Installation issue. Battery is reverse, not connected or shorted. Functional test failure, full duration test failure
Indicator OFF, LED Array ON	LED OFF	No AC, Emergency mode ON

LED/AREA: NEC/CEC EMERGENCY



⌘ Fusing option not permitted for cUL.


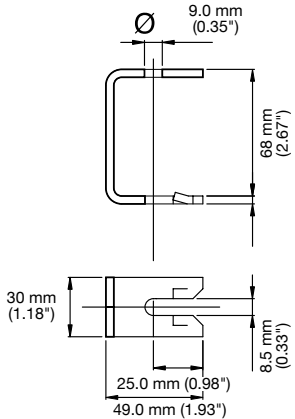
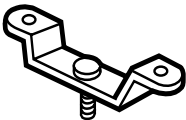
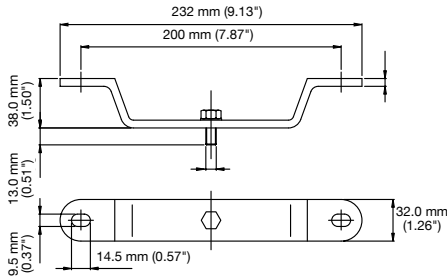

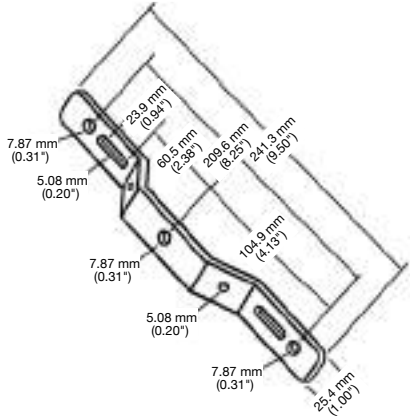
Viamaster™ LED Series Emergency Battery Backup Luminaires ⚡

For NEC and CEC Hazardous Locations

NEC/CEC:
 Class I, Division 2, Groups A, B, C, D
 Class I, Zone 2, Group IIC
 Class II, Division 2, Groups F, G
 Zone 22, Group IIIB
 Class III

NEC/CEC:
 IP66/67
 Type 3R, 4, 4X
 Suitable for Use in Wet Locations

Accessories and Replacement Parts

	Description	Catalog Numbers
<p>Mounting Brackets – Set of Two</p>  	<p>Fixing Brackets for Surface Installation</p> <p>316 stainless steel</p>	<p>FEFBS</p>
 	<p>Surface Mounting</p> <p>Aluminium (gray painted) 316 stainless steel</p>	<p>FESBA FESBS</p>
 	<p>Surface Mounting</p> <p>14-gauge stainless steel</p>	<p>FVSM</p>

LED/AREA: NEC/CEC EMERGENCY

Appleton®

⚡ Fusing option not permitted for cUL.


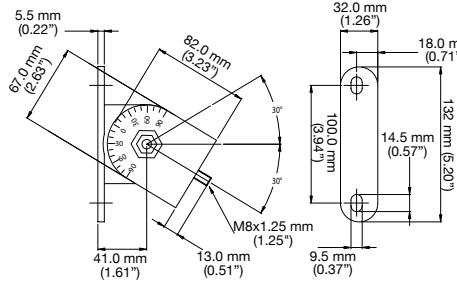

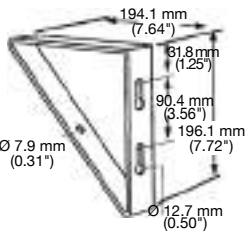

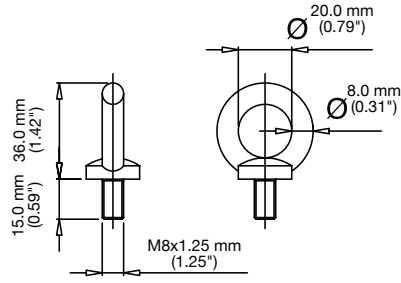
Viamaster™ LED Series Emergency Battery Backup Luminaires ⚡

For NEC and CEC Hazardous Locations

NEC/CEC:
 Class I, Division 2, Groups A, B, C, D
 Class I, Zone 2, Group IIC
 Class II, Division 2, Groups F, G
 Zone 22, Group IIIB
 Class III

NEC/CEC:
 IP66/67
 Type 3R, 4, 4X
 Suitable for Use in Wet Locations

Accessories and Replacement Parts

	Description	Catalog Numbers
Mounting Brackets — Set of Two		
 	Hinged Brackets for Adjusting Luminaire Aluminum	FEHBA
 	Fixed 45° Wall Mount 11-gauge (1/8") stainless steel	FVWFM
 	M8 Ring Bolts ① Zinc plated steel — For use with optional safety chain (not provided) Not for use with Marine Listing	FERBM8Z
Safety Cables — Set of Two	Safety Cables — Attached to fixtures to guard against them falling when the primary method of attachment fails.	LLEDSC
Replacement Drivers	120-277 Vac driver	LLEDBU2
Replacement Lenses	Clear Polycarbonate lens with an integral gasket	LLEDCLPL
	Diffused lens with an integral gasket	LLEDDPL
Replacement Battery Management Module		BMMLLED
Replacement Battery Pack		BPLLED

① Not for use in Marine applications.
 ⚡ Fusing option not permitted for cUL.

Viamaster™ LED Series Emergency Battery Backup Luminaires ⚡

For NEC and CEC Hazardous Locations

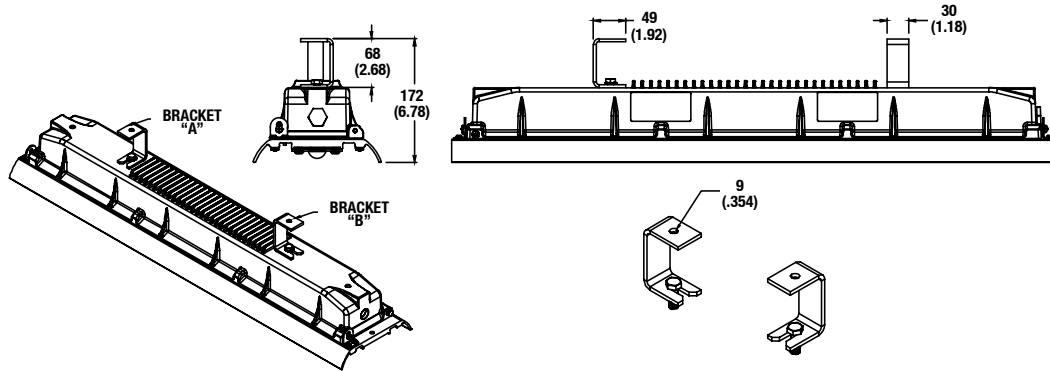
NEC/CEC:
 Class I, Division 2, Groups A, B, C, D
 Class I, Zone 2, Group IIC
 Class II, Division 2, Groups F, G
 Zone 22, Group IIIB
 Class III

NEC/CEC:
 IP66/67
 Type 3R, 4, 4X
 Suitable for Use in Wet Locations

Mounting Options Dimensions in Millimeters (Inches)

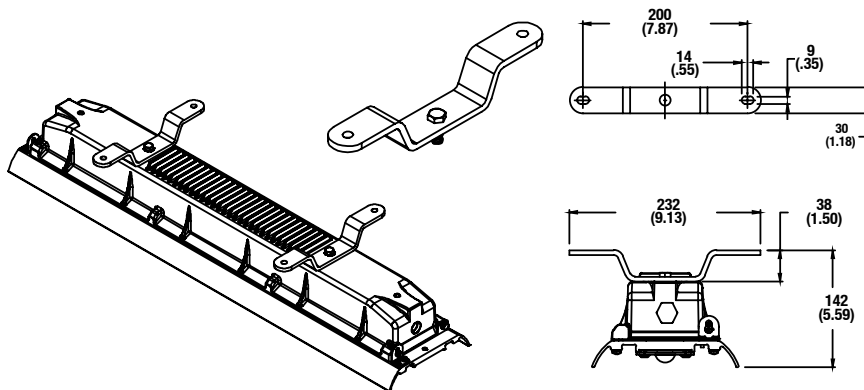
FEFBS

Ceiling/Surface Mount



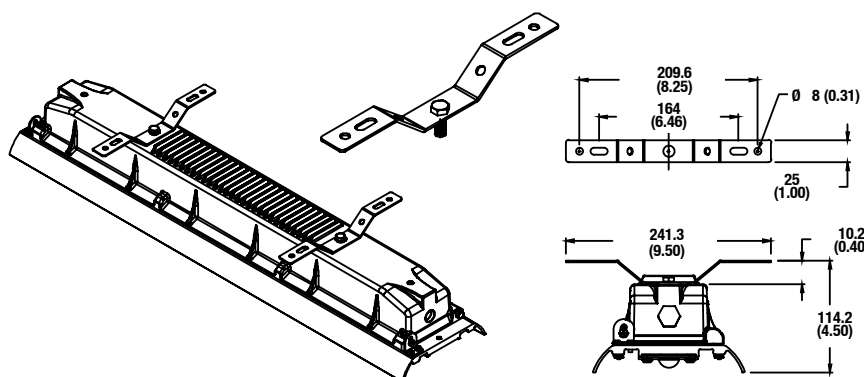
FESBA Aluminum (gray painted)
 FESBS 316 stainless steel

Ceiling/Surface Mount



FVSM

Ceiling/Surface Mount



⚡ Fusing option not permitted for cUL.

Viamaster™ LED Series Emergency Battery Backup Luminaires ⌘

For NEC and CEC Hazardous Locations

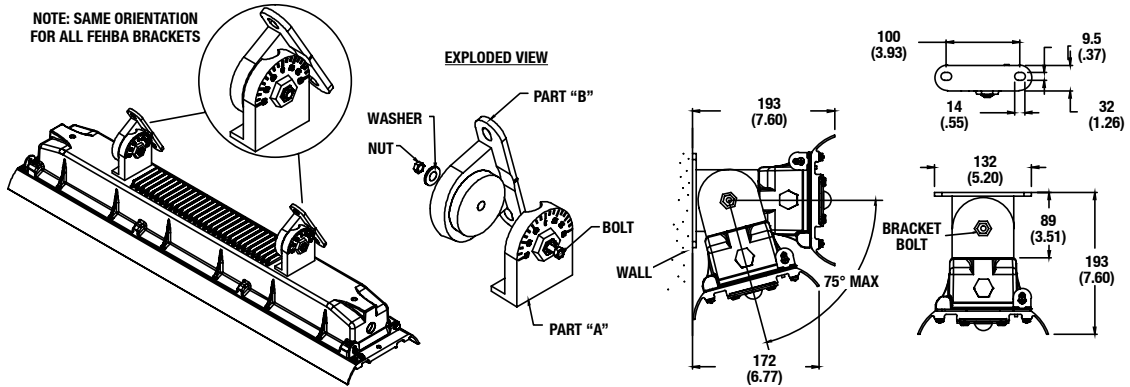
NEC/CEC:
 Class I, Division 2, Groups A, B, C, D
 Class I, Zone 2, Group IIC
 Class II, Division 2, Groups F, G
 Zone 22, Group IIIB
 Class III

NEC/CEC:
 IP66/67
 Type 3R, 4, 4X
 Suitable for Use in Wet Locations

Mounting Options (continued) Dimensions in Millimeters (Inches)

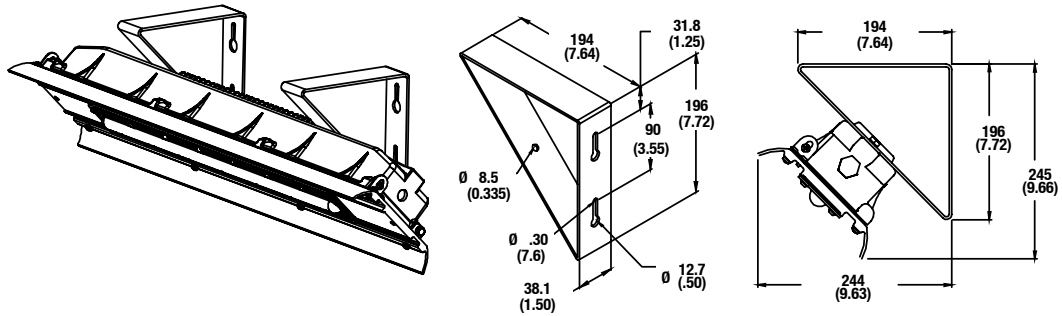
FEHBA

Wall/Hinged Mount



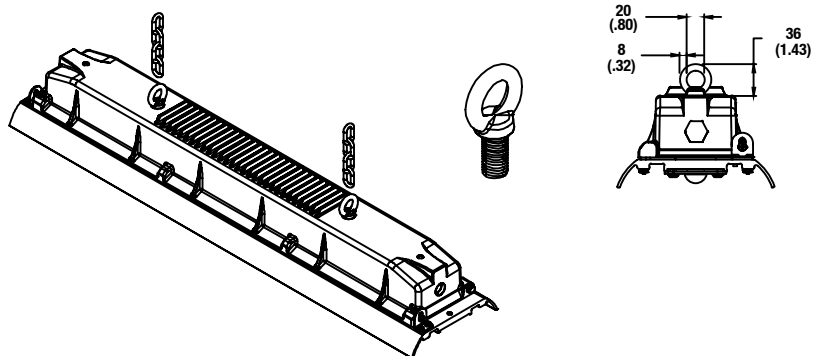
FWWM

Wall/Fixed 45° Mount



FERBM8Z

Ceiling/Chain Mount



⌘ Fusing option not permitted for cUL.

Visit our website at www.emerson.com or contact us at (800) 621-1506.
 © February 2017

LED / AREA: NEC / CEC EMERGENCY

Appleton

Viamaster™ LED Series Emergency Battery Backup Luminaires ⌘

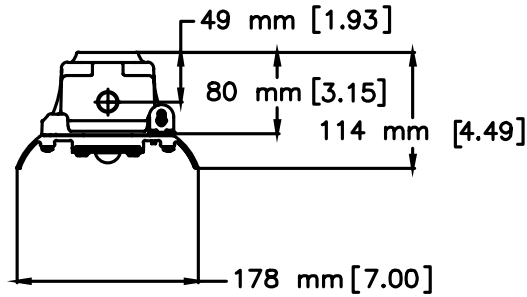
For NEC and CEC Hazardous Locations

NEC/CEC:
 Class I, Division 2, Groups A, B, C, D
 Class I, Zone 2, Group IIC
 Class II, Division 2, Groups F, G
 Zone 22, Group IIIB
 Class III

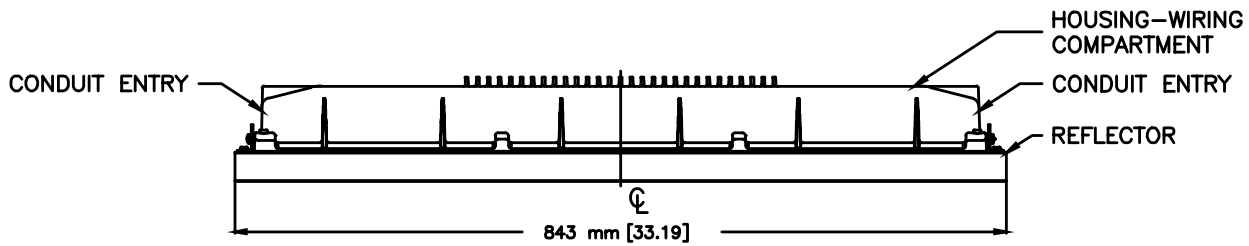
NEC/CEC:
 IP66/67
 Type 3R, 4, 4X
 Suitable for Use in Wet Locations

Luminaire Dimensions in Millimeters (Inches)

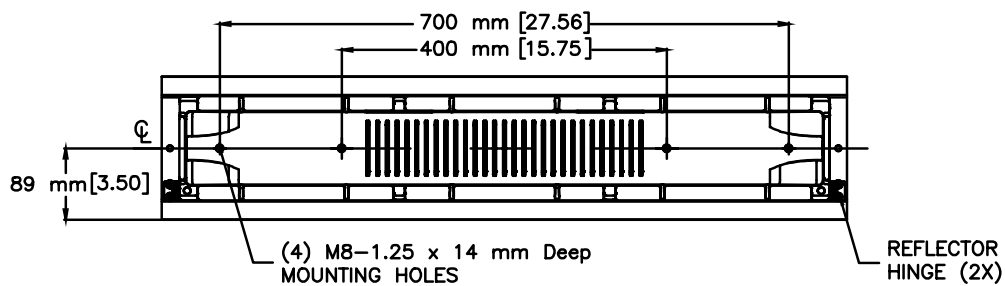
LLEDA12H and LLEDA15H



End View — 843 mm (33.19 in) Versions



Side View — 843 mm (33.19 in) Versions



Top (Mounting) View — 843 mm (33.19 in) Versions

LED / AREA: NEC / CEC EMERGENCY



⌘ Fusing option not permitted for cUL.

Viamaster™ LED Series Emergency Battery Backup Luminaires ⚡

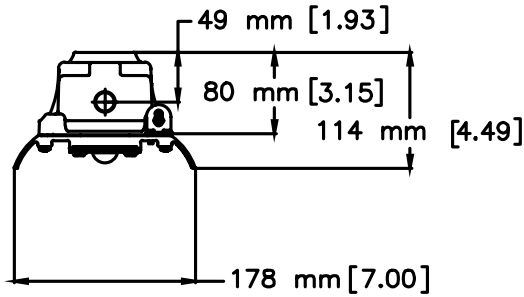
For NEC and CEC Hazardous Locations

NEC/CEC:
 Class I, Division 2, Groups A, B, C, D
 Class I, Zone 2, Group IIC
 Class II, Division 2, Groups F, G
 Zone 22, Group IIIB
 Class III

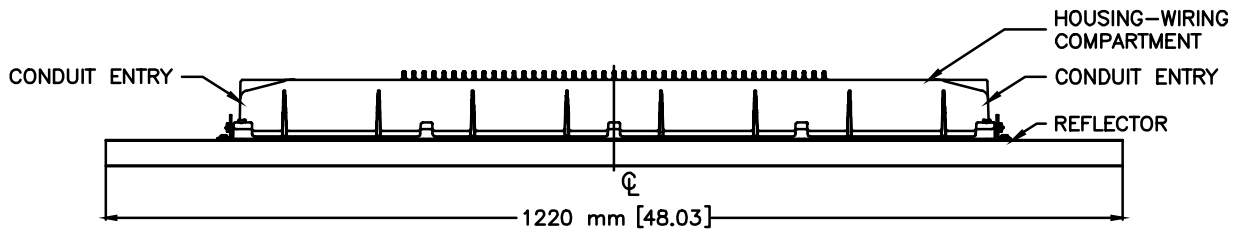
NEC/CEC:
 IP66/67
 Type 3R, 4, 4X
 Suitable for Use in Wet Locations

Luminaire Dimensions in Millimeters (Inches)

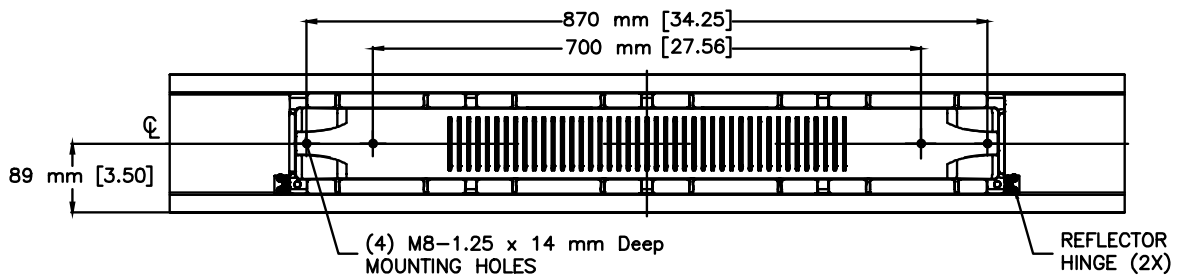
LLEDA17H



End View — 1,220 mm (44.09 in) Versions



Side View — 1,220 mm (44.09 in) Versions



Top (Mounting) View — 1,220 mm (44.09 in) Versions

LED/AREA: NEC/CEC EMERGENCY



⚡ Fusing option not permitted for cUL.

Viamaster™ LED Series Emergency Battery Backup Luminaires ⌘

For NEC and CEC Hazardous Locations

NEC/CEC:
 Class I, Division 2, Groups A, B, C, D
 Class I, Zone 2, Group IIC
 Class II, Division 2, Groups F, G
 Zone 22, Group IIIB
 Class III

NEC/CEC:
 IP66/67
 Type 3R, 4, 4X
 Suitable for Use in Wet Locations

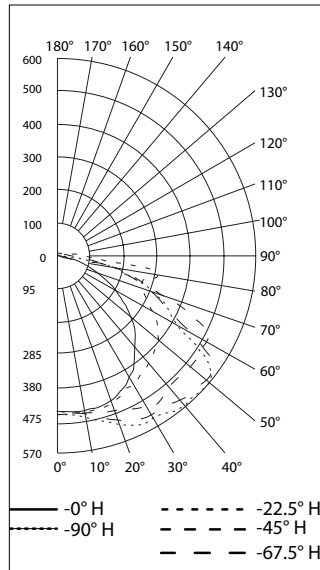
Photometric Data — DATA SHOWN IS ABSOLUTE

LLEDA12LU2H with Clear Polycarbonate Lens — Standard Mode

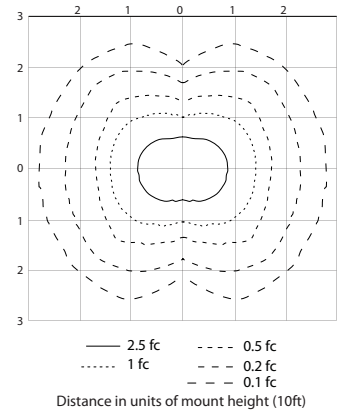
Zonal Lumens and Percentages at 25°C

Zone	Lumens	% Luminaire	Zone	Lumens	% Luminaire
0-30	424.1	20.2	0-10	46.7	2.2
0-40	741.2	35.4	10-20	140.9	6.7
0-60	1521	72.6	20-30	236.4	11.3
60-90	573.3	27.4	30-40	317.2	15.1
0-90	2094	100.0	40-50	378.4	18.1
90-180	0.3	0.0	50-60	401.5	19.2
0-180	2095	100.0	60-70	324.6	15.5
			70-80	209.6	10.0
			80-90	39.1	1.9
			90-100	0.3	0.0

Polar Candela Distribution



Isoillumination Plot

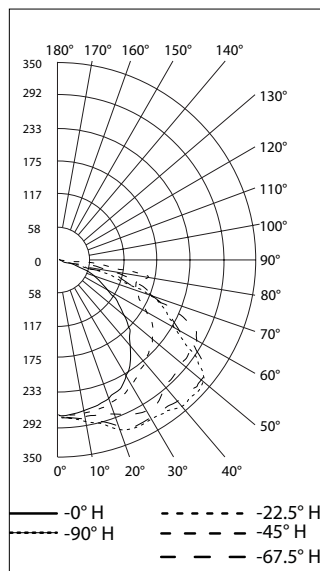


LLEDA12LU2H with Clear Polycarbonate Lens — Emergency Mode

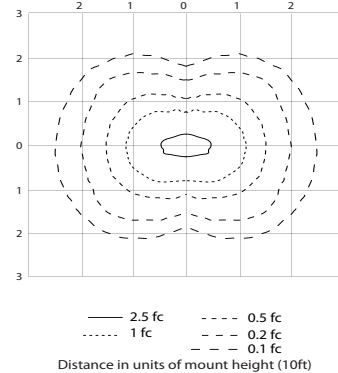
Zonal Lumens and Percentages at 25°C

Zone	Lumens	% Luminaire	Zone	Lumens	% Luminaire
0-30	243.3	20.3	0-10	26.8	2.2
0-40	423.5	35.3	10-20	80.9	6.7
0-60	863.5	71.9	20-30	135.6	11.3
60-90	337.3	28.1	30-40	180.3	15.0
0-90	1201	100.0	40-50	213.9	17.8
90-180	0.1	0.0	50-60	226.0	18.8
0-180	1201	100.0	60-70	188.3	15.7
			70-80	123.1	10.2
			80-90	26.0	2.2
			90-100	0.1	0.0

Polar Candela Distribution



Isoillumination Plot



LED/AREA: NEC/CEC EMERGENCY



⌘ Fusing option not permitted for cUL.

Viamaster™ LED Series Emergency Battery Backup Luminaires ⌘

For NEC and CEC Hazardous Locations

NEC/CEC:
 Class I, Division 2, Groups A, B, C, D
 Class I, Zone 2, Group IIC
 Class II, Division 2, Groups F, G
 Zone 22, Group IIIB
 Class III

NEC/CEC:
 IP66/67
 Type 3R, 4, 4X
 Suitable for Use in Wet Locations

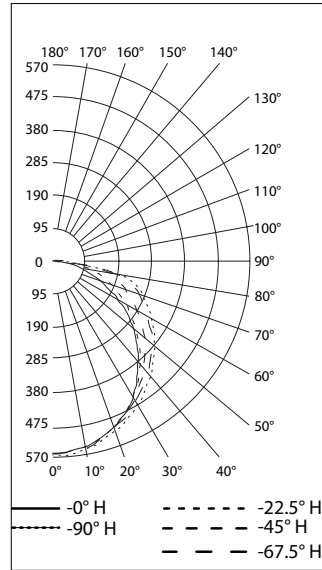
Photometric Data — DATA SHOWN IS ABSOLUTE

LLEDA12LU2DH with Diffused Polycarbonate Lens — Standard Mode

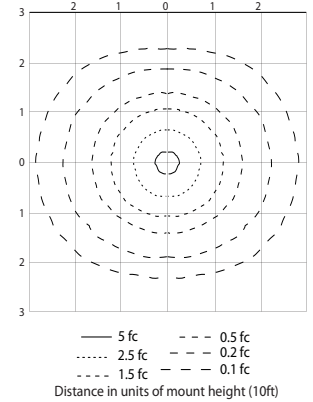
Zonal Lumens and Percentages at 25°C

Zone	Lumens	% Luminaire	Zone	Lumens	% Luminaire
0-30	429.7	24.6	0-10	52.8	3.0
0-40	702.7	40.3	10-20	150.5	8.6
0-60	1264	72.4	20-30	226.5	13.0
60-90	482.0	27.6	30-40	272.9	15.6
0-90	1746	100.0	40-50	287.4	16.5
90-180	0.0	0.0	50-60	273.6	15.7
0-180	1746	100.0	60-70	236.9	13.6
			70-80	183.1	10.5
			80-90	62.1	3.6

Polar Candela Distribution



Isoillumination Plot

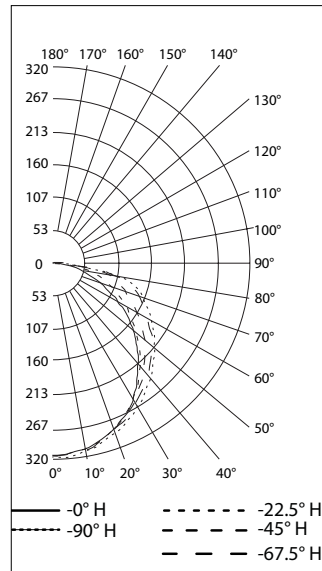


LLEDA12LU2DH with Diffused Polycarbonate Lens — Emergency Mode

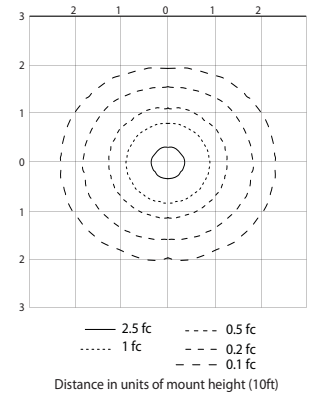
Zonal Lumens and Percentages at 25°C

Zone	Lumens	% Luminaire	Zone	Lumens	% Luminaire
0-30	239.3	24.6	0-10	29.4	3.0
0-40	391.3	40.2	10-20	83.8	8.6
0-60	704.3	72.4	20-30	126.1	13.0
60-90	268.1	27.6	30-40	152.0	15.6
0-90	972.3	100.0	40-50	160.4	16.5
90-180	0.0	0.0	50-60	152.6	15.7
0-180	972.4	100.0	60-70	132.2	13.6
			70-80	102.2	10.5
			80-90	33.6	3.5

Polar Candela Distribution



Isoillumination Plot



⌘ Fusing option not permitted for cUL.

Viamaster™ LED Series Emergency Battery Backup Luminaires ⌘

For NEC and CEC Hazardous Locations

NEC/CEC:
 Class I, Division 2, Groups A, B, C, D
 Class I, Zone 2, Group IIC
 Class II, Division 2, Groups F, G
 Zone 22, Group IIIB
 Class III

NEC/CEC:
 IP66/67
 Type 3R, 4, 4X
 Suitable for Use in Wet Locations

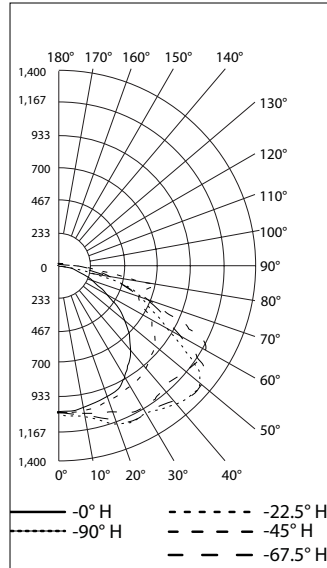
Photometric Data — DATA SHOWN IS ABSOLUTE

LLEDA15LU2H with Clear Polycarbonate Lens — Standard Mode

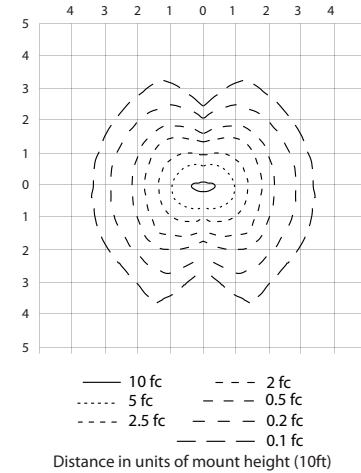
Zonal Lumens and Percentages at 25°C

Zone	Lumens	% Luminaire	Zone	Lumens	% Luminaire
0-30	912.8	20.3	0-10	100.4	2.2
0-40	1593	35.5	10-20	303.6	6.8
0-60	3282	73.0	20-30	508.8	11.3
60-90	1206	26.8	30-40	680.0	15.1
0-90	4488	99.9	40-50	822.5	18.3
90-180	4.5	0.1	50-60	866.3	19.3
0-180	4492	100.0	60-70	682.0	15.2
			70-80	438.3	9.8
			80-90	85.9	1.9
			90-100	4.2	0.1
			100-110	0.3	0.0

Polar Candela Distribution



Isoillumination Plot

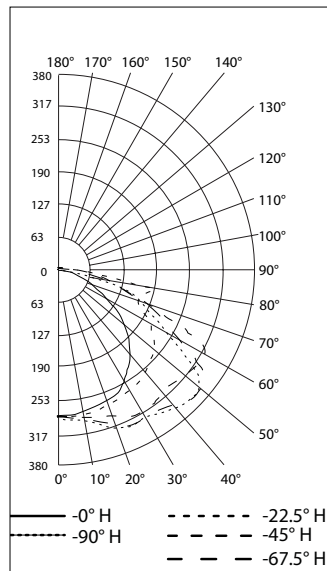


LLEDA15LU2H with Clear Polycarbonate Lens — Emergency Mode

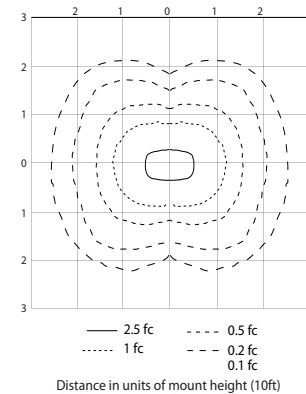
Zonal Lumens and Percentages at 25°C

Zone	Lumens	% Luminaire	Zone	Lumens	% Luminaire
0-30	260.7	19.9	0-10	28.7	2.2
0-40	455.2	34.7	10-20	86.6	6.6
0-60	939.1	71.6	20-30	145.4	11.1
60-90	371.6	28.3	30-40	194.4	14.8
0-90	1311	100.0	40-50	233.1	17.8
90-180	0.4	0.0	50-60	250.8	19.1
0-180	1311	100.0	60-70	209.7	16.0
			70-80	133.0	10.1
			80-90	28.9	2.2
			90-100	0.4	0.0
			100-110		

Polar Candela Distribution



Isoillumination Plot



LED/AREA: NEC/CEC EMERGENCY

Appleton®

⌘ Fusing option not permitted for cUL.

Viamaster™ LED Series Emergency Battery Backup Luminaires ⌘

For NEC and CEC Hazardous Locations

NEC/CEC:
 Class I, Division 2, Groups A, B, C, D
 Class I, Zone 2, Group IIC
 Class II, Division 2, Groups F, G
 Zone 22, Group IIIB
 Class III

NEC/CEC:
 IP66/67
 Type 3R, 4, 4X
 Suitable for Use in Wet Locations

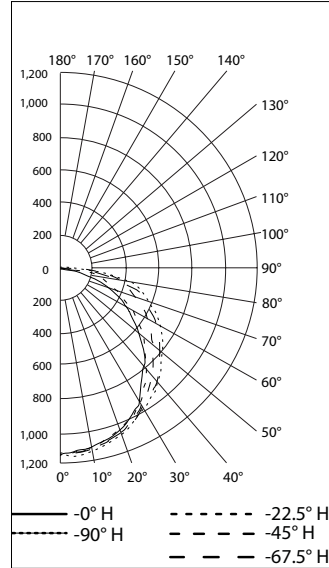
Photometric Data — DATA SHOWN IS ABSOLUTE

LLEDA15LU2DH with Diffused Polycarbonate Lens — Standard Mode

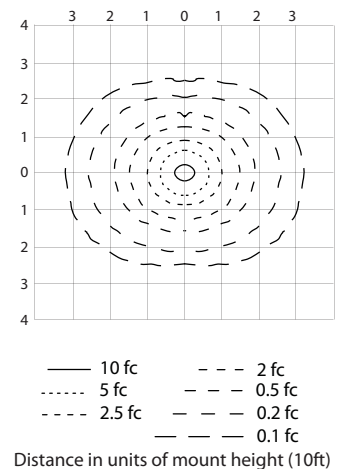
Zonal Lumens and Percentages at 25°C

Zone	Lumens	% Luminaire	Zone	Lumens	% Luminaire
0-30	884.1	24.3	0-10	108.2	3.0
0-40	1450	39.8	10-20	308.9	8.5
0-60	2618	71.9	20-30	467.0	12.8
60-90	1017	27.9	30-40	565.5	15.5
0-90	3635	99.8	40-50	598.1	16.4
90-180	7.9	0.2	50-60	570.3	15.7
0-180	3643	100.0	60-70	494.4	13.6
			70-80	382.9	10.5
			80-90	139.8	3.8
			90-100	7.4	0.2
			100-110	0.5	0.0

Polar Candela Distribution



Isoillumination Plot

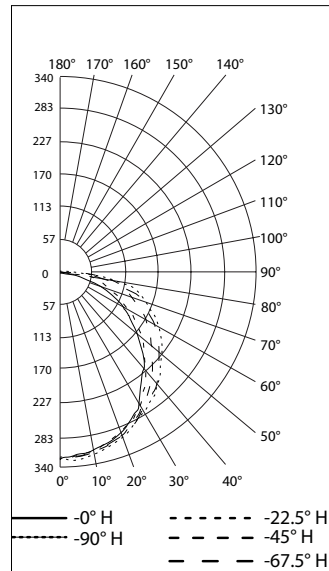


LLEDA15LU2DH with Diffused Polycarbonate Lens — Emergency Mode

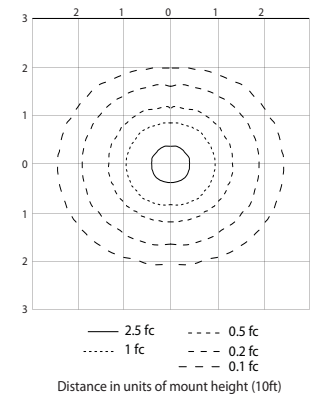
Zonal Lumens and Percentages at 25°C

Zone	Lumens	% Luminaire	Zone	Lumens	% Luminaire
0-30	256.6	24.2	0-10	31.4	3.0
0-40	421.3	39.8	10-20	89.6	8.5
0-60	763.1	72.1	20-30	135.6	12.8
60-90	295.6	27.9	30-40	164.7	15.6
0-90	1059	100.0	40-50	174.6	16.5
90-180	0.3	0.0	50-60	167.1	15.8
0-180	1059	100.0	60-70	145.4	13.7
			70-80	112.5	10.6
			80-90	37.7	3.6
			90-100	0.3	0.0

Polar Candela Distribution



Isoillumination Plot



⌘ Fusing option not permitted for cUL.

Viamaster™ LED Series Emergency Battery Backup Luminaires ⌘

For NEC and CEC Hazardous Locations

NEC/CEC:
 Class I, Division 2, Groups A, B, C, D
 Class I, Zone 2, Group IIC
 Class II, Division 2, Groups F, G
 Zone 22, Group IIIB
 Class III

NEC/CEC:
 IP66/67
 Type 3R, 4, 4X
 Suitable for Use in Wet Locations

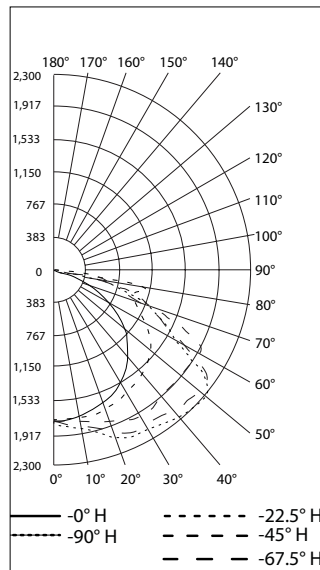
Photometric Data — DATA SHOWN IS ABSOLUTE

LLEDA17LU2H with Clear Polycarbonate Lens — Standard Mode

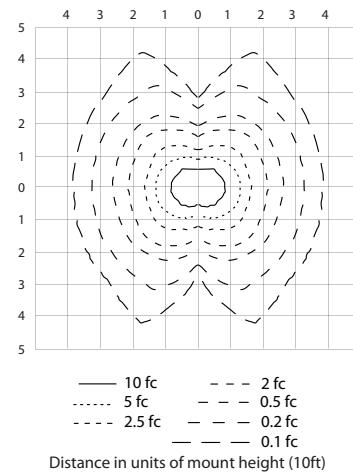
Zonal Lumens and Percentages at 25°C

Zone	Lumens	% Luminaire	Zone	Lumens	% Luminaire
0-30	1560	20.0	0-10	170.7	2.2
0-40	2728	34.9	10-20	518.4	6.6
0-60	5631	72.1	20-30	870.5	11.2
60-90	2171	27.8	30-40	1168	15.0
0-90	7802	100.0	40-50	1406	18.0
90-180	2.8	0.0	50-60	1497	19.2
0-180	7805	100.0	60-70	1229	15.7
			70-80	785.7	10.1
			80-90	156.6	2.0
			90-100	2.7	0.0

Polar Candela Distribution



Isoillumination Plot

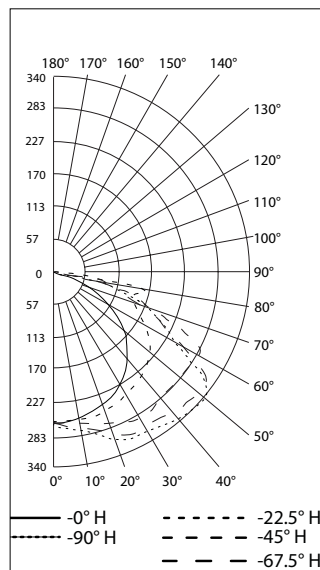


LLEDA17LU2H with Clear Polycarbonate Lens — Emergency Mode

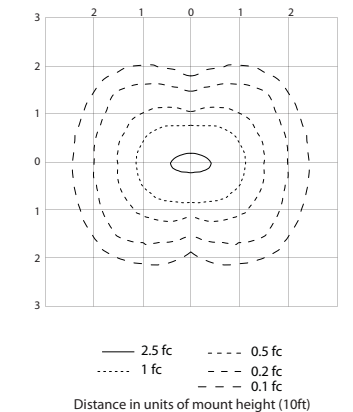
Zonal Lumens and Percentages at 25°C

Zone	Lumens	% Luminaire	Zone	Lumens	% Luminaire
0-30	234.0	19.9	0-10	25.7	2.2
0-40	408.1	34.7	10-20	77.9	6.6
0-60	840.6	71.4	20-30	130.4	11.1
60-90	335.1	28.5	30-40	174.0	14.8
0-90	1176	99.9	40-50	208.6	17.7
90-180	1.0	0.1	50-60	223.9	19.0
0-180	1177	100.0	60-70	186.3	15.8
			70-80	121.0	10.3
			80-90	27.9	2.4
			90-100	1.0	0.1

Polar Candela Distribution



Isoillumination Plot



LED/AREA: NEC/CEC EMERGENCY



⌘ Fusing option not permitted for cUL.

Viamaster™ LED Series Emergency Battery Backup Luminaires ⌘

For NEC and CEC Hazardous Locations

NEC/CEC:
 Class I, Division 2, Groups A, B, C, D
 Class I, Zone 2, Group IIC
 Class II, Division 2, Groups F, G
 Zone 22, Group IIIB
 Class III

NEC/CEC:
 IP66/67
 Type 3R, 4, 4X
 Suitable for Use in Wet Locations

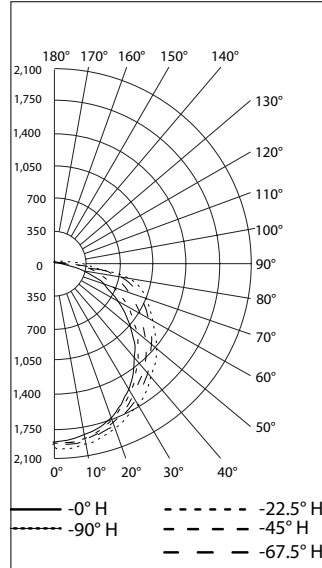
Photometric Data — DATA SHOWN IS ABSOLUTE

LLEDA17LU2DH with Diffused Polycarbonate Lens — Standard Mode

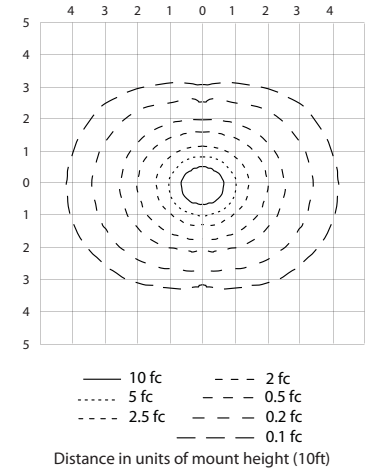
Zonal Lumens and Percentages at 25°C

Zone	Lumens	% Luminaire	Zone	Lumens	% Luminaire
0-30	1518	24.1	0-10	185.3	2.9
0-40	2494	39.5	10-20	529.7	8.4
0-60	4528	71.8	20-30	802.9	12.7
60-90	1775	28.1	30-40	976.2	15.5
0-90	6303	99.9	40-50	1038	16.5
90-180	3.4	0.1	50-60	995.8	15.8
0-180	6307	100.0	60-70	868.1	13.8
			70-80	673.7	10.7
			80-90	233.4	3.7
			90-100	3.4	0.1

Polar Candela Distribution



Isoillumination Plot

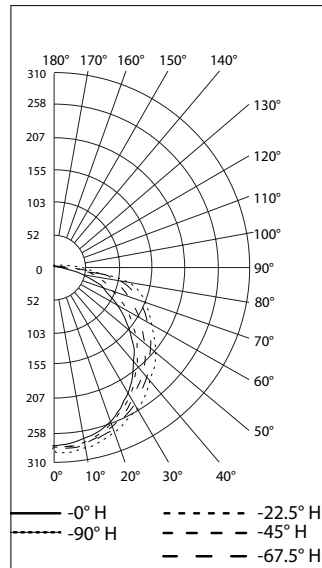


LLEDA17LU2DH with Diffused Polycarbonate Lens — Emergency Mode

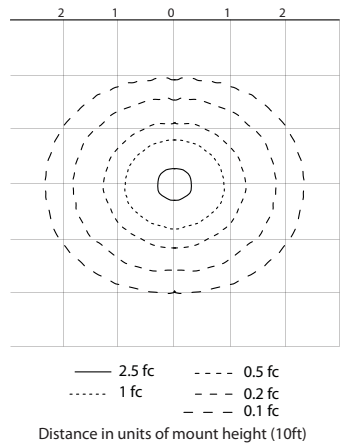
Zonal Lumens and Percentages at 25°C

Zone	Lumens	% Luminaire	Zone	Lumens	% Luminaire
0-30	232.0	24.2	0-10	28.4	3.0
0-40	380.8	39.7	10-20	81.0	8.4
0-60	690.0	71.9	20-30	122.6	12.8
60-90	269.3	28.1	30-40	148.8	15.5
0-90	959.4	99.9	40-50	157.9	16.5
90-180	0.7	0.1	50-60	151.3	15.8
0-180	960.1	100.0	60-70	131.9	13.7
			70-80	102.4	10.7
			80-90	35.0	3.6
			90-100	0.7	0.1

Polar Candela Distribution



Isoillumination Plot



LED / AREA: NEC / CEC EMERGENCY



⌘ Fusing option not permitted for cUL.