

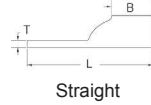
Compression Connections

Copper Compression — Code

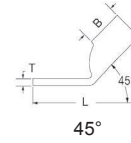
BURNDY®

ONE HOLE HYLUG™ CODE CONDUCTOR STANDARD BARREL

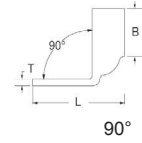
(Continued)



Straight



45°



90°

45° and 90° angles available. Please contact Customer Service to order: 1-800-346-4175.



NOTE: Field bending straight lugs to achieve an angular connection will void UL Listing / CSA Certifications and BURNDY will not be liable for the connection.

Catalog Number	Conductor		Stud Hole Size	Tongue Width	Figure Dimensions			Dieless (# of crimps)	Installation Tooling				Wire Strip Length		
	AWG	MM ² ***			(B)	(T)	(L)		Mech. MD6, OUR840, MD7-34R	Hydraulic		Color Code		Die Index	
										BCT500HS, Y500CTHS	Y35, Y39, Y750 Y46*, PAT750				
YAV10BOX	#14 #10 Str #12 #10 Sol	6	#8-#10	0.38	0.40	0.06	0.97	Non-Ratchet: Y10D, Y10-22 Ratchet: MR8G98, MR8-9Q, Y8MRB-1, MR20, N10HT, N10HT-24, Y122CMR	—	—	—	—	—	7/16"	
YAV10R-BOX (90°)			#8-#10	0.38	0.38	0.06	0.53							3/8"	
YAV10-T2BOX			5/16	0.53	0.39	0.04	1.13							7/16"	
YAV10-R3BOX (90°)			1/4	0.47	0.38	0.04	0.55							5/16"	
YAV10-T3BOX			1/4	0.45	0.41	0.05	1.10							7/16"	
YAV10-T4BOX	6	3/8	0.55	0.45	0.04	1.17									
YA8CL-BOX	#8 AWG #8 Flex G,H,I,K,M DLO 37/24	† 10	#8-#10	0.41	0.44	0.08	1.16	Y122CMR (1) Y1MRTC (1) MY29-3 (1) MY29-11 (1) MRC840 (1) Y4PC834(1) Y8MRB-1 (1) Y81KFT (1) PAT81KFT (1)	W8CVT (1) W8CRT (1) X8CRT (1)	W8CVT (1) W8CRT (1) X8CRT (1)	U8CRT (1)	Red	49	7/16	
YA8CL1-BOX			1/4	0.44	0.44	0.08	1.26								
YA8CL2-BOX			5/16	0.52	0.44	0.06	1.38								
YA8CL3-BOX			3/8	0.58	0.44	0.06	1.51								
YA8CL4-BOX			1/2	0.71	0.44	0.05	1.76								
YA6CL1-BOX	#6 AWG Str. Sol. □	—	#8-#10	0.41	0.54	0.09	1.27	Y122CMR (1) Y1MRTC (1) MY29-3 (1) MY29-11 (1) MRC840 (1) Y81KFT (1) PAT81KFT (1) Y644 (1) PAT644 (1)	W5CVT (1) W5CRT (1) X5CRT (1) X8CART (1)	W5CVT (1) W5CRT (1) X5CRT (1) X8CART (1)	U5CRT (1)	Blue	7 or 374	9/16	
YA6CL-BOX			1/4	0.45	0.54	0.08	1.45								
YA6CL3-BOX			5/16	0.52	0.54	0.07	1.52								
YA6CL4-BOX			3/8	0.63	0.54	0.06	1.62								
YA6CL-6			1/2	0.75	0.54	0.12	1.87								
YA5CL	#5 AWG		1/4	0.44	0.81	0.07	1.65		W5CRT (1) W5CVT (1) X5CRT (1)	W5CRT (1) X5CRT (1) W5CVT (1)					
YA4CL1-BOX	#4 AWG	—	#8-#10	0.50	0.81	0.09	1.58	Y122CMR (2) Y1MRTC (2) MY29-3 (1) MY29-11 (1) MRC840 (1) Y644HSXT (1) Y81KFT (1) Y81KFTMBH (1) PAT81KFT-18V (1)	W4CVT (1) W4CRT (1) X4CRT (1)	W4CVT (1) W4CRT (1) X4CRT (1)	U4CRT (1) U6CABT (1)	Gray	8	7/8	
YA4CL-BOX			1/4	0.50	0.81	0.09	1.74								
YA4CL3-BOX			5/16	0.50	0.81	0.08	1.79								
YA4CL4-BOX			3/8	0.58	0.81	0.09	1.92								
YA4CL6-BOX			1/2	0.71	0.81	0.06	2.20								
YA3CL	#3 Str #2 Sol	25	5/16	0.55	0.88	0.09	1.88		W3CRT (1)	W3CRT (1)	U3CRT (1)	White	9	15/16	

□ Y644 / PAT644 tooling not for use on 6 AWG Sol.

* Use PUADP-1 adapter with U dies in Y46 HYPRESS™

** P-RT die sets for use in Y46 HYPRESS™ only, PUADP-1 adapter not required

*** The MM² conductor sizes listed are the recommendations for Class 2 conductor

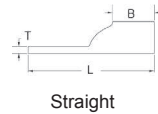
† The MM² conductor size listed is for both Class 2 and Class 5 conductor

▲ See tooling section of this catalog for complete tool and die listings

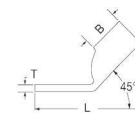
◆ For applications greater than 2000 Volts consult cable manufacturer for voltage stress relief instructions

Note: All dimensions shown are for reference only. YAV10 Series feature rounded tongues and are not ink stamped

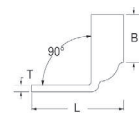
ONE HOLE HYLUG™
CODE CONDUCTOR
STANDARD BARREL
(Continued)



Straight



45°



90°

45° and 90° angles available. Please contact Customer Service to order: 1-800-346-4175.



NOTE: Field bending straight lugs to achieve an angular connection will void UL Listing / CSA Certifications and BURNDY will not be liable for the connection.

C-13

Catalog Number	Conductor		Stud Hole Size	Tongue Width	Figure Dimensions			Installation Tooling					Wire Strip Length		
	AWG	MM ² ***			(B)	(T)	(L)	Dieless (# of crimps)	Mech.		Hydraulic			Color Code	Die Index
									MD6, OUR840, MD7-34R	BCT500HS, Y500CTS	Y35, Y39, Y750, Y46*, PAT750				
YA2CL2-BOX	#2 AWG	35	1/4	0.61	0.88	0.11	1.88	Y122CMR (2)** Y1MRTC (2) MY29-3 (1) MY29-11 (1) MRC840 (1) Y644HSXT (1) Y81KFT (1) Y81KFTMBH (1) PAT81KFT-18V (1)	W2CVT (1) W2CRT (1) X2CRT (1)	W2CVT (1) W2CRT (1) X2CRT (1)	U2CRT (1)	Brown	10	15/16	
YA2CL-BOX			5/16	0.61	0.88	0.11	1.93								
YA2CL4-BOX			3/8	0.61	0.88	0.11	2.06								
YA2CL6-BOX			1/2	0.73	0.88	0.09	2.32								
YA1CL2	#1 AWG	50	1/4	0.68	0.88	0.10	1.81	Y81KFT (1) Y81KFTMBH (1) PAT81KFT-18V (1)	W1CVT(1) W1CRT1 (1) X1CRT1 (1)	W1CVT(1) W1CRT1 (1) X1CRT1 (1)	U1CRT1 (1) U4CABT (1)	Green	11 or 375	15/16	
YA1CL-BOX			5/16	0.68	0.88	0.10	1.94								
YA1CL4-BOX			3/8	0.68	0.88	0.10	2.06								
YA1CL6-BOX			1/2	0.73	0.88	0.09	2.37								
YA25L2-BOX	1/0 AWG	—	1/4	0.75	0.88	0.12	1.84	MY29-3 (1) MY29-11 (1) MRC840 (2) Y644HSXT (1) Y81KFT (1) Y81KFTMBH (1) PAT81KFT-18V (1)	W25VT (2) W25RT (2) X25RT (2)	W25VT (2) W25RT (2) X25RT (2)	U25RT (1) U2CABT (1)	Pink	12	15/16	
YA25L-BOX			5/16	0.75	0.88	0.12	1.96								
YA25L4-BOX			3/8	0.75	0.88	0.12	2.09								
YA25L6-BOX			1/2	0.75	0.88	0.12	2.34								
YA26L2-BOX	2/0 AWG	70	1/4	0.83	0.94	0.12	1.94	Y81KFT (1) Y81KFTMBH (1) PAT81KFT-18V (1)	W26VT (2) W26RT (2) X26RT (2)	W26VT (2) W26RT (2) X26RT (2)	U26RT (1)	Black	13	1	
YA26L-BOX			3/8	0.83	0.94	0.12	2.19								
YA26L6-BOX			1/2	0.83	0.94	0.12	2.44								
YA26L60			3/4	1.02	0.94	0.10	2.96								
YA27L3	3/0 AWG	—	5/16	0.91	1.00	0.13	2.16	MY29-3 (1) MY29-11 (1) MRC840 (2) Y644HSXT (1) Y81KFT (2) Y81KFTMBH (2) PAT81KFT (2)	W27VT (2) W27RT (2) X27RT (3)	W27VT (2) W27RT (2) X27RT (3)	U27RT (1)	Orange	14	1-1/16	
YA27L4-BOX			3/8	0.91	1.00	0.13	2.29								
YA27L-BOX			1/2	0.91	1.00	0.13	2.54								
YA28L2	4/0 AWG	—	1/4	1.02	0.88	0.14	1.96	MY29-3 (1) MY29-11 (1) MRC840 (2) Y644HSXT (1) Y81KFT (2) Y81KFTMBH (2) PAT81KFT-18V (2)	W28VT (2) W28RT (2) X28RT (3)	W28VT (2) W28RT (2) X28RT (3)	U28RT (1)	Purple	15	1-1/8	
YA28L3			5/16	1.02	0.88	0.14	2.08								
YA28L4-BOX			3/8	1.02	0.88	0.14	2.21								
YA28L-BOX			1/2	1.02	0.88	0.14	2.46								
YA28L56			3/4	1.05	0.88	0.13	2.90								
YA29L2	250 kcmil	—	1/4	1.11	1.06	0.16	2.17	MY29-3 (1) MY29-11 (1) Y644HSXT (1) Y81KFT (2) Y81KFTMBH (2) PAT81KFT-18V (2)	W29VT (2) X29RT (4)	W29VT (2) W29RT (2) X29RT (4)	U29RT (1)	Yellow	16	1-1/8	
YA29L4			3/8	1.11	1.06	0.16	2.42								
YA29L7			5/16	1.11	1.06	0.16	2.30								
YA29L-BOX			1/2	1.11	1.06	0.16	2.67								
YA29LTC78			7/8	1.11	1.06	0.14	3.36								

* Use PUADP-1 adapter with U dies in Y46 HYPRESS™ ▲ See tooling section of this catalog for complete tool and die listings. ◆ For applications greater than 2000 Volts consult cable manufacturer for voltage stress relief instructions.
 ** Y122CMR tool #10-#2 AWG Wire only
 *** The MM² conductor sizes listed are the recommendations for Class 2 conductor
Note: All dimensions shown are for reference only.

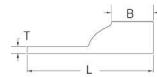
Compression Connections

Copper Compression — Code

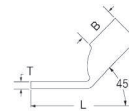
BURNDY®

ONE HOLE HYLUG™ CODE CONDUCTOR STANDARD BARREL

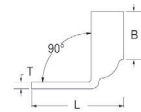
(Continued)



Straight



45°



90°

C-14

45° and 90° angles available. Please contact Customer Service to order: 1-800-346-4175.



NOTE: Field bending straight lugs to achieve an angular connection will void UL Listing / CSA Certifications and BURNDY will not be liable for the connection.

Catalog Number	Conductor		Stud Hole Size	Tongue Width	Figure Dimensions			Dieless (# of crimps)	Installation Tooling				Wire Strip Length	
	AWG	MM ² ***			(B)	(T)	(L)		Mech. MD6, OUR840, MD7-34R	Hydraulic		Color Code		Die Index
										BCT500HS, Y500CTHS	Y35, Y39, Y750 Y46*, PAT750			
YA30L1	300 kcmil	150	5/16	1.20	1.03	0.16	2.31	W30VT (2)	W30VT (2) W30RT (2)	U30RT (2) U28ART (2)	White	17	1-1/16	
YA30L24			3/8	1.20	1.03	0.16	2.44							
YA30L			1/2	1.20	1.03	0.16	2.69							
YA30L7			1/2	1.20	1.03	0.16	2.87							
YA30L28			5/8	1.20	1.03	0.16	2.94							
YA30L27			3/4	1.20	1.03	0.16	3.12							
YA30L27			7/8	1.20	1.03	0.16	3.37							
YA31L11	350 kcmil	185	3/8	1.29	1.06	0.18	2.50	Y644HSXT (1) Y81KFT (2) Y81KFTMBH (2) PAT81KFT-18V (2)	W31VT (2)	W31VT (2) W31RT (2)	U31RT (2) U29ART (2)	Red	18	1-1/8
YA31L			1/2	1.29	1.06	0.18	2.75							
YA31L7			5/8	1.29	1.06	0.18	3.00							
YA31L36			7/8	1.29	1.06	0.18	4.02							
YA32L14	400 kcmil	—	3/8	1.40	1.19	0.19	2.68	W32VT (2)	W32VT (2) W32RT (2)	U32RT (2) U30ART (2)	Blue	19	1-1/4	
YA32LN			1/2	1.40	1.19	.19	3.12							
YA32L1			1/2	1.40	1.19	0.19	2.93							
YA32L			5/8	1.40	1.19	0.19	3.18							
YA32LTC78			7/8	1.40	1.19	0.19	3.62							
YA33L	450 kcmil	—	5/8	1.48	1.50	0.21	3.57	W33VT (2)	W33VT (2) W33RT (2)	U33RT (2)	Gray	326	1-9/16	
YA34L37	500 kcmil	240	3/8	1.55	1.27	0.23	2.87	Y644HSXT (1) Y81KFT (2) Y81KFTMBH (2) PAT81KFT-18V (2)	W34VT (2)	W34VT (2) W34RT (2)	U34RT (2) U31ART (1)	Brown	20	1-7/16
YA34L6			1/2	1.55	1.27	0.23	3.12							
YA34L			5/8	1.55	1.27	0.23	3.37							
YA34L8			3/4	1.55	1.27	0.23	3.55							
YA34L9			7/8	1.55	1.27	0.23	3.80							
YA34L20			1	1.55	1.27	0.23	4.05							
YA35L	550 kcmil	—	5/8	1.65	1.69	0.25	3.81	—	—	U35RT (2)	Yellow	21	1-3/4	
YA36L11	600 kcmil	300	1/2	1.74	1.38	0.27	3.29	Y644HSXT (1) Y81KFT (2) Y81KFTMBH (2) PAT81KFT-18V (2)	—	—	U36RT (2)	Green	22 or 472	1-3/4
YA36L			5/8	1.74	1.38	0.27	3.54							
YA36LTC78			7/8	1.74	1.38	0.27	3.97							

* Use PUADP-1 adapter with U dies in Y46 HYPRESS™ ▲ See tooling section of this catalog for complete tool and die listings.

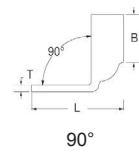
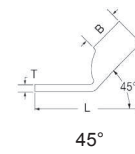
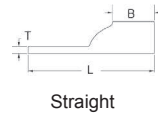
** P-RT die sets for use in Y46 HYPRESS™ only, PUADP-1 adapter not required

*** The MM² conductor sizes listed are the recommendations for Class 2 conductor

◆ For applications greater than 2000 Volts consult cable manufacturer for voltage stress relief instructions.

Note: All dimensions shown are for reference only.

**ONE HOLE HYLUG™
CODE CONDUCTOR
STANDARD BARREL**
(Continued)



45° and 90° angles available. Please contact Customer Service to order: 1-800-346-4175.



NOTE: Field bending straight lugs to achieve an angular connection will void UL Listing / CSA Certifications and BURNDY will not be liable for the connection.

C-15

Catalog Number	Conductor		Stud Hole Size	Tongue Width	Figure Dimensions			Installation Tooling					Wire Strip Length		
	AWG	MM ² ***			(B)	(T)	(L)	Dieless (# of crimps)	Mech.	Hydraulic		Color Code		Die Index	
									MD6, OUR840, MD7-34R	BCT500HS, Y500CTHS	Y35, Y39, Y750 Y46*, PAT750				
YA37L	650 kcmil	—	5/8	1.80	1.39	0.27	3.57	Y644HSXT (1) Y81KFT (3) Y81KFTMBH (3) PAT81KFT-18V (3)	—	—	U37RT (2)	Orange	23	1-15/16	
YA37L1			5/8	1.80	1.39	0.27	3.76		—	—	U38RT (2)	Pink	400		
YA38L	700 kcmil	—	5/8	1.84	1.45	0.27	3.66		—	—	U38RT (2)	Pink	400	1-15/16	
YA39L6	750 kcmil	—	1/2	1.91	1.42	0.27	3.41		Y644HSXT (1) Y81KFT (3) Y81KFTMBH (3) PAT81KFT-18V (3)	—	—	U39RT (2) P39RT (2)**	Black	24	1-15/16
YA39L			5/8	1.91	1.42	0.27	3.57								
YA39L2			7/8	1.91	1.42	0.27	4.10								
YA39L9			1/4	1.91	1.42	0.27	4.85								
YA40L	800 kcmil	400	5/8	1.98	1.42	0.30	3.81		Y644HSXT (1) Y81KFT (3) Y81KFTMBH (3) PAT81KFT-18V (3) Y644MBH (1) PAT644XT18V (1)	—	—	P40RT (3)**	Orange	25	1-15/16
YA41L	850 kcmil	—	5/8	2.01	1.88	0.31	4.15			—	—	P41D *(1) P44PR**	Gold	26	1-15/16
YA44L2	1000 kcmil	500	1/2	2.19	1.65	0.33	3.98			Y644HSXT (1) Y81KFT (3) Y81KFTMBH (3) PAT81KFT-18V (3) Y644MBH (1) PAT644XT18V (1)	—	—	P44RT (3)**	White	27
YA44L			5/8	2.19	1.65	0.33	4.04								
YA44L23			1	2.19	1.65	0.33	4.73								
YA45L	1250 kcmil	—	3/4	2.46	2.00	0.38	4.68	—	—	P45RT (3)**	Yellow	29	2-1/16		
YA453LBOX	1300 kcmil	—	3/4	2.53	2.00	0.39	4.71	—	—	-	Orange	30	2-1/16		
YA46L	1500 kcmil	—	3/4	2.69	2.00	0.40	4.78	—	—	P46RT (3)**	Green	31	2-1/16		
YA48L	2000 kcmil	1000	3/4	3.10	2.25	0.46	5.19	—	—	-	Brown	34	2-3/8		

* Use PUADP-1 adapter with U dies in Y46 HYPRESS™

** P-RT die sets for use in Y46 HYPRESS™ only, PUADP-1 adapter not required

*** The MM² conductor sizes listed are the recommendations for Class 2 conductor

▲ See tooling section of this catalog for complete tool and die listings.

◆ For applications greater than 2000 Volts consult cable manufacturer for voltage stress relief instructions.

Note: All dimensions shown are for reference only.