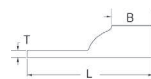
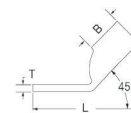


TWO HOLE HYLUG™ CODE CONDUCTOR STANDARD BARREL

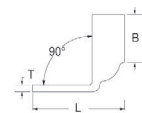
(Continued)



Straight



45°



90°

45° and 90° angles available. Please contact Customer Service to order: 1-800-346-4175



NOTE: Field bending straight lugs to achieve an angular connection will void UL Listing / CSA Certifications and BURNDY will not be liable for the connection.

Catalog Number	Conductor		Stud Hole Size	Stud Hole Spacing	Tongue Width	Figure Dimensions			Dieless (# of crimps)	Installation Tooling				Wire Strip Length	
	AWG	MM ² ***				(B)	(T)	(L)		Mech.	Hydraulic		Color Code		Die Index
											MD6, OUR840, MD7-34R	BCT500HS, Y500CTHS			
YAV10-2TC10	#14-10 Str. #12-10 Sol.	6	#10	5/8"	0.36	0.38	0.06	1.72	MR20 (1) Y8MRB-1 (1) Y122CMR (1)	—	—	—	—	—	7/16
YAV10-2TC14			1/4	5/8"	0.41	0.38	0.05	1.84							
YAV10-2TC14E1			1/4	1"	0.41	0.38	0.05	2.22							
YAV10-2TC14E2			1/4	3/4"	0.41	0.38	0.05	1.97							
YAV10-2TC38			3/8	1"	0.56	0.38	0.04	2.40							
YA8C-L2TC10	#8 AWG #8 Flex G,H,I,K,M DLO 37/24	† 10	#10	5/8"	0.41	0.44	0.08	1.83	Y122CMR (1) Y1MRTC (1) Y8MRB-1 (1) MY29-3 (1) MY29-11 (1) MRC840 (1) Y81KFT (1) PAT81KFT (1)	W8CVT (1) W8CRT (1) X8CRT (1)	W8CVT (1) W8CRT (1) X8CRT (1)	U8CRT (1)	Red	49	7/16
YA8CL-2TC10E2			#10	3/4"	0.41	0.44	0.08	1.95							
YA8C-L2TC14			1/4	5/8"	0.44	0.44	0.08	1.95							
YA8C-L2TC14E2			1/4	3/4"	0.44	0.44	0.08	2.08							
YA8C-L2TC14E1			1/4	1"	0.44	0.44	0.08	2.33							
YA8C-L2TC38	3/8	1"	0.58	0.44	0.06	2.52									
YA8C-2LN			1/2	1-3/4"	0.83	0.44	0.12	3.75							
YA6C-2L51	6 AWG Sol □ / Str	—	#10	1/2"	0.42	0.54	0.09	1.79	Y122CMR (1) Y1MRTC (1) Y8MRB-1 (1) MY29-3 (1) MY29-11 (1) MRC840 (1) Y81KFT (1) PAT81KFT (1)	W5CVT (1) W5CRT (1) X5CRT (1) X8CART (1)	W5CVT (1) W5CRT (1) X5CRT (1) X8CART (1)	U5CRT (1) U8CABT (1)	Blue	7 or 374	5/8
YA6CL-2TC10			#10	5/8"	0.42	0.54	0.09	1.94							
YA6C-2L52			1/4	1/2"	0.45	0.54	0.08	1.88							
YA6CL-2TC14E			1/4	1/2"	0.45	0.54	0.08	1.94							
YA6C-2L			1/4	5/8"	0.45	0.54	0.08	2.01							
YA6CL-2TC14			1/4	5/8"	0.45	0.54	0.08	2.07							
YA6CL-2TC14E2			1/4	3/4"	0.45	0.54	0.08	2.19							
YA6CL-2TC14E1			1/4	1"	0.45	0.54	0.08	2.44							
YA6CL-2TC516E2			5/16	3/4"	0.52	0.54	0.07	2.53							
YA6CL-2TC516			5/16	1"	0.52	0.54	0.07	2.78							
YA6CL-2TC38			3/8	1"	0.58	0.54	0.06	2.63							
YA6C2LN			1/2	1-3/4"	0.83	0.54	0.12	4.10							
YA5C-2L			5 AWG	—	1/4	5/8"	0.44	0.81							
YA4C-2L	4 AWG	—	1/4	5/8"	0.50	0.81	0.09	2.30	Y122CMR (2) Y1MRTC (2) MY29-3 (1) MY29-11 (1) MRC840 (1) Y644HSXT (1) Y81KFT (1) PAT81KFT (1)	W4CVT (1) W4CRT (1) X4CRT (1)	W4CVT (1) W4CRT (1) X4CRT (1)	U4CRT (1) U6CABT (1)	Gray	8 or 346	7/8
YA4CL-2TC14			1/4	5/8"	0.50	0.81	0.09	2.36							
YA4CL-2TC14E2			1/4	3/4"	0.50	0.81	0.09	2.49							
YA4CL-2TC14E1			1/4	1"	0.50	0.81	0.09	2.74							
YA4CL-2TC516			5/16	1"	0.52	0.81	0.09	2.80							
YA4CL-2TC38			3/8	1"	0.58	0.81	0.08	2.96							
YA4C-2LN			1/2	1-3/4"	0.83	0.81	0.12	4.14							

-- Color code not assigned

* Use PUADP-1 adapter with U dies in Y46 HYPRESS™

*** The MM² conductor sizes listed are the recommendations for Class 2 conductor

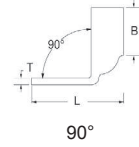
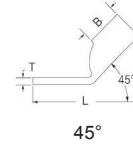
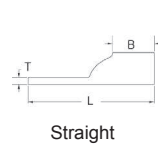
▲ See tooling section of this catalog for complete tool and die listings

◆ For applications greater than 2000 volts consult cable manufacturer for voltage stress relief instructions

□ Y644 / PAT644 tooling not for use on 6 AWG Sol.

Note: All dimensions shown are for reference only

**TWO HOLE HYLUG™ CODE
CONDUCTOR STANDARD
BARREL**
(Continued)



45° and 90° angles available. Please contact Customer Service to order: 1-800-346-4175



NOTE: Field bending straight lugs to achieve an angular connection will void UL Listing / CSA Certifications and BURNDY will not be liable for the connection.

C-29

Catalog Number	Conductor		Stud Hole Size	Stud Hole Spacing	Tongue Width	Figure Dimensions			Dieless (# of crimps)	Installation Tooling				Wire Strip Length	
	AWG	MM ² ***				(B)	(T)	(L)		Mech.	Hydraulic		Color Code		Die Index
											MD6, OUR840, MD7-34R	BCT500HS, Y500CTHS			
YA3CL-2TC14	3 AWG #2 Sol.	25	1/4	5/8"	0.55	0.88	0.09	2.45	Y122CMR** (2) Y1MRCT (2) MY29-3 (1) MY29-11 (1) MRC840 (1) Y644HSXT (1) Y81KFT (1) Y81KFTMBH (1) PAT81KFT (1)	W3CRT (1)	W3CRT (1)	U3CRT (1)	White	9	15/16
YA3C-2L			5/16	5/8"	0.55	0.88	0.09	2.64		W2CVT (1) W2CRT (1) X2CRT (1)	W2CVT (1) W2CRT (1) X2CRT (1)	U2CRT (1)	Brown	10	15/16
YA3CL-2TC38			3/8	1"	0.58	0.88	0.08	3.06							
YA2CL-2TC14	#2 AWG	35	1/4	5/8"	0.60	0.88	0.11	2.47	W1CVT (1) W1CRT-1 (1) X1CRT-1 (1)	W1CVT (1) W1CRT-1 (1) X1CRT-1 (1)	U1CRT-1 (1) U4CABT (1)	Green	11 or 375	15/16	
YA2CL-2TC14E2			1/4	3/4"	0.60	0.88	0.11	2.60							
YA2CL-2TC14E1			1/4	1"	0.60	0.88	0.11	2.85							
YA2C-2L			5/16	3/4"	0.60	0.88	0.11	2.67							
YA2CL-2TC516			5/16	1"	0.60	0.88	0.11	2.91							
YA2CL-2TC38			3/8	1"	0.60	0.88	0.11	3.03							
YA2C-2LN			1/2	1-3/4"	0.83	0.88	0.12	4.27							
YA1CL-2TC14	1 AWG	50	1/4	5/8"	0.68	0.88	0.10	2.51	W25VT (2) W25RT (2) X25RT (2)	W25VT (2) W25RT (2) X25RT (2)	U25RT (1) U2CABT (1)	Pink	12 or 348	15/16	
YA1CL-2TC14E2			1/4	3/4"	0.68	0.88	0.10	2.64							
YA1C-2L			5/16	7/8"	0.68	0.88	0.10	2.82							
YA1CL-2TC38			3/8	1"	0.68	0.88	0.10	3.07							
YA1C-2LN			1/2	1-3/4"	0.83	0.88	0.12	4.32							
YA25L-2TC14			1/4	5/8"	0.75	0.88	0.12	2.54							
YA25L-2TC14E2	1/4	3/4"	0.75	0.88	0.12	2.66	MY29-3 (1) MY29-11 (1) MRC840 (2) Y644HSXT (1) Y81KFT (1) Y81KFTMBH (1) PAT81KFT (1)	W26VT (2) W26RT (2) X26RT (2)	W26VT (2) W26RT (2) X26RT (2)	U26RT (1)	Black	13	1		
YA25L-2TC14E1	1/4	1"	0.75	0.88	0.12	2.91									
YA25-2L	5/16	7/8"	0.75	0.88	0.12	2.85									
YA25L-2TC38	3/8	1"	0.75	0.88	0.12	3.10									
YA25-2LN	1/2	1-3/4"	0.83	0.88	0.11	4.29									
YA26L-2TC14	1/4	5/8"	0.83	0.94	0.12	2.64									
YA26L-2TC14E2	1/4	3/4"	0.83	0.94	0.12	2.76	W27VT (2) W27RT (2) X27RT (3)	W27VT (2) W27RT (2) X27RT (3)	U27RT (1)	Orange	14	1-1/16			
YA26L-2TC14E1	1/4	1"	0.83	0.94	0.12	3.01									
YA26-2L	5/16	7/8"	0.83	0.94	0.12	2.95									
YA26L-2TC38	3/8	1"	0.83	0.94	0.12	3.20									
YA26-2LN	1/2	1-3/4"	0.83	0.94	0.12	4.39									
YA27L-2TC14E2	1/4	3/4"	1.00	1.00	0.12	2.86									
YA27L-2TC38	3/8	1"	1.00	1.00	0.12	3.30	W28VT (2) W28RT (2) X28RT (3)	W28VT (2) W28RT (2) X28RT (3)	U28RT (1)	Purple	15	1-1/8			
YA27-2LN	1/2	1-3/4"	0.91	1.00	0.13	4.48									
YA28L-2TC14E2	1/4	3/4"	1.02	0.88	0.14	2.78									
YA28L-2TC14E1	1/4	1"	1.02	0.88	0.14	3.03									
YA28L2NTC516	5/16	1-3/4"	1.02	0.88	0.14	3.84									
YA28L-2TC38E2	3/8	3/4"	1.02	0.88	0.14	2.97									
YA28L-2TC38	3/8	1"	1.02	0.88	0.14	3.22	W29VT (2) X29RT (4)	W29VT (2) W29RT (2) X29RT (4)	U29RT (1)	Yellow	16	1-1/8			
YA28-2LN	1/2	1-3/4"	1.02	0.88	0.14	4.41									
YA29L-2TC38	250 kcmil	—	3/8	1.00"	1.10	1.06	0.16	3.43	MY29-3 (1) MY29-11 (1) Y644HSXT (1) Y81KFT (1) Y81KFTMBH (1) PAT81KFT (1)	W29VT (2) X29RT (4)	W29VT (2) W29RT (2) X29RT (4)	U29RT (1)	Yellow	16	1-1/8
YA29-2LN			1/2	1-3/4"	1.10	1.06	0.16	4.62							

-- Color code not assigned

* Use PUADP-1 adapter with U dies in Y46 HYPRESS™

** Y122CMR tool #10-#2 AWG Wire only

*** The MM² conductor sizes listed are the recommendations for Class 2 conductor

▲ See tooling section of this catalog for complete tool and die listings

◆ For applications greater than 2000 volts consult cable manufacturer for voltage stress relief instructions

Note: All dimensions shown are for reference only

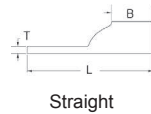
Compression Connections

Copper Compression — Code — Inspection Window

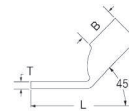
BURNDY®

TWO HOLE HYLUG™ CODE CONDUCTOR STANDARD BARREL

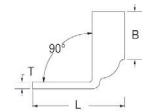
(Continued)



Straight



45°



90°

C-30

45° and 90° angles available. Please contact Customer Service to order: 1-800-346-4175



NOTE: Field bending straight lugs to achieve an angular connection will void UL Listing / CSA Certifications and BURNDY will not be liable for the connection.

Catalog Number	Conductor		Stud Hole Size	Stud Hole Spacing	Tongue Width	Figure Dimensions			Dieless (# of crimps)	Installation Tooling								
	AWG	MM ² ***				(B)	(T)	(L)		Mech.		Hydraulic		Color Code	Die Index	Wire Strip Length		
										MD6, OUR840, MD7-34R	BCT500HS, Y500CTHS	Y35, Y39, Y750 Y46*, PAT750						
YA30L-2TC-38	300 kcmil	150	3/8	1"	1.20	1.03	0.16	3.45	Y644HSXT (1) Y81KFT (1) Y81KFTMBH (1) PAT81KFT (1)	W30VT (2)	W30VT (2) W30RT (2)	U30RT (2) U28ART (2)	White	17 or 298	1			
YA30-2LN			1/2	1-3/4"	1.20	1.03	0.16	4.63		W31VT (2)	W31VT (2) W31RT (2)	U31RT (2) U29ART (2)	Red	18 or 324				
YA31L-2TC14E2	350 kcmil	185	1/4	3/4"	1.29	1.06	0.18	3.07		Y644HSXT (1) Y81KFT (1) Y81KFTMBH (1) PAT81KFT (1)	W32VT (2)	W32VT (2) W32RT (2)	U32RT (2) U30ART (2)	Blue	19 or 470	1-1/4		
YA31L-2NTC516			5/16	1-3/4"	1.29	1.06	0.18	4.13			W33VT (2)	W33VT (2) W33RT (2)	U33RT (2)	Gray	326 or 538			
YA31L-2TC38			3/8	1"	1.29	1.06	0.18	3.51			W34VT (2)	W34VT (2) W34RT (2)	U34RT (2) U31ART (2)	Brown	20 or 299			
YA31L-2TC12	400 kcmil	—	1/2	1-1/4"	1.29	1.06	0.18	4.01			Y644HSXT (1) Y81KFT (1) Y81KFTMBH (1) PAT81KFT (1)	—	—	U35RT (2)	Yellow	21	1-3/4	
YA31-2LN			1/2	1-3/4"	1.29	1.06	0.18	4.70				—	—	U36RT (2) U32ART (2)	Green	22 or 472		
YA32-2L			3/8	1"	1.40	1.19	0.19	3.75				—	—	U37RT (2)	Orange	23	1-15/16	
YA32L-2TC38	3/8	1"	1.40	1.19	0.19	3.69	—	—				U38RT (2)	Pink	400				
YA32L-2TC38E5	450 kcmil	—	3/8	1-1/16"	1.40	1.19	0.19	3.75				Y644HSXT (1) Y81KFT (1) Y81KFTMBH (1) PAT81KFT (1)	—	—	U39RT (2) P39RT (2)	Black	24	1-15/16
YA32-2LN			1/2	1-3/4"	1.40	1.19	0.19	4.88					—	—	P40RT (3)	Orange	25	
YA33-2LN	500 kcmil	240	1/2	1-3/4"	1.48	1.50	0.21	5.23					Y644HSXT (1) Y81KFT (1) Y81KFTMBH (1) PAT81KFT (1)	—	—	P41D (1)** P44PR	Gold	26
YA34L-2TC14E2			1/4	3/4"	1.55	1.27	0.23	3.44	—					—	P44RT (3)	White	27	
YA34-2L			3/8	1"	1.55	1.27	0.23	3.94	—					—				
YA34L-2TC38			3/8	1"	1.55	1.27	0.23	3.88	—	—								
YA34L-2TC12			1/2	1-1/4"	1.55	1.27	0.23	4.38	—	—								
YA34-2LN	1/2	1-3/4"	1.55	1.27	0.23	5.06	—	—										
YA35-2L	550 kcmil	—	3/8	1-1/8"	1.65	1.69	0.25	4.64	Y644HSXT (1) Y81KFT (1) Y81KFTMBH (1) PAT81KFT (1)	—	—							
YA35-2LN			1/2	1-3/4"	1.65	1.69	0.25	5.51		—	—							
YA36L-2TC38	600 kcmil	300	3/8	1"	1.74	1.38	0.27	4.23		Y644HSXT (1) Y81KFT (1) Y81KFTMBH (1) PAT81KFT (1)	—			—				
YA36-2LN			1/2	1-3/4"	1.74	1.38	0.27	5.23			—			—				
YA37-2L	650 kcmil	—	3/8	1-1/8"	1.80	1.39	0.27	4.40			Y644HSXT (1) Y81KFT (1) Y81KFTMBH (1) PAT81KFT (1)	—		—				
YA37-2LN			1/2	1-3/4"	1.80	1.39	0.27	5.27				—		—				
YA38L-2TC38	700 kcmil	—	3/8	1"	1.84	1.45	0.27	4.35				Y644HSXT (1) Y81KFT (1) Y81KFTMBH (1) PAT81KFT (1)	—	—				
YA38-2L			3/8	1-1/8"	1.84	1.45	0.27	4.48					—	—				
YA38L-2TC12			1/2	1-1/2"	1.84	1.45	0.27	4.67					—	—				
YA38-2LN			1/2	1-3/4"	1.84	1.45	0.27	5.35					—	—				
YA39L-2TC38	750 kcmil	—	3/8	1"	1.91	1.42	0.27	4.36					Y644HSXT (1) Y81KFT (1) Y81KFTMBH (1) PAT81KFT (1)	—	—			
YA39-2L			3/8	1-1/8"	1.91	1.42	0.27	4.48						—	—			
YA39L-2TC12E3			1/2	1-1/2"	1.91	1.42	0.27	4.92	—					—				
YA39-2LN			1/2	1-3/4"	1.91	1.42	0.27	5.36	—					—				
YA39L-2TC58			5/8	1-1/2"	1.91	1.42	0.27	5.17	—	—								
YA40L-2TC38	800 kcmil	400	3/8	1"	1.98	1.42	0.30	4.37	Y644HSXT (1) Y81KFT (2) Y81KFTMBH (2) PAT81KFT (2)	—				—				
YA40-2L			3/8	1-1/8"	1.98	1.42	0.30	4.50		—	—							
YA40-2LN			1/2	1-3/4"	1.98	1.42	0.30	5.38		—	—							
YA41-2L	850 kcmil	—	3/8	1-1/8"	2.01	1.88	0.31	4.97		Y644HSXT (1) Y81KFT (2) Y81KFTMBH (2) PAT81KFT (2)	—	—						
YA44-2L	1000 kcmil	500	1/2	1-1/4"	2.19	1.65	0.33	5.24			—	—						
YA44L-2TC12			1/2	1-1/4"	2.19	1.65	0.33	5.05			—	—						
YA44-2LN			1/2	1-3/4"	2.19	1.65	0.33	5.74			—	—						

-- Color code not assigned

* Use PUADP-1 adapter with U dies in Y46 HYPRESS™

** P-RT die sets for use in Y46 HYPRESS™ only, PUADP-1 adapter not required

*** The MM² conductor sizes listed are the recommendations for Class 2 conductor

▲ See tooling section of this catalog for complete tool and die listings

◆ For applications greater than 2000 volts consult cable manufacturer for voltage stress relief instructions

Note: All dimensions shown are for reference only