

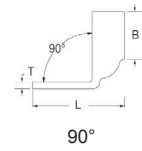
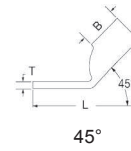
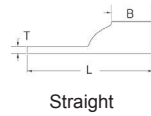
Compression Connections

BURNDY®

Copper Compression — Code — Long Barrel — No Inspection Window

TWO HOLE HYLUG™ CODE CONDUCTOR LONG BARREL

(Continued)



C-34

UL Listed 90° C, Up to 35 kV ♦



NOTE: Field bending straight lugs to achieve an angular connection will void UL Listing / CSA Certifications and BURNDY will not be liable for the connection.

Catalog Number	Conductor		Stud Hole Size	Stud Hole Spacing	Tongue Width	Figure Dimensions			Installation Tooling					Wire Strip Length	
	AWG	MM ² ***				(B)	(T)	(L)	Dieless (# of crimps)	Mech.		Hydraulic	Color Code		Die Index
										MD6, OUR840, MD7-34R	BCT500, Y500CT				
YA8C2TC14	#8 AWG #8 Flex G,H,I,K,M DLO 37/24	† 10	1/4	5/8"	0.44	0.81	0.08	2.33	Y8MRB-1 (2), Y1MRTC, MY293 (2), MY2911 (2), MRC840 (2), Y / PAT81KFT (1)	W8CVT (2) W8CRT (2) X8CRT (2)	W8CVT (2) W8CRT (2) X8CRT (2)	U8CRT (2)	Red	49	7/8
YA8C2TC14E2			1/4	3/4"	0.44	0.81	0.08	2.45							
YA8C2TC38			3/8	1"	0.58	0.81	0.06	2.89							
YA6C2TC14	#6 AWG Sol□/Str	—	1/4	5/8"	0.45	1.12	0.08	2.65	Y1MRTC (2), MY293 (2), MY29-11 (2), MRC840 (2), Y / PAT81KFT (1)	W5CVT (2) W5CRT (2) X5CRT (2) X8CART (2)	W5CVT (2) W5CRT (2) X5CRT (2) X8CART (2)	U5CRT (2) U8CABT (2)	Blue	7 or 374	1-3/16
YA6C2TC14E2			1/4	3/4"	0.45	1.12	0.08	2.78							
YA6C2TC14E1			1/4	1"	0.45	1.12	0.08	3.03							
YA6C2TC38E2			3/8	3/4"	0.58	1.12	0.06	2.97							
YA6C2TC38E6			3/8	7/8"	0.58	1.12	0.06	3.09							
YA6C2TC38			3/8	1"	0.58	1.12	0.06	3.22							
YA6C2N			1/2	1-3/4"	0.83	1.12	0.12	4.40							
YA5C2N	#5 AWG	—	1/2	1-3/4"	0.83	1.12	0.12	4.43	MY293 (2), MY2911 (2), MRC840 (2), Y644 (1), Y / PAT81KFT (1)	W5CVT (2) W5CRT (2) X5CRT (2)	W5CVT (2) W5CRT (2) X5CRT (2)	U5CRT (2)	Blue	7 or 374	1-3/16
YA4C2TC14	#4 AWG	—	1/4	5/8"	0.50	1.12	0.09	2.70	Y1MRTC (4), MY293 (2), MY2911 (2), MRC840 (2), Y644 (1), Y / PAT81KFT (1)	W4CVT (2) W4CRT (2) X4CRT (2)	W4CVT (2) W4CRT (2) X4CRT (2)	U4CRT (2) U6CABT (2)	Gray	8 or 346	1-3/16
YA4C2TC14E2			1/4	3/4"	0.50	1.12	0.09	2.83							
YA4C2TC38			3/8	1"	0.58	1.12	0.08	3.26							
YA4C2N			1/2	1-3/4"	0.83	1.12	0.12	4.45							
YA3C2TC14	#3 Str. #3 AWG #2 Sol.	25	1/4	5/8"	0.55	1.25	0.09	2.87	Y1MRTC (4), MY293 (2), MY2911 (2), MRC840 (2), Y644 (1), Y / PAT81KFT (1)	W3CRT (2)	W3CRT (2)	U3CRT (2)	White	9	1-5/16
YA3C2TC14E2			1/4	3/4"	0.55	1.25	0.09	2.99							
YA3C2TC38E2			3/8	3/4"	0.58	1.25	0.08	3.18							
YA3C2TC38			3/8	1"	0.58	1.25	0.08	3.43							
YA3C2N			1/2	1-3/4"	0.83	1.25	0.12	4.62							
YA2C2TC14	#2 AWG	35	1/4	5/8"	0.60	1.25	0.11	2.86	Y122CMR** (4) Y1MRTC (4), MY293 (2), MY2911 (2), MRC840 (2), Y644 (1), Y / PAT81KFT (2)	W2CVT (2) W2CRT (2) X2CRT (2)	W2CVT (2) W2CRT (2) X2CRT (2)	U2CRT (2)	Brown	10	1-5/16
YA2C2TC14E2			1/4	3/4"	0.60	1.25	0.11	2.98							
YA2C2TC516E2			5/16	3/4"	0.60	1.25	0.11	3.05							
YA2C2TC38E2			3/8	3/4"	0.60	1.25	0.11	3.17							
YA2C2TC38E6			3/8	7/8"	0.60	1.25	0.11	3.30							
YA2C2TC38			3/8	1"	0.60	1.25	0.11	3.42							
YA2C2NTC38			3/8	1-3/4"	0.60	1.25	0.11	4.17							
YA2C2N			1/2	1-3/4"	0.83	1.25	0.12	4.64							
YA1C2TC14			#1 AWG	50	1/4	5/8"	0.67	1.38							
YA1C2TC14E2	1/4	3/4"			0.67	1.38	0.10	3.15							
YA1C2TC38	3/8	1"			0.67	1.38	0.10	3.59							
YA1C2N	1/2	1-3/4"			0.83	1.38	0.12	4.82							

▲ See tooling section of this catalog for complete tool and die listings

* Use PUADP-1 adaptor with U dies in Y46 HYPRESS™

** Y122CMR tool #10-#2 AWG Wire only

*** The MM² conductor sizes listed are the recommendations for Class 2 conductor

† The MM² conductor size listed here is for Class 2 and Class 5 conductor

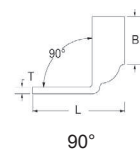
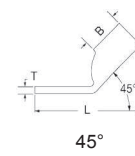
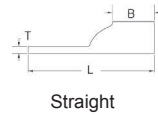
□ Y644 / PAT644 tooling not for use on 6 AWG Sol.

Available undrilled. Add suffix U to catalog number (example: YA25U)

♦ For applications greater than 2000 Volts consult cable manufacturer for voltage stress relief instructions

Note: All dimensions shown are for reference only

**TWO HOLE HYLUG™
CODE CONDUCTOR
LONG BARREL**
(Continued)



UL Listed 90° C, Up to 35 kV ♦



NOTE: Field bending straight lugs to achieve an angular connection will void UL Listing / CSA Certifications and BURNDY will not be liable for the connection.

C-35

Catalog Number	Conductor		Stud Hole Size	Stud Hole Spacing	Tongue Width	Figure Dimensions			Dieless (# of crimps)	Installation Tooling										
	AWG	MM ² ***				(B)	(T)	(L)		Mech.	Hydraulic		Color Code	Die Index	Wire Strip Length					
											MD6, OUR840, MD7-34R	BCT500, Y500CT				Y35, Y39, Y750 Y46*, PAT750				
YA252TC14	1/0 AWG	—	1/4	5/8"	0.75	1.38	0.12	3.05	MY293 (2), MY2911 (2), MRC840 (4), Y644 (1), Y / PAT81KFT (2)	W25VT (4) W25RT (4) X25RT (4)	W25VT (4) W25RT (4) X25RT (4)	U25RT (2) U2CABT (2)	Pink	12	1-7/16					
YA252TC14E2			1/4	3/4"	0.75	1.38	0.12	3.18												
YA252TC516			5/16	1"	0.75	1.38	0.12	3.49												
YA252TC38			3/8	1"	0.75	1.38	0.12	3.62												
YA252NTC38			3/8	1-3/4"	0.75	1.38	0.12	4.37												
YA252N	1/2	1-3/4"	0.83	1.38	0.11	4.81														
YA262TC14	2/0 AWG	70	1/4	5/8"	0.83	1.50	0.12	3.22		MY293 (2), MY2911 (2), MRC840 (4), Y644 (1), Y / PAT81KFT (2)	W26VT (4) W26RT (4) X26RT (4)	W26VT (4) W26RT (4) X26RT (4)	U26RT (2)	Black	13	1-9/16				
YA262TC14E2			1/4	3/4"	0.83	1.50	0.12	3.34												
YA262TC38			3/8	1"	0.83	1.50	0.12	3.78												
YA262N			1/2	1-3/4"	0.83	1.50	0.12	4.97												
YA272TC14E2	3/0 AWG	—	1/4	3/4"	0.90	1.50	0.12	3.38			MY293 (2), MY2911 (2), MRC840 (4), Y644 (1), Y / PAT81KFT (2)	W27VT (4) W27RT (4) X27RT (6)	W27VT (4) W27RT (4) X27RT (6)	U27RT (2)	Orange	14	1-9/16			
YA272TC38			3/8	1"	0.90	1.50	0.12	3.82												
YA272N			1/2	1-3/4"	0.91	1.50	0.13	5.01												
YA282TC14E2	4/0 AWG	—	1/4	3/4"	1.02	1.62	0.14	3.55				MY293 (2), MY2911 (2), MRC840 (4), Y644 (1), Y / PAT81KFT (2)	W28VT (4) W28RT (4) X28RT (6)	W28VT (4) W28RT (4) X28RT (6)	U28RT (2)	Purple	15	1-11/16		
YA282TC38			3/8	1"	1.02	1.62	0.14	3.99												
YA282NTC38			3/8	1-3/4"	1.02	1.62	0.14	4.74												
YA282N			1/2	1-3/4"	1.02	1.62	0.14	5.17												
YA292TC38	250 kcmil	—	3/8	1"	1.10	1.62	0.16	4.02	MY293 (2), MY2911 (2), MRC840 (4), Y644 (1), Y / PAT81KFT (2)				W29VT (4) X29RT (8)	W29VT (4) W29RT (4)	U29RT (2)	Yellow	16	1-11/16		
YA292N			1/2	1-3/4"	1.11	1.62	0.16	5.21												
YA292TC58E16			5/8	1.75	1.11	1.62	0.16	5.27												
YA302TC38	300 kcmil	150	3/8	1"	1.20	2.00	0.16	4.45					MY293 (2), MY2911 (2), MRC840 (4), Y644 (1), Y / PAT81KFT (2)	W30VT (4)	W30VT (4) W30RT (4)	U30RT (4) U28ART (4)	White	17 or 298	2-1/16	
YA302N			1/2	1-3/4"	1.20	2.00	0.16	5.64												
YA312TC14E2	350 kcmil	185	1/4	3/4"	1.29	2.00	0.18	4.05		MY293 (2), MY2911 (2), MRC840 (4), Y644 (1), Y / PAT81KFT (2)				W31VT (4)	W31VT (4) W31RT (4)	U31RT (4) U29ART (4)	Red	18 or 324	2-1/16	
YA312TC38			3/8	1"	1.29	2.00	0.18	4.49												
YA312N			1/2	1-3/4"	1.29	2.00	0.18	5.69												
YA322TC38	400 kcmil	—	3/8	1"	1.40	2.12	0.19	4.66			MY293 (2), MY2911 (2), MRC840 (4), Y644 (1), Y / PAT81KFT (2)			W32VT (4)	W32VT (4) W32RT (4)	U32RT (4) U30ART (4)	Blue	19 or 470	2-3/16	
YA322N			1/2	1-3/4"	1.40	2.12	0.19	5.85												
YA332N	450 kcmil	—	1/2	1-3/4"	1.48	2.13	0.21	5.93						MY293 (2), MY2911 (2), MRC840 (4), Y644 (1), Y / PAT81KFT (2)	W33VT (4)	W33VT (4) W33RT (4)	U33RT	Gray	326 or 538	2-3/16
YA342TC14E2	500 kcmil	240	1/4	3/4"	1.55	2.25	0.23	4.46				MY293 (2), MY2911 (2), MRC840 (4), Y644 (1), Y / PAT81KFT (2)								
YA342TC38			3/8	1"	1.55	2.25	0.23	4.90												
YA342N			1/2	1-3/4"	1.55	2.25	0.23	6.06												
YA352N	550 kcmil	—	1/2	1-3/4"	1.65	2.63	0.25	6.49							MY293 (2), MY2911 (2), MRC840 (4), Y644 (1), Y / PAT81KFT (2)	—	—	U35RT (4) U36RT (4) U32ART (4)	Yellow	21
YA362TC38	600 kcmil	300	3/8	1"	1.74	2.69	0.26	5.59												
YA362N			1/2	1-3/4"	1.74	2.69	0.27	6.59												

▲ See tooling section of this catalog for complete tool and die listings
 * Use PUADP-1 adaptor with U dies in Y46 HYPRESS™
 ** P-RT die sets for use in Y46 HYPRESS™ only, PUADP-1 adapter not required

*** The MM² conductor sizes listed are the recommendations for Class 2 conductor
 † The MM² conductor size listed here is for Class 2 and Class 5 conductor

Available undrilled. Add suffix U to catalog number (example: YA25U)
 ♦ For applications greater than 2000 Volts consult cable manufacturer for voltage stress relief instructions
Note: All dimensions shown are for reference only

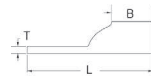
Compression Connections

Copper Compression — Code — Long Barrel — No Inspection Window

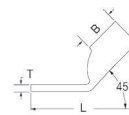
BURNDY®

TWO HOLE HYLUG™ CODE CONDUCTOR LONG BARREL

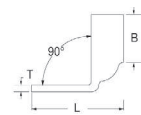
(Continued)



Straight



45°



90°

C-36

UL Listed 90° C, Up to 35 kV ♦



NOTE: Field bending straight lugs to achieve an angular connection will void UL Listing / CSA Certifications and BURNDY will not be liable for the connection.

Catalog Number	Conductor		Stud Hole Size	Stud Hole Spacing	Tongue Width	Figure Dimensions			Installation Tooling					Wire Strip Length					
	AWG	MM ² ***				(B)	(T)	(L)	Dieless (# of crimps)	Mech. MD6, OUR840, MD7-34R	Hydraulic		Color Code		Die Index				
											BCT500, Y500CT	Y35, Y39, Y750 Y46*, PAT750							
YA372N	650 kcmil	—	1/2	1-3/4"	1.80	2.81	0.27	6.74	Y644 (1) Y / PAT81KFT (4)	—	—	U37RT (4)	Orange	23	2-7/8				
YA382TC38	700 kcmil	—	3/8	1"	1.84	2.81	0.27	5.76				U38RT (4)	Pink	400	2-7/8				
YA382N			1/2	1-3/4"	1.84	2.81	0.27	6.77				U39RT (4) P39RT (4)	Black	24	2-15/16				
YA392NT38	750 kcmil	—	3/8	1"	1.91	2.88	0.27	5.87											
YA392TC38			3/8	1"	1.63	2.88	0.27	5.87											
YA392N			1/2	1-3/4"	1.91	2.88	0.27	6.87											
YA392ENNT	800 kcmil	400	1/2	1.75	1.30	2.88	—	6.87				P40RT (4)	Orange	25	3				
YA402N			1/2	1-3/4"	1.98	2.94	0.30	6.95				P41D (2)** P44PR	Gold	26	3				
YA412N	850 kcmil	—	1/2	1-3/4"	2.01	2.94	0.31	6.96								P44RT (4)	White	27	3-1/16
YA442TC38	1000 kcmil	500	3/8	1"	2.19	3.00	0.33	6.14				P44RT (4)	White	27	3-1/16				
YA442N	1000 kcmil	500	1/2	1-3/4"	2.19	3.00	0.32	7.14								P45RT (6)	Yellow	29	3-1/4
YA452N	1250 kcmil	—	1/2	1-3/4"	2.46	3.19	0.38	7.44											
YA4532N	1300 kcmil	—	1/2	1-3/4"	2.53	3.19	0.39	7.48				—	Orange	30	3-1/4				
YA462N	1500 kcmil	—	1/2	1-3/4"	2.69	3.19	0.40	7.55				P46RT (6)	Green	31	3-1/4				
YA472N	1750 kcmil	—	1/2	1-3/4"	2.90	3.44	0.42	7.89											
YA482N	2000 kcmil	—	1/2	1-3/4"	3.10	3.44	0.46	7.98	—	Gray	33	3-1/2							
									—	Brown	34	3-1/2							

▲ See tooling section of this catalog for complete tool and die listings

* Use PUADP-1 adaptor with U dies in Y46 HYPRESS™

** P-RT die sets for use in Y46 HYPRESS™ only, PUADP-1 adapter not required

*** The MM² conductor sizes listed are the recommendations for Class 2 conductor

† The MM² conductor size listed here is for Class 2 and Class 5 conductor

Available undrilled. Add suffix U to catalog number (example: YA25U)

♦ For applications greater than 2000 Volts consult cable manufacturer for voltage stress relief instructions

Note: All dimensions shown are for reference only