

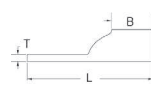
Compression Connections

Copper Compression — Code — Long Barrel — No Inspection Window

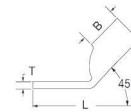
BURNDY®

ONE HOLE HYLUG™ CODE CONDUCTOR LONG BARREL

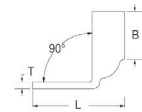
(Continued)



Straight



45°



90°

C-20

45° and 90° angles available. Please contact Customer Service to order: 1-800-346-4175



NOTE: Field bending straight lugs to achieve an angular connection will void UL Listing / CSA Certifications and BURNDY will not be liable for the connection.

Catalog Number	Conductor		Stud Hole Size	Tongue Width	Figure Dimensions			Dieless (# of crimps)	Installation Tooling			Color Code	Die Index	Wire Strip Length	
	AWG	MM ² ***			(B)	(T)	(L)		Mech.	Hydraulic	Y35, Y39, Y750, Y46**, PAT750				
YA8CTC10	#8 AWG #8 Flex G.H.I.K.M DLO 37/24	† 10	#10	0.41	0.81	0.08	1.57	Y122CMR (2) MRC840 (2) MY29-3 (2) MY29-11 (2) Y8MBR-1 (1) Y1MRTC (2) Y81KFT(1) PAT81KFT (1)	W8CVT (2) W8CRT (2) X8CRT (2)	X8CRT (2) W8CVT (2) W8CRT (2)	U8CRT (2)	Red	49	7/8	
YA8CTC14			1/4	0.44	0.81	0.08	1.69								
YA8CTC38			3/8	0.58	0.81	0.06	1.88								
YA6CTC8	#6 AWG Sol./Str.	—	#8	0.42	1.12	0.09	1.83	Y122CMR (2) MRC840 (2) MY29-3 (2) MY29-11 (2) Y644HSXT (1) Y1MRTC (2) Y81KFT (1) PAT81KFT (1)	W5CVT (2) W5CRT (2) X5CRT (2) X8CART (2)	W5CVT (2) W5CRT (2) X5CRT (2) X8CART (2)	U5CRT (2) U8CABT (2)	Blue	7 or 374	1-3/16	
YA6CTC10			#10	0.42	1.12	0.09	1.89								
YA6C			1/4	0.41	1.12	0.09	1.81								
YA6CN			1/2	0.83	1.12	0.12	2.64								
YA6CTC516			5/16	0.52	1.12	0.07	2.08								
YA6CTC38			3/8	0.58	1.12	0.06	2.21								
YA5C	#5 AWG	—	1/4	0.44	1.12	0.07	1.98	W5CVT (2) W5CRT (2) X5CRT (2)	W5CVT (2) W5CRT (2) X5CRT (2)	U5CRT (2)	Blue	7 or 374	1-3/16		
YA5CN			1/2	0.83	1.12	0.12	2.67								
YA4CTC10	#4 AWG	—	#10	0.50	1.12	0.09	1.94	Y1MRTC (4) Y122CMR (4) MY29-3 (2) MY29-11 (2) Y644HSXT (1) Y81KFT (2) PAT81KFT (2)	W4CVT (2) W4CRT (2) X4CRT (2)	W4CVT (2) W4CRT (2) X4CRT (2)	U4CRT (2) U6CABT (2)	Gray	8 or 346	1-3/16	
YA4C			1/4	0.50	1.12	0.09	1.87								
YA4CTC38			3/8	0.58	1.12	0.08	2.25								
YA4CN			1/2	0.83	1.12	0.12	2.69								
YA3CTC14	#3 AWG #2 Solid	25	1/4	0.55	1.25	0.09	2.23	W3CRT (2)	W3CRT (2)	U3CRT (2)	White	9	1-5/16		
YA3C			5/16	0.55	1.25	0.09	2.30								
YA3CTC38			3/8	0.58	1.25	0.08	2.42								
YA3CN			1/2	0.83	1.25	0.12	2.86								
YA2CTC10	#2 AWG	35	#10	0.60	1.25	0.11	2.10	W2CVT (2) W2CRT (2) X2CRT (2)	W2CVT (2) W2CRT (2) X2CRT (2)	U2CRT (2)	Brown	10	1-5/16		
YA2CTC14			1/4	0.60	1.25	0.11	2.23								
YA2C			5/16	0.60	1.25	0.11	2.29								
YA2CTC38			—	3/8	0.60	1.25	0.11							2.41	
YA2CN			1/2	0.83	1.25	0.12	2.88								
YA1CTC10	#1 AWG	50	#10	0.68	1.38	0.10	2.27	PAT81KFT (2) Y1MR TC(4) MRC840 (2) MY29-3 (2) MY29-11 (2) Y644HSXT (1) Y81KFT (2)	W1CVT (2) W1CRT1 (2) X1CRT1 (2)	W1CVT (2) W1CRT1 (2) X1CRT1 (2)	U1CRT1 (2) U4CABT (2)	Green	11	1-7/16	
YA1CTC14			—	1/4	0.68	1.38	0.10								2.39
YA1C			5/16	0.68	1.38	0.10	2.45								
YA1CTC38			—	3/8	0.68	1.38	0.10								2.58
YA1CN			1/2	0.83	1.38	0.12	3.06								

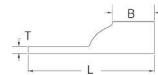
* Use PUADP-1 adapter with U dies in Y46 HYPRESS™
 ** P-RT die sets for use in Y46 HYPRESS™ only, PUADP-1 adapter not required
 *** The MM² conductor sizes listed are the recommendations for Class 2 conductor

▲ See tooling section of this catalog for complete tool and die listings. Use ONLY color coded die recommendations for -FX connectors. For nest/indenter system contact factory

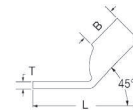
• Available undrilled. Add suffix U to catalog number (example: YA25U)
 ♦ For applications greater than 2000 Volts consult cable manufacturer for voltage stress relief instructions
 Note: All dimensions shown are for reference only

**ONE HOLE HYLUG™
CODE CONDUCTOR
LONG BARREL**

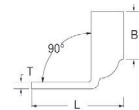
(Continued)



Straight



45°



90°

45° and 90° angles available. Please contact Customer Service to order: 1-800-346-4175



NOTE: Field bending straight lugs to achieve an angular connection will void UL Listing / CSA Certifications and BURNDY will not be liable for the connection.

C-21

Catalog Number	Conductor		Stud Hole Size	Tongue Width	Figure Dimensions			Dieless (# of crimps)	Installation Tooling				Wire Strip Length						
	AWG	MM ² ***			(B)	(T)	(L)		Mech.		Color Code	Die Index							
									MD6, OUR840, MD7-34R	Hydraulic									
YA25TC10	1/0 AWG	—	#10	0.75	1.38	0.12	2.30	MRC840 (4) MY29-3 (2) MY29-11 (2) Y644HSXT (1) Y81KFT (2) Y81KFTMBH (2) PAT81KFT-18V (2)	W25VT (4) W25RT (4) X25RT (4)	W25VT (4) W25RT (4) X25RT (4)	U25RT (2) U2CABT (2)	Pink	12	1-7/16					
YA25			5/16	0.75	1.38	0.13	2.48												
YA25TC38			3/8	0.75	1.38	0.12	2.61												
YA25N			1/2	0.83	1.38	0.11	3.05												
YA26TC14	2/0 AWG	70	1/4	0.83	1.50	0.12	2.58		W26VT (4) W26RT (4) X26RT (4)	W26VT (4) W26RT (4) X26RT (4)	U26RT (2)	Black	13	1-9/16					
YA26TC516			5/16	0.83	1.50	0.12	2.65												
YA26			3/8	0.83	1.50	0.12	2.77												
YA26N			1/2	0.83	1.50	0.12	3.21												
YA27	3/0 AWG	—	1/2	0.91	1.50	0.13	3.06	W27VT (4) W27RT (4) X27RT (6)	W27VT (4) W27RT (4) X27RT (6)	U27RT (2)	Orange	14	1-9/16						
YA28TC38	4/0 AWG	—	3/8	1.02	1.62	0.14	2.98												
YA28			1/2	1.02	1.62	0.14	3.23												
YA29	250 kcmil	—	1/2	1.11	1.62	0.16	3.26	W29VT (4) X29RT (8)	W29VT (4) W29RT (4) X29RT (8)	U29RT (2)	Yellow	16	1-11/16						
YA30	300 kcmil	150	1/2	1.20	2.00	0.16	3.69												
YA30N			1/2	1.20	2.00	0.16	3.88	W30VT (4) W30RT (4) U30RT (4) U28ART (4)	W30VT (4) W30RT (4)	U30RT (4) U28ART (4)	White	17 or 298	2-1/16						
YA31	350 kcmil	185	1/2	1.29	2.00	0.18	3.73							W31VT (4) W31RT (4)	W31VT (4) W31RT (4)	U31RT (4) U29ART (4)	Red	18 or 324	2-1/16
YA32N	400 kcmil	—	1/2	1.40	2.12	0.19	4.09												
YA32			5/8	1.40	2.12	0.19	4.15	W32VT (4) W32RT (4)	W32VT (4) W32RT (4)	U32RT (4) U30ART (4)	Blue	19 or 470	2-3/16						

* Use PUADP-1 adapter with U dies in Y46 HYPRESS™
 ** P-RT die sets for use in Y46 HYPRESS™ only, PUADP-1 adapter not required
 *** The MM² conductor sizes listed are the recommendations for Class 2 conductor

▲ See tooling section of this catalog for complete tool and die listings. Use ONLY color coded die recommendations for -FX connectors. For nest/indenter system contact factory

• Available undrilled. Add suffix U to catalog number (example: YA25U)
 ♦ For applications greater than 2000 Volts consult cable manufacturer for voltage stress relief instructions
 Note: All dimensions shown are for reference only

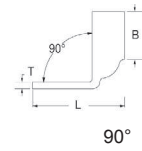
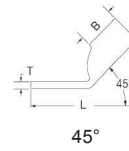
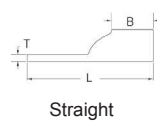
Compression Connections

Copper Compression — Code — Long Barrel — No Inspection Window

BURNDY®

ONE HOLE HYLUG™ CODE CONDUCTOR LONG BARREL

(Continued)



C-22

45° and 90° angles available. Please contact Customer Service to order: 1-800-346-4175



NOTE: Field bending straight lugs to achieve an angular connection will void UL Listing / CSA Certifications and BURNDY will not be liable for the connection.

Catalog Number	Conductor		Stud Hole Size	Tongue Width	Figure Dimensions			Dieless (# of crimps)	Installation Tooling											
	AWG	MM ² ***			(B)	(T)	(L)		Mech.	Hydraulic		Color Code	Die Index	Wire Strip Length						
							MD6, OUR840, MD7-34R	BCT500HS, Y500CTHS	Y35, Y39, Y750, Y46**, PAT750											
YA33N	450 kcmil	—	1/2	1.48	2.13	0.21	4.17	Y644HSXT (1) Y81KFT (4) Y81KFTMBH (4) PAT81KFT-18V (4)	W33VT (4)	W33VT (4) W33RT (4)	U33RT (4)	Gray	326 or 538	2-5/16						
YA33	450 kcmil	—	5/8	1.48	2.13	0.21	4.24		—	W34VT (4) W34RT (4)	U34RT (4) U31ART (2)	Brown	20 or 299	2-5/16						
YA34N	500 kcmil	240	1/2	1.55	2.25	0.23	4.32													
YA34			5/8	1.55	2.25	0.23	4.39													
YA35N	550 kcmil	—	1/2	1.65	2.63	0.25	4.73								—	—	U35RT (4)	Yellow	21	2-11/16
YA35			5/8	1.65	2.63	0.25	4.79													
YA36N	600 kcmil	300	1/2	1.74	2.69	0.27	4.83								—	—	U36RT (4) U32ART (4)	Green	22 or 472	2-3/4
YA36			5/8	1.74	2.69	0.27	4.90													
YA37N	650 kcmil	—	1/2	1.80	2.81	0.27	4.98								—	—	U37RT (4)	Orange	23	2-7/8
YA37			5/8	1.80	2.81	0.27	5.05													
YA38N	700 kcmil	—	1/2	1.84	2.81	0.27	5.01								—	—	U38RT (4)	Pink	400	2-7/8
YA38			5/8	1.84	2.81	0.27	5.07													
YA39N	750 kcmil	—	1/2	1.91	2.88	0.27	5.11								—	—	U39RT (4) P39RT (4)	Black	24	2-15/16
YA39			5/8	1.91	2.88	0.27	5.17													
YA40	800 kcmil	400	5/8	1.98	2.94	0.30	5.25								—	—	P40RT (4)	Orange	25	3
YA41N	850 kcmil	—	1/2	2.01	2.94	0.31	5.20													
YA41			5/8	2.01	2.94	0.31	5.26													
YA44N	1000 kcmil	500	1/2	2.19	3.00	0.33	5.38								—	—	P44RT (4)	White	27	3-1/16
YA44			5/8	2.19	3.00	0.33	5.45													
YA45	1250 kcmil	—	3/4	2.46	3.19	0.38	5.93		—	—	P45RT (6) P46RT (6)	Yellow	29	3-1/4						
YA46N	1500 kcmil	—	1/2	2.69	3.19	0.40	5.79													
YA46			3/4	2.69	3.19	0.40	6.04													
YA47N	1750 kcmil	—	1/2	2.90	3.44	0.42	6.13	—							—	—	Gray	33	3-1/2	
YA47			3/4	2.90	3.44	0.42	6.38													
YA48N	2000 kcmil	—	1/2	3.10	3.44	0.46	6.22	—							—	—	Brown	34	3-1/2	
YA48			3/4	3.10	3.44	0.46	6.47													

* Use PUADP-1 adapter with U dies in Y46 HYPRESS™
 ** P-RT die sets for use in Y46 HYPRESS™ only, PUADP-1 adapter not required
 *** The MM² conductor sizes listed are the recommendations for Class 2 conductor

▲ See tooling section of this catalog for complete tool and die listings. Use ONLY color coded die recommendations for -FX connectors. For nest/indentor system contact factory

• Available undrilled. Add suffix U to catalog number (example: YA25U)
 ♦ For applications greater than 2000 Volts consult cable manufacturer for voltage stress relief instructions
 Note: All dimensions shown are for reference only