


## BN4 - CHAL SERIES ENCLOSURES NEMA 4X JIC CONTINUOUS HINGE WALL-MOUNT



BN4080603CHAL

### Industry Standards

UL 50, Type 4, 4X, 12 & 13  
CSA Certified, Type 4 & 12  
NEMA/EEMAC Type 4, 4X, 12 & 13  
IEC 60529, IP66

 UL File E6924, E64791, E470978

 CSA File LL66078

## FEATURES-SPECIFICATIONS

### Applications

Designed as an instrument housing or junction box for electrical, electronic, or pneumatic components. It is ideal for applications where a lightweight, corrosion resistant enclosure is required.

### Construction

- Bodies and doors are fabricated from aluminum
- Seams are continuously welded and ground smooth
- Doors are sealed with a poured in place gasket

- External mounting plate on the top and bottom of the enclosure
- Weldnuts are provided to secure **optional** back panels
- Stainless steel screws and clamps are included to assure a water-tight seal
- Grounding provisions are provided
- Door is removed by pulling the stainless steel hinge pin

### Finish

- Exterior surfaces of the enclosure have a smooth grained finish

- **Optional** back panels are painted with a white polyester powder
- **Optional** "G" panels are pre-galvanized steel
- **Optional** 304SS back panels are made of 304 stainless steel
- **Optional** AL panels are unpainted aluminum

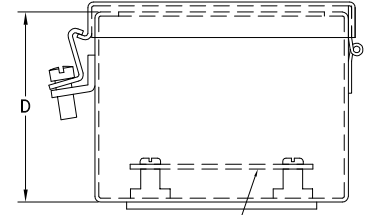
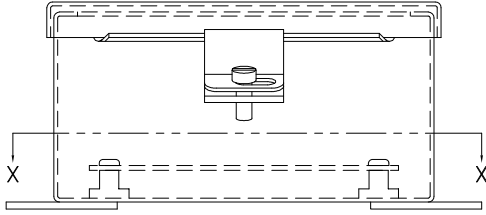
### Accessories

- Back panels (reference table)
- See pages L1-L24

### BN4-CHAL SERIES CONTINUOUS HINGE ALUMINUM ENCLOSURES

Catalog Number	Enclosure Size HxWxD	Painted	Back Panel Catalog Number*			Back Panel AxB	Mounting CxE	Overall L x M
			"G"	SS	AL			
BN4060403AL	6.00x4.00x3.00 (152x102x76)	P0606	P0606G	P0606SS	P0606AL	4.88x2.88 (124x73)	6.75x2.00 (171x51)	7.50x5.63 (191x143)
BN4060604CHAL	6.00x6.00x4.00 (152x152x102)	P0606	P0606G	P0606SS	P0606AL	4.88x4.88 (124x124)	6.75x4.00 (171x102)	7.50x7.00 (191x178)
BN4080603CHAL	8.00x6.00x3.50 (203x152x89)	P0606	P0606G	P0606SS	P0606AL	6.88x4.88 (175x124)	8.75x4.00 (222x102)	9.50x7.00 (241x178)
BN4100804CHAL	10.00x8.00x4.00 (254x203x102)	P0606	P0606G	P0606SS	P0606AL	8.88x6.88 (226x175)	10.75x6.00 (273x152)	11.50x9.00 (292x229)
BN4121005CHAL	12.00x10.00x5.00 (305x254x127)	P0606	P0606G	P0606SS	P0606AL	10.88x8.88 (276x226)	12.75x8.00 (324x203)	13.50x11.00 (343x279)
BN4141206CHAL	14.00x12.00x6.00 (356x305x152)	P0606	P0606G	P0606SS	P0606AL	12.88x10.88 (327x276)	14.75x10.00 (375x254)	15.50x13.00 (394x330)
BN4161406CHAL	16.00x14.00x6.00 (406x356x152)	P0606	P0606G	P0606SS	P0606AL	14.88x12.88 (378x327)	16.75x12.00 (425x305)	17.50x15.00 (445x381)

\*Back panels must be ordered separately.



Panel (Order Separately)

